

Flexibles hidráulicos

Flexible connectors
Flexibles hydrauliques
Flessibili idrauliche

TrAle®



Flexibles Industriales

Industrial Flexible Hoses & Fittings
Flexibles industriels
Tubi flessibili e raccordi industriali

INDUS TrAle®



Tubo rígido

Pipe connectors
Connectique rigide
Tubo rigido

TrAle®



Accesorios

Accessories
Accessoires
Accessori

TrAle®



Conducciones neumáticas

Pneumatic connectors
Connectique pneumatique
Conduiture pneumatiche

TrAle®



MANGUERAS

Hoses
Tuyaux
Tubi flessibili



RACORES PARA TUBERÍA FLEXIBLE

Flexible hose fittings
Embouts à sertir
Raccordi per tubi flessibili



METROLOGÍA

Flow measuring
Test du circuit hydraulique
Test per circuiti idraulici



MÁQUINAS TRATAMIENTO TUBO FLEXIBLE

Flow measuring
Test du circuit hydraulique
Test per circuiti idraulici



FLUIDAL

MANGUERAS

Hoses
Tuyaux
Tubi flessibili



MANGUERAS HIDRÁULICAS TRΔLE® GOLD 11

Hydraulic hoses TrΔle® GOLD
Tuyaux hydrauliques TrΔle® GOLD
Tubi idraulici TrΔle® GOLD

MANGUERAS HIDRÁULICAS TRΔLE® 16

Hydraulic hoses TrΔle®
Tuyaux hydrauliques TrΔle®
Tubi idraulici TrΔle®

MANGUERAS HIDRÁULICAS GREENLINE 21

Hydraulic hoses GreenLine
Tuyaux hydrauliques GreenLine
Tubi idraulici GreenLine

MANGUERAS TERMOPLÁSTICAS TRΔLE® 22

Thermoplastic hoses TrΔle®
Tuyaux thermoplastiques TrΔle®
Tubi termoplastici TrΔle®

MANGUERAS PTFE TRΔLE® 25

PTFE hoses TrΔle®
Tuyaux PTFE TrΔle®
Tubi PTFE TrΔle®

MANGUERAS PTFE GREENLINE 27

Hydraulic hoses PTFE GreenLine
Tuyaux hydrauliques PTFE GreenLine
Tubi idraulici PTFE GreenLine

MANGUERAS HIDRÁULICAS TRΔLE® GOLD

Hydraulic hoses TrΔle® GOLD
 Tuyaux hydrauliques TrΔle® GOLD
 Tubi idraulici TrΔle® GOLD

Malla metálica TrΔle® GOLD - RockCover ▪ Steel Braid TrΔle® GOLD - RockCover ▪ Tresse métallique TrΔle® GOLD - RockCover ▪ Treccia metallica TrΔle® GOLD - RockCover | 11



ML2230...RC ML25C...RC ML4290...RC ML3511...RC ML021...RC ML4569...RC

Malla metálica TrΔle® GOLD - DiamondCover ▪ Steel Braid TrΔle® GOLD - DiamondCover ▪ Tresse métallique TrΔle® GOLD - DiamondCover ▪ Treccia metallica TrΔle® GOLD - DiamondCover | 12



ML3511...DC ML4569..DC ML15C..DC

Malla metálica TrΔle® GOLD - HighPressure ▪ Steel Braid TrΔle® GOLD - HighPressure ▪ Tresse métallique TrΔle® GOLD - HighPressure ▪ Treccia metallica TrΔle® GOLD - HighPressure | 13



MS1SNK MS2SNK

TrΔle® GOLD - FlexyLine ▪ TrΔle® GOLD - FlexyLine ▪ TrΔle® GOLD - FlexyLine ▪ TrΔle® GOLD - FlexyLine | 13



MFLEX30

TrΔle® GOLD - Smooth Cover ▪ TrΔle® GOLD - Smooth Cover ▪ TrΔle® GOLD - Smooth Cover ▪ TrΔle® GOLD - Smooth Cover | 13



MSS

MANGUERAS HIDRÁULICAS TRΔle®

Hydraulic hoses TrΔle®
Tuyaux hydrauliques TrΔle®
Tubi idraulici TrΔle®

Malla textil TrΔle® ▪ TrΔle® Textile braid ▪ Tresse textile TrΔle® ▪ Treccia tessile TrΔle®

16



MSB21

ML7010

MB22

M2503

MB23

Malla metálica TrΔle® ▪ TrΔle® steel braid ▪ Tresse métallique TrΔle® ▪ Treccia metallica TrΔle®

17



MS2230

MS3509

MS3511

M15C

M25C

ML3601

MS4290

M4612

MS4569



M4713

MS4815

Agua caliente TrΔle® ▪ TrΔle® Hydrowashing hose for hot water ▪ Tuyau lavage haute pression-TrΔle® ▪ Tubi per idropulitrici ad acqua calda TrΔle®

19



MSC011...N

MSC021...N

MSC011...A

MSC021...A

MSC022...A

MSCLO21...A

MSC020...G

MANGUERAS HIDRÁULICAS GREENLINE

Hydraulic hoses GreenLine
Tuyaux hydrauliques GreenLine
Tubi idraulici GreenLine

Malla metálica GreenLine ▪ Steel braid GreenLine ▪ Tresse métallique GreenLine ▪ Treccia metallica GreenLine | 21



MW2230

MW25C

MW3511

MWC021...A

MW4290


MW4569

FLUIDAL

MANGUERAS TERMOPLÁSTICAS TRΔLE®

Thermoplastic hoses TrΔle®
Tuyaux thermoplastiques TrΔle®
Tubi termoplastici TrΔle®

Malla textil TrΔle® ▪ TrΔle® textile braid ▪ Tresse textile TrΔle® ▪ Treccia tessile TrΔle® | 22



MT070 MT270 MT071 MT080 MT280 MT081 MT010 MP1890

Malla metálica TrΔle® ▪ TrΔle® steel braid ▪ Tresse métallique TrΔle® ▪ Treccia metallica TrΔle® | 23



MT090 MT290 MT099 MT299 MT096 MT700 MT095

Limpieza de alcantarillas TrΔle® ▪ Sewer jetting hose TrΔle® ▪ Tuyau hydrocurage TrΔle® ▪ Tubi per la pulizia di fognature | 24



MEC200 MEC250 Z21200

FLUIDAL

MANGUERAS PTFE TRΔLE®


PTFE hoses TrΔle®

Tuyaux PTFE TrΔle®

Tubi PTFE TrΔle®

PTFE liso ▪ Smooth PTFE ▪ PTFE lisse ▪ PTFE liscio

| 25



M2950

M2900

M2900

M29012

Mangueras Freno ▪ Brake hoses ▪ Tuyau de frein ▪ Tubi freni

| 25



M29620

PTFE corrugado ▪ Convoluted PTFE ▪ PTFE convoluté ▪ PTFE corrugato

| 26



M2920

M2920

M2980

M2930

PTFE Liso PTFLEX ▪ PTFLEX Smooth PTFE ▪ PTFE Lisse PTFLEX ▪ PTFE Liscio PTFLEX

| 26



M2940

FLUIDAL

MANGUERAS PTFE GREENLINE

Hydraulic hoses PTFE GreenLine
Tuyaux hydrauliques PTFE GreenLine
Tubi idraulici PTFE GreenLine

PTFE liso ▪ Smooth PTFE ▪ PTFE lisse ▪ PTFE liscio

| 27



MW29

FLUIDAL

MANGUERAS HIDRÁULICAS TRΔle® GOLD

Hydraulic hoses TrΔle® GOLD
Tuyaux hydrauliques TrΔle® GOLD
Tubi idraulici TrΔle® GOLD

Manguera TrΔle® Gold EN 853 1SN / SAE 100 R1AT - RockCover

EN 853 1SN / SAE 100 R1AT hose TrΔle® Gold - RockCover

Tuyau TrΔle® Gold EN 853 1SN / SAE 100 R1AT - RockCover

Tubi EN 853 1SN / SAE 100 R1AT TrΔle® Gold - RockCover



DN	Part n° Referencia
1/4"	ML223004RC
5/16"	ML223005RC
3/8"	ML223006RC
1/2"	ML223008RC
5/8"	ML223010RC
3/4"	ML223012RC
1"	ML223016RC
1 1/4"	ML223020RC
1 1/2"	ML223024RC
2"	ML223032RC

Manguera TrΔle® Gold EN 853 2SN / SAE 100 R2AT - RockCover

EN 853 2SN / SAE 100 R2AT hose TrΔle® Gold - RockCover

Tuyau TrΔle® Gold EN 853 2SN / SAE 100 R2AT - RockCover

Tubi EN 853 2SN / SAE 100 R2AT TrΔle® Gold - RockCover



DN	Part n° Referencia
1/4"	ML351104RC
5/16"	ML351105RC
3/8"	ML351106RC
1/2"	ML351108RC
5/8"	ML351110RC
3/4"	ML351112RC
1"	ML351116RC
1 1/4"	ML351120RC
1 1/2"	ML351124RC
2"	ML351132RC

Manguera TrΔle® Gold EN 857 2SC - RockCover

EN 857 2SC hose TrΔle® Gold - RockCover

Tuyau TrΔle® Gold EN 857 2SC - RockCover

Tubi EN 857 2SC TrΔle® Gold - RockCover



DN	Part n° Referencia
1/4"	ML25C04RC
3/8"	ML25C06RC
1/2"	ML25C08RC
5/8"	ML25C10RC
3/4"	ML25C12RC
1"	ML25C16RC

Superservicio agua caliente 2 mallas negra 400bar TrΔle® Gold - RockCover

Hot water black superservice 2 braids 400bar TrΔle® Gold - RockCover

Superservice eau chaude 2 tresses noir 400bar TrΔle® Gold - RockCover

Superservice acqua calda 2 trecce, nero 400bar TrΔle® Gold - RockCover



DN	Part n° Referencia
5/16"	MLC0215NRC
3/8"	MLC0216NRC

Manguera TrΔle® Gold EN 856 4SP - RockCover

EN 856 4SP hose TrΔle® Gold - RockCover

Tuyau TrΔle® Gold EN 856 4SP - RockCover

Tubi EN 856 4SP TrΔle® Gold - RockCover



DN	Part n° Referencia
3/8"	ML429006RC
1/2"	ML429008RC
5/8"	ML429010RC
3/4"	ML429012RC
1"	ML429016RC

Manguera TrΔle® Gold EN 856 4SH - RockCover

EN 856 4SH hose TrΔle® Gold - RockCover

Tuyau TrΔle® Gold EN 856 4SH - RockCover

Tubi EN 856 4SH TrΔle® Gold - RockCover



DN	Part n° Referencia
3/4"	ML456912RC
1"	ML456916RC
1 1/4"	ML456920RC
1 1/2"	ML456924RC
2"	ML456932RC

TrΔle® GOLD RockCover
RESISTENCIA EXTREMA
EXTREME RESISTANCE

MANGUERAS HIDRÁULICAS TRΔLE® GOLD

Hydraulic hoses TrΔle® GOLD
Tuyaux hydrauliques TrΔle® GOLD
Tubi idraulici TrΔle® GOLD

Manguera TrΔle® Gold EN 853 2SN / SAE 100 R2AT - DiamondCover

EN 853 2SN / SAE 100 R2AT hose TrΔle® Gold - DiamondCover

Tuyau TrΔle® Gold EN 853 2SN / SAE 100 R2AT - DiamondCover

Tubi EN 853 2SN / SAE 100 R2AT TrΔle® Gold - DiamondCover



DN	Part n° Referencia
1/4"	ML351104DC
3/8"	ML351106DC
1/2"	ML351108DC

Manguera TrΔle® Gold EN 857 1SC – DiamondCover

NEW

EN 857 1SC hose TrΔle® Gold - DiamondCover

Tuyau TrΔle® Gold EN 857 1SC - DiamondCover

Tubi EN 853 1SC TrΔle® Gold - DiamondCover



DN	Part n° Referencia
1/4"	ML1SC04DC
3/8"	ML1SC06DC
1/2"	ML1SC08DC

Manguera TrΔle® Gold EN 856 4SH - DiamondCover

EN 856 4SH hose TrΔle® Gold - DiamondCover

Tuyau TrΔle® Gold EN 856 4SH - DiamondCover

Tubi EN 856 4SH TrΔle® Gold - DiamondCover



DN	Part n° Referencia
3/4"	ML456912DC
1"	ML456916DC

RESISTENCIA A LA ABRASIÓN (ISO 6495)

ABRASION RESISTANCE

25N / 2000 cycles

EN 853




0,50g

TrΔle®



0,20g

TrΔle® GOLD
ROCKCOVER



0,05g

TrΔle® GOLD
DIAMOND



0,00g

RESISTENCIA AL OZONO (ISO 7326)


OZONO RESISTANCE



72h



400h



2000h



3500h

CUBIERTA UHMPE COVER

TODOS NUESTROS MODELOS DE ROCKCOVER EN
ALL OUR ROCKCOVER RANGE AVAILABLE WITH

DIAMOND COVER

MANGUERAS HIDRÁULICAS TRΔLE® GOLD

Hydraulic hoses TrΔle® GOLD
Tuyaux hydrauliques TrΔle® GOLD
Tubi idraulici TrΔle® GOLD

Manguera TrΔle® Gold EN857 1SNK - HighPressure

EN857 1SNK hose TrΔle® Gold - HighPressure

Tuyau TrΔle® Gold EN857 1SNK - HighPressure

Tubi EN857 1SNK TrΔle® Gold - HighPressure



DN	Part n° Referencia	€
1/4"	MS1SNK04	*
5/16"	MS1SNK05	*
3/8"	MS1SNK06	*
1/2"	MS1SNK08	*
5/8"	MS1SNK10	*
3/4"	MS1SNK12	*
1"	MS1SNK16	*

SAE 100 R17

SAE 100 R17

SAE 100 R17

SAE 100 R17



NEW

DN	Part n° Referencia	€
1/4"	MFLEX3004	*
5/16"	MFLEX3005	*
3/8"	MFLEX3006	*
1/2"	MFLEX3008	*
5/8"	MFLEX3010	*
3/4"	MFLEX3012	*
1"	MFLEX3016	*

Manguera TrΔle® Gold EN857 2SNK - HighPressure

EN857 2SNK hose TrΔle® Gold - HighPressure

Tuyau TrΔle® Gold EN857 2SNK - HighPressure

Tubi EN857 2SNK TrΔle® Gold - HighPressure



DN	Part n° Referencia
1/4"	MS2SNK04
5/16"	MS2SNK05
3/8"	MS2SNK06
1/2"	MS2SNK08
5/8"	MS2SNK10
3/4"	MS2SNK12
1"	MS2SNK16

Agua caliente 2 mallas azul TrΔle® Gold Smooth Cover

Hot water blue 2 braids TrΔle® Gold Smooth Cover

Eau chaude 2 tresses bleu TrΔle® Gold Smooth Cover

Acqua calda 2 trecce, azzurro TrΔle® Gold Smooth, Superficie liscia



NEW

DN	Part n° Referencia
1/4"	MSS0214A
5/16"	MSS0215A
3/8"	MSS0216A
1/2"	MSS0218A

TRΔLE® GOLD SMOOTH

NEW

2 MALLAS 1/4"-1/2"

Cubierta lisa que facilita su limpieza

- ✓ Más presión
- ✓ Más limpieza
- ✓ Más flexible
- ✓ Más resistencia (abrasion & ozono)

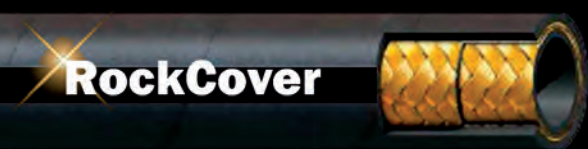


2 BRAIDS 1/4"-1/2"

Smooth cover for easy cleaning

- ✓ More pressure
- ✓ More cleaning
- ✓ More flexible
- ✓ More resistance (abrasion and ozone)

TrAde® GOLD




RESISTENCIA ABRASIÓN
ABRASION RESISTANCE



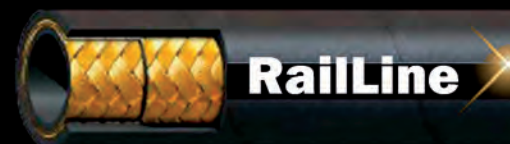
ALTA FLEXIBILIDAD
HIGH FLEXIBILITY



PRESIÓN +++
+++ PRESSURE



APLICACIONES FERROVIARIAS
RAILWAY



MANGUERAS HIDRÁULICAS TRΔLE®

Hydraulic hoses TrΔle®
Tuyaux hydrauliques TrΔle®
Tubi idraulici TrΔle®

Manguera EN 854 1TE / SAE 100 R6

EN 854 1TE / SAE 100 R6 Hose

Tuyau EN 854 1TE / SAE 100 R6

Tubi EN 854 1TE / SAE 100 R6



DN	Part n° Referencia
1/4"	MSB2104
5/16"	MSB2105
3/8"	MSB2106
1/2"	MSB2108
5/8"	MSB2110
3/4"	MSB2112
1"	MSB2116

Manguera SAE 100 R4

SAE 100 R4 Hose

Tuyau SAE 100 R4

Tubi SAE 100 R4



DN	Part n° Referencia
3/4"	ML701019
1"	ML701025
1"1/4	ML701032
1"1/2	ML701038
2"	ML701050
2"1/2	ML701063

Manguera EN 854 2TE

EN 854 2TE Hose

Tuyau EN 854 2TE

Tubi EN 854 2TE



DN	Part n° Referencia
1/4"	MB2204
5/16"	MB2205
3/8"	MB2206
1/2"	MB2208
5/8"	MB2210
3/4"	MB2212
1"	MB2216

Manguera SAE 100 R5

SAE 100 R5 Hose

Tuyau SAE 100 R5

Tubi SAE 100 R5



DN	Part n° Referencia
3/16"	M250304
1/4"	M250305
5/16"	M250306
13/32"	M250308
1/2"	M250310
5/8"	M250312
7/8"	M250316
1"1/8	M250320
1"3/8	M250324
1"13/16	M250332

Manguera EN 854 3TE

EN 854 3TE Hose

Tuyau EN 854 3TE

Tubi EN 854 3TE



DN	Part n° Referencia
1/4"	MB2304
5/16"	MB2305
3/8"	MB2306
1/2"	MB2308
5/8"	MB2310
3/4"	MB2312
1"	MB2316

MANGUERAS HIDRÁULICAS TRΔLE®

Hydraulic hoses TrΔle®
Tuyaux hydrauliques TrΔle®
Tubi idraulici TrΔle®

Manguera EN 853 1SN / SAE 100 R1AT

EN 853 1SN / SAE 100 R1AT Hose

Tuyau EN 853 1SN / SAE 100 R1AT

Tubi EN 853 1SN / SAE 100 R1AT



DN	Part n° Referencia
3/16"	MS223003
1/4"	MS223004
5/16"	MS223005
3/8"	MS223006
1/2"	MS223008
5/8"	MS223010
3/4"	MS223012
1"	MS223016
1"1/4	MS223020
1"1/2	MS223024
2"	MS223032

Manguera EN 853 2ST / SAE 100 R2A

EN 853 2ST / SAE 100 R2A Hose

Tuyau EN 853 2ST / SAE 100 R2A

Tubi EN 853 2ST / SAE 100 R2A



DN	Part n° Referencia
1/4"	MS350904
5/16"	MS350905
3/8"	MS350906
1/2"	MS350908
5/8"	MS350910
3/4"	MS350912
1"	MS350916
1" 1/4	MS350920
1" 1/2	MS350924
2"	MS350932

Manguera EN 853 2SN / SAE 100 R2AT

EN 853 2SN / SAE 100 R2AT Hose

Tuyau EN 853 2SN / SAE 100 R2AT

Tubi EN 853 2SN / SAE 100 R2AT



DN	Part n° Referencia
3/16"	MS351103
1/4"	MS351104
5/16"	MS351105
3/8"	MS351106
1/2"	MS351108
5/8"	MS351110
3/4"	MS351112
1"	MS351116
1"1/4	MS351120
1"1/2	MS351124
2"	MS351132
2" 1/2	MS351140
3"	MS351148

Manguera EN 857 1SC

EN 857 1SC Hose

Tuyau EN 857 1SC

Tubi 1SC/EN857



DN	Part n° Referencia
1/4"	M1SC04
5/16"	M1SC05
3/8"	M1SC06
1/2"	M1SC08
5/8"	M1SC10
3/4"	M1SC12
1"	M1SC16

Manguera EN 857 2SC

EN 857 2SC Hose

Tuyau EN 857 2SC

Tubi 2SC/EN857



DN	Part n° Referencia
1/4"	M2SC04
5/16"	M2SC05
3/8"	M2SC06
1/2"	M2SC08
5/8"	M2SC10
3/4"	M2SC12
1"	M2SC16

Manguera hidráulica 3SP

3SP Braids hoses

Tuyau 3SP

Tubi 3SP trece



DN	Part n° Referencia
3/8"	MS36010600
1/2"	MS36010800
5/8"	MS36011000
3/4"	MS36011200
1"	MS36011600

**2SC
BITUBO
TWIN**

Consultar | On Request

MANGUERAS HIDRÁULICAS TRΔLE®

Hydraulic hoses TrΔle®
Tuyaux hydrauliques TrΔle®
Tubi idraulici TrΔle®

Manguera EN 856 4SP / SAE 100 R9R-R10

EN 856 4SP / SAE 100 R9R-R10 Hose

Tuyau EN 856 4SP / SAE 100 R9R-R10

Tubi EN 856 4SP / SAE 100 R9R-R10



DN	Part n° Referencia
1/4"	MS429004
3/8"	MS429006
1/2"	MS429008
5/8"	MS429010
3/4"	MS429012
1"	MS429016
1"1/4	MS424820
1"1/2	MS424824
2"	MS424832

Manguera EN 856 R12 / SAE 100 R12

EN 856 R12 / SAE 100 R12 Hose

Tuyau EN 856 R12 / SAE 100 R12

Tubi EN 856 R12 / SAE 100 R12



DN	Part n° Referencia
3/8"	M461206
1/2"	M461208
5/8"	M461210
3/4"	M461212
1"	M461216
1"1/4	M461220
1"1/2	M461224

Manguera EN 856 4SH

EN 856 4SH Hose

Tuyau EN 856 4SH

Tubi EN 856 4SH



DN	Part n° Referencia
3/4"	MS456912
1"	MS456916
1"1/4	MS456920
1"1/2	MS456924
2"	MS456932

Manguera EN 856 R13 / SAE 100 R13

EN 856 R13 / SAE 100 R13 Hose

Tuyau EN 856 R13 / SAE 100 R13

Tubi EN 856 R13 / SAE 100 R13



DN	Part n° Referencia
3/4"	M471312
1"	M471316
1"1/4	M471320
1"1/2	M471324
2"	M471332

Manguera SAE 100 R15

SAE 100 R15 Hose

Tuyau SAE 100 R15

Tubi SAE 100 R15



DN	Part n° Referencia
3/4"	MS481512
1"	MS481516
1"1/4	MS481520
1"1/2	MS481524
2"	MS481532

MANGUERA TRΔLE®

4 Y 6 MALLAS

ALTA FLEXIBILIDAD EN MONTAJE

ASSEMBLY HIGH FLEXIBILITY

TRΔLE® HOSES 4 & 6 BRAIDS

MANGUERAS HIDRÁULICAS TRΔLE®

Hydraulic hoses TrΔle®
Tuyaux hydrauliques TrΔle®
Tubi idraulici TrΔle®

Superservicio agua caliente 1SC negra

Hot water superservice 1SC black

Superservice eau chaude 1SC noir

Superservice acqua calda 1SC nero



DN	Part n° Referencia
1/4"	MSC0114N
5/16"	MSC0115N
3/8"	MSC0116N
1/2"	MSC0118N*

Hasta fin de existencias / Until end of stock / Jusqu'à la fin du stock / Fino ad esaurimento

Superservicio agua caliente 2SC negra

Hot water superservice 2SC black

Superservice eau chaude 2SC noir

Superservice acqua calda 2SC nero



DN	Part n° Referencia
1/4"	MSC0214N
5/16"	MSC0215N
3/8"	MSC0216N

Superservicio agua caliente 1SC azul

Hot water superservice 1SC blue

Superservice eau chaude 1SC bleu

Superservice acqua calda 1SC azzurro



DN	Part n° Referencia
1/4"	MSC0114A
5/16"	MSC0115A
3/8"	MSC0116A
1/2"	MSC0118A

Superservicio agua caliente 2SC azul

Hot water superservice 2SC blue

Superservice eau chaude 2SC bleu

Superservice acqua calda 2SC azzurro



DN	Part n° Referencia
1/4"	MSC0214A
5/16"	MSC0215A
3/8"	MSC0216A
1/2"	MSC0218A

Superservicio agua caliente 2ST azul

Hot water superservice 2ST blue

Superservice eau chaude 2ST bleu

Superservice acqua calda 2ST azzurro



DN	Part n° Referencia
5/16"	MSC0225A
3/8"	MSC0226A

Superservicio agua caliente 2SC azul LISA

Hot water superservice 2SC blue with SMOOTH surface

Superservice eau chaude 2SC bleu à surface LISSE

Superservice acqua calda 2SC Azzurro con superficie LISCIA



DN	Part n° Referencia
5/16"	MSCLO215A
3/8"	MSCLO216A

Superservicio agua caliente 2SC gris

Hot water superservice 2SC grey

Superservice eau chaude 2SC gris

Superservice acqua calda 2SC grigio



DN	Part n° Referencia
5/16"	MSC0205G
3/8"	MSC0206G

MANGUERAS HIDRÁULICAS GREENLINE

Hydraulic hoses GreenLine
Tuyaux hydrauliques GreenLine
Tubi idraulici GreenLine

Manguera EN 853 1SN / SAE 100 R1AT

EN 853 1SN / SAE 100 R1AT Hose

Tuyau EN 853 1SN / SAE 100 R1AT

Tubi EN 853 1SN / SAE 100 R1AT



DN	Part n° Referencia
1/4"	MW223004
5/16"	MW223005
3/8"	MW223006
1/2"	MW223008
5/8"	MW223010
3/4"	MW223012
1"	MW223016
1"1/4	MW223020
1"1/2	MW223024

Manguera EN 857 2SC

EN 857 2SC Hose

Tuyau EN 857 2SC

Tubi 2SC/EN857



DN	Part n° Referencia
1/4"	MW2SC04
5/16"	MW2SC05
3/8"	MW2SC06
1/2"	MW2SC08

Manguera EN 853 2SN / SAE 100 R2AT

EN 853 2SN / SAE 100 R2AT Hose

Tuyau EN 853 2SN / SAE 100 R2AT

Tubi EN 853 2SN / SAE 100 R2AT



DN	Part n° Referencia
1/4"	MW351104
5/16"	MW351105
3/8"	MW351106
1/2"	MW351108
5/8"	MW351110
3/4"	MW351112
1"	MW351116
1"1/4	MW351120
1"1/2	MW351124

Superservicio agua caliente 2SC azul

Hot water superservice 2SC blue

Superservice eau chaude 2SC bleu

Superservice acqua calda 2SC azzurro



DN	Part n° Referencia
5/16"	MWC0215A
3/8"	MWC0216A

Manguera EN 856 4SP / SAE 100 R9R-R10

EN 856 4SP / SAE 100 R9R-R10 Hose

Tuyau EN 856 4SP / SAE 100 R9R-R10

Tubi EN 856 4SP / SAE 100 R9R-R10



DN	Part n° Referencia
3/8"	MW429006
1/2"	MW429008
5/8"	MW429010

Manguera EN 856 4SH

EN 856 4SH Hose

Tuyau EN 856 4SH

Tubi EN 856 4SH



DN	Part n° Referencia
3/4"	MW456912
1"	MW456916
1"1/4	MW456920

MANGUERAS TERMOPLÁSTICAS TRΔLE®

Thermoplastic hoses TrΔle®
Tuyaux thermoplastiques TrΔle®
Tubi termoplastici TrΔle®

SAE 100 R7

SAE 100 R7

SAE 100 R7

SAE 100 R7



DN	Part n° Referencia
1/8"	MT07002
3/16"	MT07003
1/4"	MT07004
5/16"	MT07005
3/8"	MT07006
1/2"	MT07008
5/8"	MT07010
3/4"	MT07012
1"	MT07016

SAE 100 R7 Bitubo

SAE 100 R7 Twin

SAE 100 R7 Jumelé

SAE 100 R7 Binato



DN	Part n° Referencia
3/16"	MT27003
1/4"	MT27004
5/16"	MT27005
3/8"	MT27006
1/2"	MT27008

SAE 100 R7 no conductiva

SAE 100 R7 non-conductive

SAE 100 R7 non-conducteur

SAE 100 R7 non conduttivo



DN	Part n° Referencia
3/16"	MT07103
1/4"	MT07104
5/16"	MT07105
3/8"	MT07106
1/2"	MT07108
5/8"	MT07110
3/4"	MT07112
1"	MT07116

SAE 100 R8

SAE 100 R8

SAE 100 R8

SAE 100 R8



DN	Part n° Referencia	€
3/16"	MT08003	
1/4"	MT08004	
5/16"	MT08005	
3/8"	MT08006	
1/2"	MT08008	
5/8"	MT08010	
3/4"	MT08012	
1"	MT08016	

SAE 100 R8 Bitubo

SAE 100 R8 Twin

SAE 100 R8 Jumelé

SAE 100 R8 Binato



DN	Part n° Referencia
1/4"	MT28004
5/16"	MT28005
3/8"	MT28006
1/2"	MT28008

SAE 100 R8 no conductiva

SAE 100 R8 non-conductive

SAE 100 R8 non-conducteur

SAE 100 R8 non conduttivo



DN	Part n° Referencia
1/4"	MT08104
5/16"	MT08105
3/8"	MT08106
1/2"	MT08108
5/8"	MT08110
3/4"	MT08112
1"	MT08116

Micro- Hose

Micro- Hose

Micro- Hose

Micro- Tubo



Ø INNER Ø INT.	Part n° Referencia
2	MT01002

MANGUERAS TERMOPLÁSTICAS TRΔLE®

Thermoplastic hoses TrΔle®
Tuyaux thermoplastiques TrΔle®
Tubi termoplastici TrΔle®

Termoplásticas Push-on

Thermoplastic Push-on

Thermoplastique Push-on

Tubi termoplastici Push-on



DN	Part n° Referencia
1/4"	MP189004
3/8"	MP189006
1/2"	MP189008
5/8"	MP189010
3/4"	MP189012

Consultar conexiones PUSH ON en pág.XXXX / Consultar casquillos PUSH ON en pág.105
casquillos PUSH ON en pág.105

Elastómero malla metálica

Steel braid thermoplastic elastomer

Elastomère 1 tresse métallique

Treccia metallica



DN	Part n° Referencia
3/16"	MT09003
1/4"	MT09004
5/16"	MT09005
3/8"	MT09006
1/2"	MT09008
5/8"	MT09010
3/4"	MT09012
1"	MT09016

Elastómero malla metálica bitubo

Steel braid twin thermoplastic elastomer

Elastomère 1 tresse métallique jumelé

Treccia metallica Binato



DN	Part n° Referencia
3/16"	MT29003
1/4"	MT29004
5/16"	MT29005
3/8"	MT29006
1/2"	MT29008

Elastómero malla metálica pintura

Steel braid thermoplastic elastomer for paint

Elastomère 1 tresse métallique peinture

Treccia metallica per vernici



DN	Part n° Referencia
3/16"	MT099003
1/4"	MT099004
3/8"	MT099006
1/2"	MT099008
3/4"	MT099012

Elastómero doble malla metálica pintura

Double steel braid thermoplastic elastomer for paint

Elastomère 2 tresses métalliques peinture

Doppia treccia metallica per vernici



DN	Part n° Referencia
1/4"	MT299004
3/8"	MT299006
1/2"	MT299008

Termoplástica malla metálica para productos químicos

Steel braid elastomer for chemical products

Elastomère tresse métallique pour produits chimiques

Treccia metallica per sostanze chimiche



DN	Part n° Referencia
1/4"	MT096004
3/8"	MT096006
1/2"	MT096008
5/8"	MT096010
3/4"	MT096012
1"	MT096016

Manguera termoplástica 700 bar

Thermoplastic hose 700 bar

Tuyau thermoplastique haute pression 700 bar

Tubo termoplastico 700 bar



DN	Part n° Referencia
1/4"	MT70004
3/8"	MT70006

Isobárica baja temperatura

Isobaric low temperature

Isobarique basse température

Isobarica bassa temperatura



DN	Part n° Referencia
1/4"	MT095004
3/8"	MT095006
1/2"	MT095008

MANGUERAS TERMOPLÁSTICAS TRΔle®

Thermoplastic hoses TrΔle®
Tuyaux thermoplastiques TrΔle®
Tubi termoplastici TrΔle®

Ecology 200

Ecology 200

Ecology 200

Ecology 200



DN	LENGTH (m) LONGITUD (m)		Part n° Referencia
3/4"	80	NEW	MEC2001280
3/4"	120		MEC20012
3/4"	160	NEW	MEC20012160
1"	80	NEW	MEC2001680
1"	120		MEC20016
1"	160	NEW	MEC20016160

Ecology 250

Ecology 250

Ecology 250

Ecology 250



DN	LENGTH (m) LONGITUD (m)		Part n° Referencia
3/4"	80	NEW	MEC2501280
3/4"	120		MEC25012
3/4"	160	NEW	MEC25012160
1"	80	NEW	MEC2501680
1"	120		MEC25016
1"	160	NEW	MEC25016160
1" 1/4	80	NEW	MEC2502080
1" 1/4	120	NEW	MEC25020
1" 1/4	160	NEW	MEC25020160

Casquillos para manguera Ecology

Ferrules for Ecology hose

Jupes pour tuyau Ecology

Boccole pressare per tubi Ecologici



DN	Part n° Referencia	€
3/4"	Z212001200	*
1"	Z212001600	*
1" 1/4	Z212002000	*

Acero inoxidable AISI 316-L. Ver precios en Catalogo Inox p.22 / Stainless steel AISI 316-L. Prices in Stainless Steel Catalogue p.22 / Acier inoxydable AISI 316-L. Prix dans le Catalogue Acier Inox p.22 / Acciaio inossidabile AISI 316-L. Prezzi in Acciaio Inossidabile p.22

MANGUERAS PTFE TRΔLE®

PTFE hoses TrΔle®

Tuyaux PTFE TrΔle®

Tubi PTFE TrΔle®

PTFE sin malla

PTFE without braid

PTFE sans tresse

PTFE senza treccia



PIPE TUBO	LENGTH (m) LONGITUD (m)	Part n° Referencia
2x4 mm	25	M2950204
4x6 mm	25	M2950406
6x8 mm	25	M2950608
2x4 mm	100	M2950204-100
4x6 mm	100	M2950406-100
6x8 mm	100	M2950608-100

€/rollo / € / roll / € / rouleau / € / rotolo

PTFE Liso 1 malla SAE100 R14

FHL (light) / Smooth PTFE SAE100 R14

FHL (série légère) SAE100 R14

FHL (serie leggera) SAE 100 R14




DN	Part n° Referencia
1/8"	M290003
3/16"	M290005
1/4"	M290006
5/16"	M290008
3/8"	M290009
1/2"	M290013
5/8"	M290016
3/4"	M290020
1"	M290025

PTFE liso 1 malla SAE100 R14 - CAJAS

FHL (light) / Smooth PTFE SAE100 R14- BOXES

FHL (série légère) SAE100 R14 à BOÎTES

Scatole in ptf e 1 maglia SAE100 R14 liscia



DN	Pack aprox (m)	Part n° Referencia
1/4"	75*	M290006075
5/16"	75*	M290008075
3/8"	50	M290009050
1/2"	40	M290013040

Información de longitud rollo aproximada (+/- 5m de tolerancia) *Caja con 1 o 2 rollos (min.25m) en 1/4" y 5/16" / Approximate length information (+/- 5m tolerance) *Box includes 1 or 2 rolls (min. 25m) DN 1/4" & 5/16" / Approximate length information (+/- 5m tolerance) *Box includes 1 or 2 rolls (min. 25m) DN 1/4" & 5/16"

PTFE Liso grueso 2 mallas

FHM 2 Braids

FHM 2 tresses

FHM doppia treccia



DN	Part n° Referencia
1/4"	M2901206
5/16"	M2901208
3/8"	M2901209
1/2"	M2901213
5/8"	M2901216
3/4"	M2901219
1"	M2901225

Mangueras freno con funda transparente

Brake hose with transparent cover

Tuyau de frein avec couvercle transparent

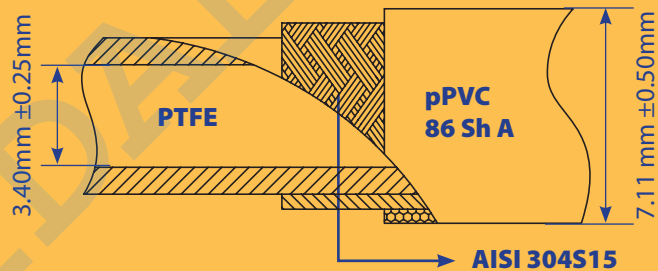
Tubo freno con coperchio trasparente



DN	Part n° Referencia
1/8"	M29620301

SISTEMAS DE FRENADO MOTORCYCLE BRAKING SYSTEMS

Consultar | On request



321 BAR



966 BAR



38mm



-10° to
+70°C*



DIFFERENT
COLORS

*Limitado por la cubierta de PVC | Limited by PVC Cover

MANGUERAS PTFE TRΔLE®

PTFE hoses TrΔle®

Tuyaux PTFE TrΔle®

Tubi PTFE TrΔle®

PTFE corrugado 1 malla

Convuluted PTFE 1 braid

PTFE convoluté 1 tresse

PTFE corrugato 1 treccia




DN	Part n° Referencia
1/4"	M292006
3/8"	M292009
1/2"	M292013
5/8"	M292016
3/4"	M292020
1"	M292025
1" 1/4	M292032
1" 1/2	M292038
2"	M292050

PTFE corrugado 1 malla - CAJAS

Convuluted PTFE 1 braid - BOXES

PTFE convoluté 1 tresse à BOÎTES

PTFE corrugato 1 treccia scatola



DN	Pack approx (m) Pack aprox (m)	Part n° Referencia
1/4"	75*	M292006075
3/8"	50	M292009050
1/2"	30	M292013030
5/8"	25	M292016025
3/4"	25	M292020025
1"	10	M292025010

Información de longitud rollo aproximada (+/- 5m de tolerancia) *Caja con 1 o 2 rollos (min.25m) en 1/4" y 5/16" / Approximate length information (+/- 5m tolerance) *Box includes 1 or 2 rolls (min. 25m) DN 1/4" & 5/16" / Approximate length information (+/- 5m tolerance) *Box includes 1 or 2 rolls (min. 25m) DN 1/4" & 5/16" / Approximate length information (+/- 5m tolerance) *Box includes 1 or 2 rolls (min. 25m) DN 1/4" & 5/16"

PTFE corrugado con fibra de vidrio 1 malla

Convuluted PTFE with fiberglass 1 braid

PTFE convoluté avec fibre de verre 1 tresse

PTFE con fibra di vetro 1 treccia



DN	Part n° Referencia
3/8"	M298009
1/2"	M298013
3/4"	m298020
1"	M298025
1" 1/4	M298032

PTFE corrugado anti-estático 1 malla

Anti-static convuluted PTFE 1 braid

PTFE convoluté anti-statique 1 tresse

PTFE corrugato anti-statico 1 treccia



DN	Part n° Referencia
3/8"	M293009
1/2"	M293013
3/4"	M293020
1"	M293025

PTFE Liso PTFLEX

PTFLEX Smooth PTFE

PTFE Lisse PTFLEX

PTFE Liscio PTFLEX




DN	Part n° Referencia
3/4"	M294020
1"	M294025
1" 1/4	M294032



ENVÍO MANGUERAS PTFE SHIPPING SERVICE PTFE HOSES

Consultar | On request



Envío por paquetería
Courier delivery

Embalajes a medida
Embalajes a Custom-made packaging

Mejor almacenaje
Better storage

MANGUERAS PTFE GREENLINE

Hydraulic hoses PTFE GreenLine
Tuyaux hydrauliques PTFE GreenLine
Tubi idraulici PTFE GreenLine

PTFE liso 1 malla



FHL (light) / Smooth PTFE

FHL (série légère)

FHL (serie leggera)



DN	Part n° Referencia
1/4"	MW290006
5/16"	MW290008
3/8"	MW290009
1/2"	MW290013

FLUIDAL

CONEXIONES SERIE STANDARD 44

Standard series fittings
 Embouts série Standard
 Raccordi serie Standard

CONEXIONES SERIE REUSABLES 63

Reusable series fittings
 Embouts Récuperables
 Raccordi serie Recuperabile

CONEXIONES SERIE BW NO PELAR R12 / 4SP / 4SH 64

BW fittings - no skiving R12 / 4SP / 4SH
 Embouts BW sans dénuder R12 / 4SP / 4SH
 Raccordi BW - senza pelatura R12 / 4SP / 4SH

CONEXIONES SERIE INTERLOCK 69

Interlock series fittings
 Embouts à sertir Interlock
 Raccordi serie Interlock

CONEXIONES ALTA PRESIÓN (700 BAR) 77

High pressure 700 Bar fittings
 Embouts haute pression 700 Bar
 Raccordi altissima pressione (700 Bar)

CONEXIONES SERIE 43 UNA SOLA PIEZA 1SN / R1AT / 2SN / R2AT / R16 / 2SC / 3TE / R17 79

One piece fittings 43 Series 1SN / R1AT / 2SN / R2AT / R16 / 2SC / 3TE / R17
 Embouts pré-sertis Série 43 1SN / R1AT / 2SN / R2AT / R16 / 2SC / 3TE / R17
 Raccordi un pezzo Serie 43 1SN / R1AT / 2SN / R2AT / R16 / 2SC / 3TE / R17

CONEXIONES SERIE BW UNA SOLA PIEZA R12 / 4SP / 4SH NO PELAR 94

One piece fittings BW series R12 / 4SP / 4SH NO SKIVE
 Embouts pré-sertis Série BW R12 / 4SP / 4SH sans dénuder
 Raccordi BW - 1 pezzo R12 / 4SP / 4SH senza spellatura

CONEXIONES UNA SOLA PIEZA SERIE BWS 3SP/4SP/R12/4SH NO PELAR 97

One piece fittings BWS SERIES 3SP/4SP/R12/4SH NO SKIVE
 Embouts pré-sertis BWS 3SP/4SP/R12/4SH Sans dénuder
 Raccordi compatti serie BWS R12/4SP/4SH Serie BW senza spellatura

RACORES PARA TUBERÍA FLEXIBLE

Flexible hose fittings
 Embouts à sertir
 Raccordi per tubi flessibili



CONEXIONES UNA PIEZA SERIE BW+ R13/R15 NO PELAR 103

One piece fittings BW+ Series R13/R15 No Skive
 Embouts R13/R15 Série BW+ Sans denuder
 Raccordi R13/R15 Serie BW+ senza spellatura

CONEXIONES PUSH ON 105

PUSH ON series fittings
 Embouts PUSH ON
 Raccordi serie PUSH ON

SERIE STANDARD

Standard series



TrAle®

TrAle® GOLD

GREENLINE



SAE 100 R6

EN 854 2TE

EN 854 3TE

EN 857 1SC
SUPERSERVICE 15C
155°

EN 853 1SN
SAE 100 R1AT
1SNK

EN 853 2SN
SAE 100 R2AT
2SNK


EN 857 2SC
SUPERSERVICE 25C
155°



EN 853 2ST
SAE100 R2A

EN 856 4SP
SAE 100 R9R

EN 856 R12
SAE 100



3SP

EN 856 4SP
SAE 100 R9R

EN 856 4SH

EN856 R12
SAE 100

EN 856 R13
SAE 100


SAE 100 R15



NO PELAR
NO SKIVE



3/4"-1"



SAE 100 R7
EN 855

SAE 100 R8
EN 855




Metallic 1 braid

Metallic 2 braid




Ecology 200

Ecology 250




Smooth PTFE 1 braid

Convuluted PTFE Standard



Smooth PTFE 1 braid

Smooth PTFE 2 braid



Standard Convuluted PTFE
Fiberglass Convuluted PTFE
Antistatic Convuluted PTFE





SERIE BW NO PELAR

BW Series no skive



					
EN 856 4SP SAE 100	EN 856 4SH	EN 856 R12 SAE 100	EN 856 R13 SAE 100	EN 856 R13 SAE 100	SAE 100 R15
					
AC68010	AC68010	AC68010	AC69010	AC69010	
			3/4"-1"	1" 1/4-1" 1/2-2"	

SERIE INTERLOCK

Interlock series



		
EN 856 4SH	EN 856 R13 SAE 100	SAE 100 R15
		
A61010	A61010 61010...	A61010 61010...

CONEXIONES SERIE STANDARD

Standard series fittings
 Embouts série Standard
 Raccordi serie Standard

Casquillos para prensar ▪ Crimping ferrules ▪ Jupes à sertir ▪ Boccole a pressare | 44



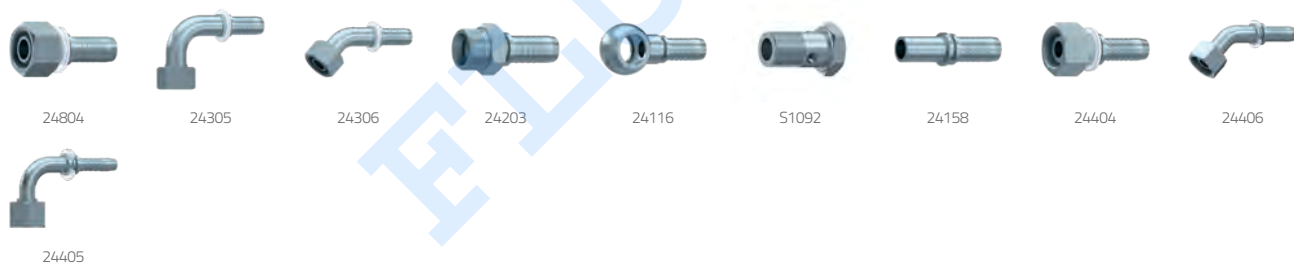
Conexiones BSP/BSPT ▪ BSP/BSPT Fittings ▪ Embouts BSP/BSPT ▪ Raccordi BSP/BSPT | 46




Conexiones JIC 37º ▪ JIC 37º Fittings ▪ Embouts JIC 37º ▪ Raccordi JIC 37º | 50



Conexiones Métricas DIN 2353 ▪ Metric fittings DIN 2353 ▪ Embouts Métriques DIN 2353 ▪ Raccordi Metrici DIN 2353 | 52




Conexiones NPT/NPSM ▪ NPT/NPSM Fittings ▪ Embouts NPT/NPSM ▪ Raccordi NPT/NPSM | 56



Conexiones Serie Japonesa ▪ Fittings Japanese Serie ▪ Embouts Série Japonaise ▪ Raccordi Serie Giapponese | 56



Conexiones Métricas Serie Francesa ▪ Metric fittings French Serie ▪ Embouts Métriques Série Française ▪ Raccordi Metrici Serie Francese | 57



CONEXIONES SERIE STANDARD

Standard series fittings
 Embouts série Standard
 Raccordi serie Standard

Conexiones ORFS ▪ ORFS Fittings ▪ Embouts ORFS ▪ Raccordi ORFS | 58



Bridas SAE 3000/6000/9000 PSI ▪ 3000/6000 PSI SAE Flanges ▪ Brides SAE 3000/6000 PSI ▪ Flangia SAE 3000/6000 PSI | 59



Bridas fijación SAE ▪ SAE Flanges ▪ Brides SAE ▪ Flangia SAE | 61



Racores para hidrolavadoras ▪ Karcher fittings ▪ Embouts Karcher ▪ Raccordi per idropultrici | 62



Conexiones CO2 ▪ CO2 Fittings ▪ Embouts CO2 ▪ Raccordi CO2 | 62




FLUIDAL

CONEXIONES SERIE REUSABLES

Reusable series fittings
Embouts Récuperables
Raccordi serie Recuperabile

Casquillos ▪ Ferrules ▪ Jupes ▪ Boccole recuperabili

| 63




A1G-...R1T

A1G-...R2T

Conexiones ▪ Fittings ▪ Embouts ▪ Raccordi recuperabili

| 63



A3G

A90G

A2G

AE

A3J


A2J

FLUIDAL

CONEXIONES SERIE BW NO PELAR R12 / 4SP / 4SH

BW fittings - no skiving R12 / 4SP / 4SH
 Embouts BW sans dénuder R12 / 4SP / 4SH
 Raccordi BW - senza pelatura R12 / 4SP / 4SH


Casquillos serie BW/BW+ ▪ Ferrules BW/BW+ series ▪ Jupes à sertir BW/BW+ ▪ Boccole pressare serie BW/BW+ | 64



AC68010

AC69010

Conexiones BSP ▪ BSP Fittings ▪ Embouts BSP ▪ Raccordi BSP | 64



66110

66117

66118

66112

Conexiones JIC 37º ▪ JIC 37º Fittings ▪ Embouts JIC 37º ▪ Raccordi JIC 37º | 65



66140

66242

66138

66139

Conexiones Métricas DIN 2353 ▪ Metric fittings ▪ Embouts Métriques ▪ Raccordi Metrici | 65



66205

66206

66203

66204

Bridas SAE 3000/6000 PSI ▪ SAE Flanges 3000/6000 PSI ▪ Brides SAE 3000/6000 PSI ▪ Flangia SAE 3000/6000 PSI | 66



66182

66183

66184

66282

66283

66284

Conexiones ORFS ▪ ORFS Fittings ▪ Embouts ORFS ▪ Raccordi ORFS | 67



66901

66907

66908

CONEXIONES SERIE INTERLOCK

Interlock series fittings
 Embouts à sertir Interlock
 Raccordi serie Interlock

Casquillos ▪ Crimping ferrules ▪ Jupes ▪ Boccole a pressare | 69



A61010

61010

Conexiones BSP ▪ BSP Fittings ▪ Embouts BSP ▪ Raccordi BSP | 69



64100

64107

64108

64112

64161

64500

64507

64508

Conexiones JIC 37º ▪ JIC 37º Fittings ▪ Embouts JIC 37º ▪ Raccordi JIC 37º | 71



64142

64138

64139

64140

64542

64538

64539

Conexiones Métricas DIN 2353 ▪ Metric fittings DIN 2353 ▪ Embouts Métriques DIN 2353 ▪ Raccordi Metrici DIN 2353 | 72



64204

64206

64205

64203

Racores para martillo ▪ Fittings for hammer ▪ Embouts pour marteau ▪ Raccordi per martello | 72



NAM

Conexiones ORFS ▪ ORFS fittings ▪ Embouts ORFS ▪ Raccordi ORFS | 73



64900

64908

64907

Bridas SAE 3000/6000 PSI ▪ 3000/6000 PSI SAE Flanges ▪ Embouts brides SAE 3000/6000 PSI ▪ Flangia SAE 3000/6000 PSI | 74



64182

64183

64184

64282

64283

64284

Bridas 9000 PSI ▪ 9000 PSI Flanges ▪ Embouts brides 9000 PSI ▪ Flangia 9000 PSI | 75



64382

64384

64383

Bridas Poclairn ▪ Poclairn flanges ▪ Embouts brides Poclairn ▪ Flangia Poclairn | 76



64801

44805

44807

64802

44806

CONEXIONES ALTA PRESIÓN (700 BAR)

High pressure 700 Bar fittings
Embouts haute pression 700 Bar
Raccordi altissima pressione (700 Bar)

Casquillos ▪ Ferrules ▪ Jupes à sertir ▪ Boccole

| 77



MT700



71012

Conexiones ▪ Fittings ▪ Embouts ▪ Raccordi

| 77



74100



74112




74161

FLUIDAL

CONEXIONES SERIE 43 UNA SOLA PIEZA 1SN / R1AT / 2SN / R2AT / R16 / 2SC / 3TE / R17

One piece fittings 43 Series 1SN / R1AT / 2SN / R2AT / R16 / 2SC / 3TE / R17
 Embouts pré-sertis Série 43 1SN / R1AT / 2SN / R2AT / R16 / 2SC / 3TE / R17
 Raccordi un pezzo Serie 43 1SN / R1AT / 2SN / R2AT / R16 / 2SC / 3TE / R17

Casquillos para racores de una sola pieza ▪ Ferrules for one piece fittings ▪ Jupes pour embouts pré-sertis ▪ Boccole per raccordi un pezzo | 79



5C2112 PFC2212 DI2224 DI2300 28040 28041 AC68010 AC69010

Conexiones una sola pieza JIC 37º ▪ One piece JIC 37º fittings ▪ Embouts pré-sertis JIC 37º ▪ Raccordi un pezzo JIC 37º | 81



28142 28140 28242 28138 28139

Conexiones una sola pieza NPT-NPSM ▪ One piece NPT-NPSM fittings ▪ Embouts pré-sertis NPT-NPSM ▪ Raccordi un pezzo NPT-NPSM | 82




28161 28261

Conexiones una sola pieza ORFS ▪ One piece ORFS fittings ▪ Embouts pré-sertis ORFS ▪ Raccordi un pezzo ORFS | 83



28900 28907 28912 28908

Conexiones una sola pieza Bridas SAE 3000/6000 PSI ▪ One piece SAE Flanges fittings 3000/6000 PSI ▪ Embouts pré-sertis Brides SAE 3000/6000 PSI ▪ Raccordi un pezzo Flange SAE 3000/6000 PSI | 84



28182 28183 28184 28282 28283 28284

Conexiones una sola pieza Bridas SAE 9000 PSI ▪ One piece SAE Flanges fittings 9000 PSI ▪ Embouts pré-sertis Brides SAE 9000 PSI ▪ Raccordi un pezzo Flange SAE 9000 PSI | 85



48282 48283 48284

Conexiones una sola pieza Métricas ▪ One piece Metric fittings ▪ Embouts pré-sertis Métriques ▪ Raccordi un pezzo Metrici | 86



28804 28203 28305 28306 28116 28404 28405 28406 28158



28804 28300

CONEXIONES SERIE 43 UNA SOLA PIEZA 1SN / R1AT / 2SN / R2AT / R16 / 2SC / 3TE / R17

One piece fittings 43 Series 1SN / R1AT / 2SN / R2AT / R16 / 2SC / 3TE / R17
Embouts pré-sertis Série 43 1SN / R1AT / 2SN / R2AT / R16 / 2SC / 3TE / R17
Raccordi un pezzo Serie 43 1SN / R1AT / 2SN / R2AT / R16 / 2SC / 3TE / R17

Conexiones una sola pieza BSP - BSPT ▪ One piece BSP - BSPT fittings ▪ Embouts pré-sertis BSP - BSPT ▪
Raccordi un pezzo BSP - BSPT

89



FLUIDAL

CONEXIONES SERIE BW UNA SOLA PIEZA R12 / 4SP / 4SH NO PELAR


One piece fittings BW series R12 / 4SP / 4SH NO SKIVE
 Embouts pré-sertis Série BW R12 / 4SP / 4SH sans dénuder
 Raccordi BW - 1 pezzo R12 / 4SP / 4SH senza spellatura

Conexiones JIC 37º ▪ JIC 37º Fittings ▪ Embouts JIC 37º ▪ Raccordi JIC 37º | 94



68140 68242 68138 68139

Conexiones ORFS ▪ ORFS Fittings ▪ Embouts ORFS ▪ Raccordi ORFS | 94



68907 68908

Bridas SAE 3000/6000 PSI ▪ SAE Flanges 3000/6000 PSI ▪ Brides SAE 3000/6000 PSI ▪ Flangia SAE 3000/6000 PSI | 95




68182 68183 68184 68282 68283 68284

Conexiones Métricas DIN 2353 ▪ Metric fittings ▪ Embouts Métriques ▪ Raccordi Metrici DIN 2353 | 96



68205 68206 68203

Conexiones BSP ▪ BSP Fittings ▪ Embouts BSP ▪ Raccordi BSP | 96



68110 68107 68108 68112

CONEXIONES UNA SOLA PIEZA SERIE BWS 3SP/4SP/R12/4SH NO PELAR

One piece fittings BWS SERIES 3SP/4SP/R12/4SH NO SKIVE

Embouts pré-sertis BWS 3SP/4SP/R12/4SH Sans dénuder

Raccordi compatti serie BWS R12/4SP/4SH Serie BW senza spellatura

Conexiones una sola pieza JIC 37º ▪ One piece JIC 37º fittings ▪ Embouts pré-sertis JIC 37º ▪ Raccordi compatti JIC 37º | 97



58140 58142 58138 58139 58242

Conexiones una sola pieza ORFS ▪ One piece ORFS fittings ▪ Embouts pré-sertis ORFS ▪ Raccordi compatti ORFS | 98



58900 58907 58908 58912

Conexiones una sola pieza NPT-NPSM ▪ One piece NPT-NPSM fittings ▪ Embouts pré-sertis NPT-NPSM ▪ Raccordi compatti NPT-NPSM | 98



58261 58161

Conexiones una sola pieza Bidas SAE ▪ One piece SAE Flanges fittings ▪ Embouts pré-sertis Brides SAE ▪ Raccordi compatti Flange SAE | 99



58182 58183 58184 58282 58283 58284

Conexiones una sola pieza BSP ▪ One piece BSP fittings ▪ Embouts pré-sertis BSP ▪ Raccordi compatti BSP | 100



58110 58117 58118 58112 58400 58200

Conexiones una sola pieza Métricas ▪ One piece Metric fittings ▪ Embouts pré-sertis Métriques ▪ Raccordi compatti Metrici | 101



58804 58305 58306 58203

CONEXIONES UNA PIEZA SERIE BW+ R13/R15 NO PELAR


One piece fittings BW+ Series R13/R15 No Skive

Embouts R13/R15 Série BW+ Sans denuder

Raccordi R13/R15 Serie BW+ senza spellatura

Conexiones JIC 37º ▪ JIC 37º fittings ▪ Embouts JIC 37º ▪ Raccordi JIC 37º

| 103



69242

69138

69139

69140

Conexiones ORFS ▪ ORFS fittings ▪ Embouts ORFS ▪ Raccordi ORFS

| 103



69901

69907

69908

Bridas SAE ▪ SAE Flanges ▪ Brides SAE ▪ Flange SAE

| 104



69282

69283

69284

Conexiones BSP ▪ BSP fittings ▪ Embouts BSP ▪ Raccordi BSP

| 104



69112

69110

69117

69118

FLUIDAL

CONEXIONES PUSH ON

PUSH ON series fittings

Embouts PUSH ON

Raccordi serie PUSH ON

Conexiones PUSH ON BSP ▪ PUSH ON BSP series fittings ▪ Embouts PUSH ON BSP ▪ Raccordi serie PUSH ON BSP | 105



39100

39112

Conexiones Push-On JIC 37° ▪ PUSH ON JIC 37° series fittings ▪ Embouts PUSH ON JIC 37° ▪ Raccordi serie PUSH ON JIC 37° | 105



39142

39140

Conexiones Push-On NPT ▪ PUSH ON NPT series fittings ▪ Embouts PUSH ON NPT ▪ Raccordi serie PUSH ON NPT | 105



39161

Conexiones Push-On Métricas DIN 2383 ▪ PUSH ON Metrics series fittings ▪ Embouts PUSH ON Métrique ▪ Raccordi serie PUSH ON Metrica | 105



39804

39203

FLUIDAL

CONEXIONES SERIE STANDARD

Standard series fittings
Embouts série Standard
Raccordi serie Standard

Casquillos R1AT/R2AT/1SN/2SN/2SC/R16/3TE

Ferrules R1AT/R2AT/1SN/2SN/2SC/R16/3TE

Jupes à sertir R1AT/R2AT/1SN/2SN/2SC/R16/3TE

Boccole a pressare per R1AT/R2AT/1SN/2SN/2SC/R16/3TE



DN	Referencia Part n°
3/16"	DI221200300
1/4"	DI221200400
5/16"	DI221200501
3/8"	DI221200600
1/2"	DI221200800
5/8"	DI221201000
3/4"	DI221201200
1"	DI221201600
1"1/4	DI221202000
1"1/2	DI221202400
2"	DI221203200
2"1/2	DI221204000
3"	DI221204800

Casquillos R4

Ferrules R4

Jupes à sertir R4

Boccole a pressare per R4



DN	Referencia Part n°
3/4"	DI221201200R4

Para otros tamaños, consultar tabla de prensado en nuestra web./ For other sizes, please check out the crimping table on our website. / Pour les autres dimensions, voir tableau de sertissage disponible sur notre site web. / Per altre dimensioni, vedere tabella di pressatura nel ns. sito web

Casquillos R6, R7, R8 y malla metálica

Ferrules SAE 100 R6, R7, R8 and steel braid

Jupes à sertir R6, R7, R8 et tresse métallique

Boccole a pressare per SAE R6, R7, R8 e Treccia Metallica



DN	Referencia Part n°
1/8"	DI2300200
3/16"	DI2300300
1/4"	DI2300400
5/16"	DI2300500
3/8"	DI2300600
1/2"	DI2300800
5/8"	DI2301000
3/4"	DI2301200
1"	DI2301600

Casquillos 1SC/1SN/2SC/R6/2TE

Ferrules 1SC/1SN/2SC/R6/2TE

Jupes à sertir 1SC/1SN/2SC/R6/2TE

Boccole a pressare per 1SC/1SN/2SC/R6/2TE




DN	Referencia Part n°	€
1/4"	SC21120400	
5/16"	SC21120500	
3/8"	SC21120600	
1/2"	SC21120800	
5/8"	SC21121000	
3/4"	SC21121200	
1"	SC21121600	

Casquillos R2A/R9R/2ST/4SP

Ferrules R2A/R9R/2ST/4SP

Jupes à sertir R2A/R9R/2ST/4SP

Boccole a pressare per R2A/R9R/2ST/4SP



DN	Referencia Part n°
1/4"	DI122400400
5/16"	DI122400500
3/8"	DI122400600
1/2"	DI122400800
5/8"	DI122401000
3/4"	DI122401200
1"	DI122401600
1"1/4	DI122402000
1"1/2	DI122402400
2"	DI122403200

Casquillos R12/3SP/4SP/4SH no pelar

Ferrules R12/3SP/4SP/4SH non skive

Jupes à sertir R12/3SP/4SP/4SH sans dénudage

Boccole a pressare per R12/ 3SP/4SP/4SH senza spellatura



DN	Referencia Part n°
3/8"	DI222400600
1/2"	DI222400800
5/8"	DI222401000
3/4"	DI222401200
1"	DI222401600
1"1/4	DI222402000
1"1/2	DI222402400
2"	DI222403200

■ **CASQUILLO:** Reduce costes y tiempo de montaje

■ **FERRULES:** Simplify assembly and save money



Consulta en nuestra ficha técnica datos | Check our technical sheet for data

NO PELAR | NO SKIVING
3SP | 4SP | R12 | 4SH

ESPIGA STANDARD | STANDARD SERIES



DI2224...

CONEXIONES SERIE STANDARD

Standard series fittings
Embouts série Standard
Raccordi serie Standard

Casquillos PTFE Liso alta presión SAE 100 R14

Ferrules for Smooth PTFE SAE 100 R14

Jupes à sertir pour PTFE Lisse haute pression SAE 100 R14

Boccole a pressare per tubo al PTFE Liscio alta pressione SAE 100 R14



DN	Referencia Part n°
1/8"	210400100
3/16"	210400300
1/4"	210400400
5/16"	210400500
3/8"	210400600
1/2"	210400800
5/8"	210401000
3/4"	210401200
1"	210401600

Casquillos PTFE liso doble malla alta presión

Ferrules for Smooth PTFE high pressure hose with two braids

Jupes à sertir pour PTFE Lisse double tresse haute pression

Boccole a pressare per tubo al PTFE Liscio doppia treccia alta pressione



DN	Referencia Part n°
1/4"	210450400
3/8"	210450600


Para otros tamaños, consultar tabla de prensado en nuestra web. / For other sizes, please check out the crimping table on our website. / Pour les autres dimensions, voir tableau de sertissage disponible sur notre site web. / Per altre dimensioni, vedere tabella di pressatura nel ns. sito web

Casquillos PTFE Corrugado alta presión

Ferrules for Convuluted PTFE

Jupes à sertir PTFE Convoluté haute pression

Boccole a pressare per tubo al PTFE Corrugato alta pressione



DN	Referencia Part n°
1/4"	210410400
3/8"	210410600
1/2"	210410800
5/8"	210411000
3/4"	210411201
1"	210411600
1"1/4	210412001
1" 1/2	210412400
2"	210413200

Casquillos PTFE Liso alta presión SAE 100 R14 perfil liso

NEW

Ferrules for Smooth PTFE SAE 100 R14 smooth surface

Jupes à sertir pour PTFE Lisse haute pression SAE 100 R14 surface lisse

Boccole a pressare per tubo al PTFE Liscio alta pressione SAE 100 R14 profilo liscio



DN	Referencia Part n°
1/4"	280400400
5/16"	280400500
3/8"	280400600
1/2"	280400800
5/8"	280401000


Casquillos PTFE Corrugado alta presión perfil liso

NEW

Ferrules for Convuluted PTFE smooth surface

Jupes à sertir PTFE Convoluté haute pression surface lisse

Boccole a pressare per tubo al PTFE Corrugato alta pressione profilo liscio



DN	Referencia Part n°
1/4"	280410400
3/8"	280410600
1/2"	280410800
5/8"	280411000
3/4"	280411200



FACIL MONTAJE
EASY ASSEMBLY

VALIDO PARA CONEXIONES DE 1 Y 2 PIEZAS
SUITABLE FOR 1 & 2 PIECE FITTINGS

NEW

CASQUILLOS PERFIL LISO
FERRULES WITH SMOOTH PROFILE



CONEXIONES SERIE STANDARD

Standard series fittings
Emboutis série Standard
Raccordi serie Standard

Hembras giratorias rectas BSP cono 60º

BSP Swivel female 60º cone

Femelle tournante gaz cyl BSP 60º

Femmina diritta BSP sede 60º



DN	ROSCA THREAD	Referencia Part nº
1/8"	1/8" BSP	241000202
3/16"	1/8" BSP	241000203
1/4"	1/8" BSP	241000204
3/16"	1/4" BSP	241000403
1/4"	1/4" BSP	241000404
5/16"	1/4" BSP	241000405
3/8"	1/4" BSP	241000406
1/4"	3/8" BSP	241000604
5/16"	3/8" BSP	241000605
3/8"	3/8" BSP	241000606
1/2"	3/8" BSP	241000608
1/4"	1/2" BSP	241000804
3/8"	1/2" BSP	241000806
1/2"	1/2" BSP	241000808
5/8"	1/2" BSP	241000810
1/2"	5/8" BSP	241001008
5/8"	5/8" BSP	241001010
1/2"	3/4" BSP	241001208
5/8"	3/4" BSP	241001210
3/4"	3/4" BSP	241001212
3/4"	1" BSP	241001612
1"	1" BSP	241001616
2"	2"1/2 BSP	241004032
2"1/2	2"1/2 BSP	241004040
3"	3" BSP	241004848

Para medidas de 1" 1/4, 1" 1/2 y 2" ver con junta / For sizes of 1" 1/4, 1" 1/2 y 2" see with o-ring / Pour ceux plus grand dimensions de 1" 1/4, 1" 1/2 y 2" voir avec o-ring / Per quelli di 1" 1/4, 1" 1/2 y 2" vedere con o-ring

Hembras giratorias 45º BSP cono 60º

BSP Swivel female 60º cone (45º Elbow)

CoUDE 45º femelle tournante gaz cyl BSP 60º

Femmina a 45º BSP sede 60º



DN	ROSCA THREAD	Referencia Part nº
3/16"	1/8" BSP	241080203
1/4"	1/8" BSP	241080204
3/16"	1/4" BSP	241080403
1/4"	1/4" BSP	241080404
1/4"	3/8" BSP	241080604
5/16"	3/8" BSP	241080605
3/8"	3/8" BSP	241080606
3/8"	1/2" BSP	241080806
1/2"	1/2" BSP	241080808
1/2"	5/8" BSP	241081008
5/8"	5/8" BSP	241081010
5/8"	3/4" BSP	241081210
3/4"	3/4" BSP	241081212
3/4"	1" BSP	241081612
1"	1" BSP	241081616

Para aquellas mayores de 1" ver con junta / For those bigger than 1" see with o-ring / Pour ceux plus grand que 1" voir avec o-ring / Per quelli più grandi di 1" vedere con o-ring

Hembras giratorias 90º BSP cono 60º

BSP Swivel female 60º cone (90º Elbow)

CoUDE 90º femelle tournante gaz cyl BSP 60º

Femmina a 90º BSP sede 60º



DN	ROSCA THREAD	Referencia Part nº
3/16"	1/8" BSP	241070203
1/4"	1/8" BSP	241070204
3/16"	1/4" BSP	241070403
1/4"	1/4" BSP	241070404
1/4"	3/8" BSP	241070604
5/16"	3/8" BSP	241070605
3/8"	3/8" BSP	241070606
1/4"	1/2" BSP	241070804
3/8"	1/2" BSP	241070806
1/2"	1/2" BSP	241070808
1/2"	5/8" BSP	241071008
5/8"	5/8" BSP	241071010
1/2"	3/4" BSP	241071208
5/8"	3/4" BSP	241071210
3/4"	3/4" BSP	241071212
3/4"	1" BSP	241071612
1"	1" BSP	241071616

Para aquellas mayores de 1" ver con junta / For those bigger than 1" see with o-ring / Pour ceux plus grand que 1" voir avec o-ring / Per quelli più grandi di 1" vedere con o-ring

Hembras giratorias rectas BSP cono 60º con junta tórica

BSP Swivel female 60º with o-ring

Femelle tournante droit gaz cyl BSP 60º + o-ring

Femmina diritta BSP sede 60º con o-ring



DN	ROSCA THREAD	Referencia Part nº
1/4"	1/4" BSP	241100404
3/8"	3/8" BSP	241100606
1/2"	1/2" BSP	241100808
5/8"	5/8" BSP	241101010
5/8"	3/4" BSP	241101210
3/4"	3/4" BSP	241101212
1"	1" BSP	241101616
1"	1"1/4 BSP	241102016
1"1/4	1"1/4 BSP	241102020
1"1/4	1"1/2 BSP	241102420
1"1/2	1"1/2 BSP	241102424
1"1/2	2" BSP	241103224
2"	2" BSP	241103232

CONEXIONES SERIE STANDARD

Standard series fittings
Embouts série Standard
Raccordi serie Standard

Hembras giratorias 45° BSP cono 60° con junta tórica

BSP Swivel female 60° cone with o'ring (45° Elbow)

Coude 45° femelle tournante gaz cyl BSP 60° + o'ring

Femmina a 45° BSP sede 60° con o'ring



DN	ROSCA THREAD	Referencia Part n°
3/8"	3/8" BSP	241180606
1/2"	1/2" BSP	241180808
5/8"	5/8" BSP	241181010
3/4"	3/4" BSP	241181212
1"	1" BSP	241181616
1"1/4	1"1/4 BSP	241182020
1"1/2	1"1/2 BSP	241182424
2"	2" BSP	241183232

*Hasta fin de existencias./ *Until end of stock. / *Jusqu'à la fin du stock./ *Fino ad esaurimento scorta.

Hembras giratorias BSP 60° doble hexagono

BSP Swivel female 60° cone double hex.

Femelle tournante BSP cône 60° double hexagonal

Femmina diritta BSP sede 60° doppio esagono



DN	ROSCA THREAD	Referencia Part n°
1/4"	1/4" BSP	244000404
5/16"	3/8" BSP	244000605
3/8"	3/8" BSP	244000606
1/2"	1/2" BSP	244000808
3/4"	3/4" BSP	244001212
1"	1" BSP	244001616
1"1/4	1"1/4 BSP	244002020
1"1/2	1"1/2 BSP	244002424
2"	2" BSP	244003232

Hembras giratorias 90° BSP cono 60° con junta tórica

BSP Swivel female 60° cone with o'ring (90° Elbow)

Coude 90° femelle tournante gaz cyl BSP 60° + o'ring

Femmina a 90° BSP sede 60° con o'ring



DN	ROSCA THREAD	Referencia Part n°
1/4"	1/4" BSP	241170404*
3/8"	3/8" BSP	241170606
1/2"	1/2" BSP	241170808
5/8"	5/8" BSP	241171010
3/4"	3/4" BSP	241171212
1"	1" BSP	241171616
1"	1"1/4 BSP	241172016
1"1/4	1"1/4 BSP	241172020
1"1/4	1"1/2 BSP	241172420
1"1/2	1"1/2 BSP	241172424
2"	2" BSP	241173232

Disponibles en diámetros 2" 1/2 - 3"
Larger diameters available 2" 1/2 - 3"

P-19



EN 853 2SN / SAE 100 R2AT
MS3511...

P-42



R1AT/R2AT/1SN/2SN/2SC/R16/3TE BSP (60°)
D12212...

P-44



BSP (60°)
24100...

P-286



BSP (60°)
A1020... | A1010...

P-59



3000PSI
24182...

Consulta en nuestra ficha técnica. | Check our technical sheet for data options.

CONEXIONES SERIE STANDARD


Standard series fittings
Embouts série Standard
Raccordi serie Standard

Hembras giratorias rectas BSP asiento plano

BSP Swivel female flat seat

Femelle tournante fond plat BSP

Femmina diritta BSP sede piana



DN	ROSCA THREAD	Referencia Part n°
1/4"	1/4" BSP	242000404
5/16"	3/8" BSP	242000605
3/8"	3/8" BSP	242000606
3/8"	1/2" BSP	242000806
1/2"	1/2" BSP	242000808
1/2"	3/4" BSP	242001208
3/4"	3/4" BSP	242001212
1"	1" BSP	242001616
1" 1/4	1" 1/4 BSP	242002020
1" 1/2	1" 1/2 BSP	242002424

Macho rosca cilíndrica BSP asiento plano

BSP Male flat seat

Mâle fixe gaz cyl fond plat

Maschio BSP cilindrico sede piana



DN	ROSCA THREAD	Referencia Part n°
1/4"	1/4" BSP	242120404
3/8"	3/8" BSP	242120606
3/8"	1/2" BSP	242120806
1/2"	1/2" BSP	242120808
3/4"	3/4" BSP	242121212
1"	1" BSP	242121616

Hembras giratorias 90° BSP asiento plano

BSP Swivel female flat seat (90° Elbow)

Embout à sertir coude 90° femelle tournante fond plat BSP

Femmina a 90° BSP sede 60° sede piana



DN	ROSCA THREAD	Referencia Part n°
1/4"	1/4" BSP	242070404
3/8"	3/8" BSP	242070606
1/2"	1/2" BSP	242070808
3/4"	3/4" BSP	242071212
1"	1" BSP	242071616

Hembras giratorias 90° BSP cono 60° (forja)

BSP Swivel female 60° cone forge (90° Elbow)

Coude 90° femelle tournante forge gaz cyl BSP 60°

Femmina a 90° BSP sede 60° (forgiata)



DN	ROSCA THREAD	Referencia Part n°
1/4"	1/4" BSP	241270404
5/16"	3/8" BSP	241270605
3/8"	3/8" BSP	241270606
3/8"	1/2" BSP	241270806
1/2"	1/2" BSP	241270808
5/8"	3/4" BSP	241271210
3/4"	3/4" BSP	241271212

Macho rosca cilíndrica BSP cono 60°

BSP Male parallel 60° cone

Mâle fixe gaz cyl BSP 60°

Maschio BSP cilindrico sede 60°



DN	ROSCA THREAD	Referencia Part n°
3/16"	1/8" BSP	241120203
1/4"	1/8" BSP	241120204
1/8"	1/4" BSP	241120402
3/16"	1/4" BSP	241120403
1/4"	1/4" BSP	241120404
3/8"	1/4" BSP	241120406
1/4"	3/8" BSP	241120604
5/16"	3/8" BSP	241120605
3/8"	3/8" BSP	241120606
1/2"	3/8" BSP	241120608
1/4"	1/2" BSP	241120804
3/8"	1/2" BSP	241120806
1/2"	1/2" BSP	241120808
1/2"	5/8" BSP	241121008
5/8"	5/8" BSP	241121010
1/2"	3/4" BSP	241121208
5/8"	3/4" BSP	241121210
3/4"	3/4" BSP	241121212
3/4"	1" BSP	241121612
1"	1" BSP	241121616
1"	1" 1/4 BSP	241122016
1" 1/4	1" 1/4 BSP	241122020
1" 1/2	1" 1/2 BSP	241122424
2"	2" BSP	241123232

Macho rosca cónica BSPT

BSPT Male tapered

Mâle fixe gaz conique BSPT

Maschio BSPT conico



DN	ROSCA THREAD	Referencia Part n°
3/16"	1/8" BSPT	241140203
1/4"	1/8" BSPT	241140204
1/4"	1/4" BSPT	241140404
1/4"	3/8" BSPT	241140604
5/16"	3/8" BSPT	241140605
3/8"	3/8" BSPT	241140606
3/8"	1/2" BSP	241140806
1/2"	1/2" BSPT	241140808
5/8"	3/4" BSPT	241141210
3/4"	3/4" BSPT	241141212
3/4"	1" BSPT	241141612
1"	1" BSPT	241141616
1"	1" 1/4 BSPT	241142016
1" 1/4	1" 1/4 BSPT	241142020
1" 1/2	1" 1/2 BSPT	241142424
2"	2" BSPT	241143232

CONEXIONES SERIE STANDARD

Standard series fittings

Embouts série Standard

Raccordi serie Standard

Orientable BSP

Banjo BSP

Embout Banjo droit gaz

Raccordo ad occhio BSP




DN	∅	Referencia Part n°
3/16"	1/4" BSP	241110403
1/4"	1/4" BSP	241110404
5/16"	1/4" BSP	241110405
3/8"	1/4" BSP	241110406
1/4"	3/8" BSP	241110604
5/16"	3/8" BSP	241110605
3/8"	3/8" BSP	241110606
1/2"	3/8" BSP	241110608
3/8"	1/2" BSP	241110806
1/2"	1/2" BSP	241110808
5/8"	5/8" BSP	241111010
1/2"	3/4" BSP	241111208
5/8"	3/4" BSP	241111210
3/4"	3/4" BSP	241111212
1"	1" BSP	241111616

Tornillo orientable simple BSP

BSP bolt for Banjo

Vis creuse simple pour banjo filetage gaz BSP

Bullone forato BSP



ROSCA THREAD	Referencia Part n°
1/8" BSP	A109002
1/4" BSP	A109004
3/8" BSP	A109006
1/2" BSP	A109008
5/8" BSP	A109010
3/4" BSP	A109012
1" BSP	A109016
1"1/4" BSP	A109020

*Ver precios en p302 (ADAPTADORES BSP) / *See prices in p.302 (BSP ADAPTORS) / *Prix à la p.302 (ADAPTEURS BSP) / *Vedere prezzi p.302 (ADATTATORI BSP)

CONEXIONES SERIE STANDARD

Standard series fittings
Embouts série Standard
Raccordi serie Standard

Hembras giratorias rectas JIC 37°

JIC Swivel female 37° cone

Femelle tournante droite JIC cône 37°

Femmina diritta JIC 37°



DN	ROSCA THREAD	Referencia Part n°
3/16"	7/16" 20h UNF	241420703
1/4"	7/16" 20h UNF	241420704
1/4"	1/2" 20h UNF	241420804
5/16"	1/2" 20h UNF	241420805
1/4"	9/16" 18h UNF	241420904
5/16"	9/16" 18h UNF	241420905
3/8"	9/16" 18h UNF	241420906
3/8"	5/8" 18h UNF	241421006
5/16"	3/4" 16h UNF	241421205
3/8"	3/4" 16h UNF	241421206
1/2"	3/4" 16h UNF	241421208
3/8"	7/8" 14h UNF	241421406
1/2"	7/8" 14h UNF	241421408
5/8"	7/8" 14h UNF	241421410
1/2"	1"1/16 12h UNF	241421708
5/8"	1"1/16 12h UNF	241421710
3/4"	1"1/16 12h UNF	241421712
1"	1"1/16 12h UNF	241421716
3/4"	1"5/16 12h UNF	241422112
1"	1"5/16 12h UNF	241422116
1"	1"5/8 12h UNF	241422616
1"1/4	1"5/8 12h UNF	241422620
1"1/4	1"7/8 12h UNF	241423020
1"1/2	1"7/8 12h UNF	241423024
2"	2"1/2 12h UNF	241424032

Hembras giratorias rectas JIC 37° doble hexagono

JIC swivel female 37° cone double hex.

Femelle JIC 37° double hexagonal

Femmina diritta JIC 37° doppio esagono



DN	ROSCA THREAD	Referencia Part n°
1/4"	7/16" 20h UNF	242420704
1/4"	1/2" 20h UNF	242420804
5/16"	9/16" 18h UNF	242420905
3/8"	9/16" 18h UNF	242420906
3/8"	3/4" 16h UNF	242421206
1/2"	3/4" 16h UNF	242421208
1/2"	7/8" 14h UNF	242421408
3/4"	1"1/16 12h UN	242421712
1"	1"5/16 12h UN	242422116
1"1/4	1"5/8 12h UN	242422620
1"1/2	1"7/8 12h UN	242423024
2"	2"1/2 12h UN	242424032

Hembras giratorias 90° JIC 37°

JIC Swivel female 37° cone (90° Elbow)

Coude 90° femelle tournante cône JIC 37°

Femmina a 90° JIC 37°



DN	ROSCA THREAD	Referencia Part n°
3/16"	7/16" 20h UNF	241380703
1/4"	7/16" 20h UNF	241380704
1/4"	1/2" 20h UNF	241380804
1/4"	9/16" 18h UNF	241380904
5/16"	9/16" 18h UNF	241380905
3/8"	9/16" 18h UNF	241380906
3/8"	5/8" 18h UNF	241381006
3/8"	3/4" 16h UNF	241381206
1/2"	3/4" 16h UNF	241381208
3/8"	7/8" 14h UNF	241381406
1/2"	7/8" 14h UNF	241381408
5/8"	7/8" 14h UNF	241381410
1/2"	1"1/16 12h UNF	241381708
5/8"	1"1/16 12h UNF	241381710
3/4"	1"1/16 12h UNF	241381712
3/4"	1"5/16 12h UNF	241382112
1"	1"5/16 12h UNF	241382116
1"	1"5/8 12h UNF	241382616
1"1/4	1"5/8 12h UNF	241382620
1"1/4	1"7/8 12h UNF	241383020
1"1/2	1"7/8 12h UNF	241383024
2"	2"1/2 12h UNF	241384032

Hembras giratorias 45° JIC 37°

JIC swivel female 37° cone (45° Elbow)

Coude 45° femelle tournante cône JIC 37°

Femmina a 45° JIC 37°



DN	ROSCA THREAD	Referencia Part n°
1/4"	7/16" 20h UNF	241390704
1/4"	1/2" 20h UNF	241390804
1/4"	9/16" 18h UNF	241390904
5/16"	9/16" 18h UNF	241390905
3/8"	9/16" 18h UNF	241390906
3/8"	3/4" 16h UNF	241391206
1/2"	3/4" 16h UNF	241391208
1/2"	7/8" 14h UNF	241391408
5/8"	7/8" 14h UNF	241391410
1/2"	1"1/16 12h UNF	241391708
5/8"	1"1/16 12h UNF	241391710
3/4"	1"1/16 12h UNF	241391712
3/4"	1"5/16 12h UNF	241392112
1"	1"5/16 12h UNF	241392116
1"	1"5/8 12h UNF	241392616
1"1/4	1"5/8 12h UNF	241392620
1"1/4	1"7/8 12h UNF	241393020
1"1/2	1"7/8 12h UNF	241393024
2"	2"1/2 12h UNF	241394032

CONEXIONES SERIE STANDARD

Standard series fittings

Embouts série Standard

Raccordi serie Standard

Macho JIC 37°

Male JIC 37° cone

Mâle fixe JIC cône 37°

Maschio JIC 37°



DN	ROSCA THREAD	Referencia Part n°
1/4"	7/16" 20h UNF	241400704
1/4"	1/2" 20h UNF	241400804
5/16"	1/2" 20h UNF	241400805
1/4"	9/16" 18h UNF	241400904
5/16"	9/16" 18h UNF	241400905
3/8"	9/16" 18h UNF	241400906
3/8"	3/4" 16h UNF	241401206
1/2"	3/4" 16h UNF	241401208
3/8"	7/8" 14h UNF	241401406
1/2"	7/8" 14h UNF	241401408
5/8"	7/8" 14h UNF	241401410
1/2"	1"1/16 12h UNF	241401708
5/8"	1"1/16 12h UNF	241401710
3/4"	1"1/16 12h UNF	241401712
3/4"	1"5/16 12h UNF	241402112
1"	1"5/16 12h UNF	241402116
1"	1"5/8 12h UNF	241402616
1"1/4	1"5/8 12h UNF	241402620
1"1/4	1"7/8 12h UNF	241403020
1"1/2	1"7/8 12h UNF	241403024
2"	2"1/2 12h UNF	241404032

Espigas de prensar dobles

Double hose tail for crimping

Embout double jonction

Giunzione tubo-tubo



DN		Referencia Part n°
1/4"		243000404
5/16"		243000505
5/16" -- 3/8"	NEW	243000506
3/8"		243000606
1/2"		243000808
3/4"		243001212
1"		243001616

Machos Stecko

Stecko male connections

Mâle fixe Stecko

Maschio Stecko



DN	STECKO	Referencia Part n°
1/4"	1/4"	241900404
3/8"	3/8"	241900606
1/2"	1/2"	241900808
3/4"	3/4"	241901212

CONEXIONES SERIE STANDARD


Standard series fittings
Emboutis série Standard
Raccordi serie Standard

Hembras giratorias Métricas cono 24° con junta tórica

Metric swivel female 24° cone with o'ring

Femelle tournante droite Métrique cône 24° + o'ring

Femmina Metrica sede 24° con o'ring



DN	TUBO PIPE	ROSCA THREAD	SERIE SERIES	Referencia Part n°
3/16"	6	12X1,5	L	24804120603
1/4"	6	12X1,5	L	24804120604
1/4"	8	14X1,5	L	24804140804
5/16"	8	14x1.5	L	24804140805
3/8"	8	14x1.5	L	24804140806
1/4"	10	16X1,5	L	24804161004
5/16"	10	16X1,5	L	24804161005
3/8"	10	16X1,5	L	24804161006
1/4"	12	18X1,5	L	24804181204
5/16"	12	18X1,5	L	24804181205
3/8"	12	18X1,5	L	24804181206
1/2"	12	18x1.5	L	24804181208
1/4"	15	22x1.5	L	24804221504
5/16"	15	22x1.5	L	24804221505
3/8"	15	22X1,5	L	24804221506
1/2"	15	22X1,5	L	24804221508
3/8"	18	26x1.5	L	24804261806
1/2"	18	26X1,5	L	24804261808
5/8"	18	26X1,5	L	24804261810
3/4"	18	26x1.5	L	24804261812
1/2"	22	30x2	L	24804302208
5/8"	22	30x2	L	24804302210
3/4"	22	30X2	L	24804302212
3/4"	28	36x2	L	24804362812
1"	28	36X2	L	24804362816
1"	35	45x2	L	24804453516
1"1/4	35	45X2	L	24804453520
1"1/4	42	52X2	L	24804524220
1"1/2	42	52X2	L	24804524224
2"	42	52x2	L	24804524232
1/4"	6	14x1.5	S	24804140604
3/16"	8	16X1,5	S	24804160803
1/4"	8	16X1,5	S	24804160804
5/16"	8	16x1.5	S	24804160805
3/8"	8	16x1.5	S	24804160806
1/4"	10	18X1,5	S	24804181004
5/16"	10	18x1.5	S	24804181005
3/8"	10	18x1,5	S	24804181006
1/4"	12	20x1,5	S	24804201204
5/16"	12	20X1,5	S	24804201205
3/8"	12	20X1,5	S	24804201206
1/2"	12	20X1,5	S	24804201208
5/16"	14	22x1.5	S	24804221405
3/8"	14	22X1,5	S	24804221406
1/2"	14	22x1,5	S	24804221408
1/4"	16	24x1.5	S	24804241604
5/16"	16	24x1.5	S	24804241605
3/8"	16	24x1.5	S	24804241606
1/2"	16	24X1,5	S	24804241608
5/8"	16	24x1.5	S	24804241610
3/8"	20	30x2	S	24804302006
1/2"	20	30x2	S	24804302008
5/8"	20	30X2	S	24804302010
3/4"	20	30X2	S	24804302012
1/2"	25	36x2	S	24804362508
5/8"	25	36x2	S	24804362510
3/4"	25	36X2	S	24804362512
1"	25	36X2	S	24804362516
5/8"	30	42x2	S	24804423010
3/4"	30	42x2	S	24804423012
1"	30	42X2	S	24804423016
1"1/4	38	52x2	S	24804523820

Hembras giratorias 90° Métricas cono 24° con junta tórica

Metric swivel female 24° cone with o'ring
(90° Elbow)

Coude 90° femelle tournante Métrique cône 24° + o'ring

Femmina Metrica a 90° sede 24° con o'ring



DN	TUBO PIPE	SERIE SERIES	ROSCA THREAD	Referencia Part n°
3/16"	6	L	12x1,5	24305120603
1/4"	6	L	12x1,5	24305120604
1/4"	8	L	14x1,5	24305140804
5/16"	8	L	14x1,5	24305140805
1/4"	10	L	16x1,5	24305161004
5/16"	10	L	16x1,5	24305161005
3/8"	10	L	16x1,5	24305161006
1/4"	12	L	18x1,5	24305181204
5/16"	12	L	18x1,5	24305181205
3/8"	12	L	18x1,5	24305181206
1/2"	12	L	18x1,5	24305181208
3/8"	15	L	22x1,5	24305221506
1/2"	15	L	22x1,5	24305221508
1/2"	18	L	26x1,5	24305261808
5/8"	18	L	26x1,5	24305261810
5/8"	22	L	30x2	24305302210
3/4"	22	L	30x2	24305302212
3/4"	28	L	36x2	24305362812
1"	28	L	36x2	24305362816
1"1/4	35	L	45x2	24305453520
1"1/2	42	L	52x2	24305524224
3/16"	6	S	14x1,5	24305140603
1/4"	8	S	16x1,5	24305160804
5/16"	8	S	16x1,5	24305160805
1/4"	10	S	18x1,5	24305181004
5/16"	10	S	18x1,5	24305181005
3/8"	10	S	18x1,5	24305181006
1/4"	12	S	20x1,5	24305201204
5/16"	12	S	20x1,5	24305201205
3/8"	12	S	20x1,5	24305201206
1/2"	12	S	20x1,5	24305201208
3/8"	14	S	22x1,5	24305221406
3/8"	16	S	24x1,5	24305241606
1/2"	16	S	24x1,5	24305241608
5/8"	20	S	30x2	24305302010
3/4"	20	S	30x2	24305302012
3/4"	25	S	36x2	24305362512
1"	25	S	36x2	24305362516
5/8"	30	S	42x2	24305423010
3/4"	30	S	42x2	24305423012
1"	30	S	42x2	24305423016
1"1/4	38	S	52x2	24305523820

CONEXIONES SERIE STANDARD

Standard series fittings
Embouts série Standard
Raccordi serie Standard

Hembras giratorias 45° Métricas cono 24° con junta tórica

Metric swivel female 24° cone with o'ring (45° Elbow)

Coude 45° femelle tournante Métrique cône 24°+ o'ring

Femmina Metrica a 45° sede 24° con o'ring



Machos fijos Métricos cono 24°

Male stud Metric thread 24° cone

Mâle fixe Métrique cône 24°

Maschio Metrico sede 24°



DN	TUBO PIPE	SERIE SERIES	ROSCA THREAD	Referencia Part n°
3/16"	6	L	12x1,5	24306120603
1/4"	6	L	12x1,5	24306120604
1/4"	8	L	14x1,5	24306140804
5/16"	8	L	14x1,5	24306140805
1/4"	10	L	16x1,5	24306161004
5/16"	10	L	16x1,5	24306161005
3/8"	10	L	16x1,5	24306161006
1/4"	12	L	18x1,5	24306181204
5/16"	12	L	18x1,5	24306181205
3/8"	12	L	18x1,5	24306181206
1/2"	12	L	18x1,5	24306181208
3/8"	15	L	22x1,5	24306221506
1/2"	15	L	22x1,5	24306221508
1/2"	18	L	26x1,5	24306261808
5/8"	18	L	26x1,5	24306261810
5/8"	22	L	30x2	24306302210
3/4"	22	L	30x2	24306302212
3/4"	28	L	36x2	24306362812
1"	28	L	36x2	24306362816
1"1/4	35	L	45x2	24306453520
1"1/2	42	L	52x2	24306524224
3/16"	6	S	14x1,5	24306140603
1/4"	6	S	14x1,5	24306140604
1/4"	8	S	16x1,5	24306160804
5/16"	8	S	16x1,5	24306160805
1/4"	10	S	18x1,5	24306181004
5/16"	10	S	18x1,5	24306181005
3/8"	10	S	18x1,5	24306181006
1/4"	12	S	20x1,5	24306201204
5/16"	12	S	20x1,5	24306201205
3/8"	12	S	20x1,5	24306201206
1/2"	12	S	20x1,5	24306201208
3/8"	14	S	22x1,5	24306221406
3/8"	16	S	24x1,5	24306241606
1/2"	16	S	24x1,5	24306241608
5/8"	20	S	30x2	24306302010
3/4"	20	S	30x2	24306302012
3/4"	25	S	36x2	24306362512
1"	25	S	36x2	24306362516
3/4"	30	S	42x2	24306423012
1"	30	S	42x2	24306423016
1"1/4	38	S	52x2	24306523820

DN	TUBO PIPE	SERIE SERIES	ROSCA THREAD	Referencia Part n°
3/16"	6	L	12x1,5	24203120603
1/4"	6	L	12x1,5	24203120604
1/4"	8	L	14x1,5	24203140804
1/4"	10	L	16x1,5	24203161004
5/16"	10	L	16x1,5	24203161005
3/8"	10	L	16x1,5	24203161006
1/4"	12	L	18x1,5	24203181204
5/16"	12	L	18x1,5	24203181205
3/8"	12	L	18x1,5	24203181206
3/8"	15	L	22x1,5	24203221506
1/2"	15	L	22x1,5	24203221508
1/2"	18	L	26x1,5	24203261808
5/8"	18	L	26x1,5	24203261810
3/4"	22	L	30x2	24203302212
1"	28	L	36x2	24203362816
1"1/4	35	L	45x2	24203453520
1"1/2	42	L	52x2	24203524224
1/4"	8	S	16x1,5	24203160804
1/4"	10	S	18x1,5	24203181004
5/16"	10	S	18x1,5	24203181005
3/8"	10	S	18x1,5	24203181006
5/16"	12	S	20x1,5	24203201205
3/8"	12	S	20x1,5	24203201206
3/8"	14	S	22x1,5	24203221406
1/2"	16	S	24x1,5	24203241608
5/8"	20	S	30x2	24203302010
3/4"	20	S	30x2	24203302012
3/4"	25	S	36x2	24203362512
1"	25	S	36x2	24203362516
1"	30	S	42x2	24203423016
1"1/4	38	S	52x2	24203523820

CONEXIONES SERIE STANDARD

Standard series fittings
Embouts série Standard
Raccordi serie Standard

Orientable Métrico Recto

Banjo metric

Banjo droit Métrique

Raccordo ad occhio Metrico



DN	Ø	Referencia Part n°
3/16"	M10x1	241161003
1/4"	M10x1	241161004
5/16"	M10x1	241161005
1/8"	M12x1	241161202*
3/16"	M12x1.5	241161203
1/4"	M12x1.5	241161204
1/4"	M14x1.5	241161404
5/16"	M14x1.5	241161405
3/8"	M14x1.5	241161406
5/16"	M16x1.5	241161605
3/8"	M16x1.5	241161606
3/8"	M18x1.5	241161806
1/2"	M18x1.5	241161808
1/2"	M22x1.5	241162208
5/8"	M22x1.5	241162210
3/4"	M30x2	241163012

Hasta fin de existencias / Until end of stock / Jusqu'à la fin du stock / Fino ad esaurimento


*Hasta fin de existencias. / *Until end of stock. / *Jusqu'à la fin du stock. / *Fino ad esaurimento scorta.

Tornillo orientable simple rosca Métrica

Metric bolt for Banjo

Vis creuse simple pour banjo filetage métrique

Bullone forato Metrico



ROSCA THREAD	Referencia Part n°
M8x1	S109208
M10x1	S109210
M12x1.5	S109212
M14x1.5	S109214
M16x1.5	S109216
M18x1.5	S109218
M22x1.5	S109222
M26x1.5	S109226
M30x1.5	S109230

*Ver precios en p.302 (ADAPTADORES BSP) / *See prices in p.302 (BSP ADAPTORS) / *Prix à la p.302 (ADAPTEURS BSP) / *Vedere prezzi p.302 (ADATTATORI BSP)

Espiga lisa recta Métrica

Metric standpipe

Embout lisse droit Métrique

Estremità tubolare diritta Metrica



DN	TUBO PIPE	Referencia Part n°
1/8"	6	241580602 L
3/16"	6	241580603 L
1/4"	6	241580604 L
3/16"	8	241580803 L
1/4"	8	241580804 L
5/16"	8	241580805 L
5/16"	10	241581005 L
3/8"	10	241581006 L
3/8"	12	241581206 L
1/2"	12	241581208 L
3/8"	15	241581506 L
1/2"	15	241581508 L
1/2"	18	241581808 L
5/8"	18	241581810 L
3/4"	22	241582212 L
1"	28	241582816 L
1"1/4	35	241583520 L
1"1/2	42	241584224 L
1/4"	10	241581004 S
1/4"	12	241581204 S
5/16"	12	241581205 S
3/8"	14	241581406 S
1/2"	14	241581408 S
1/2"	16	241581608 S
3/4"	20	241582012 S
1"	25	241582516 S
1"	30	241583016 S

CONEXIONES SERIE STANDARD


Standard series fittings
Embouts série Standard
Raccordi serie Standard

Hembras giratorias Métricas cono 24° /60°

Female metric swivel 24° /60° cone

Femelle tournante Métrique cône 24° -60°

Femmina Metrica Girevole Multiseal 24° /60°



DN	TUBO PIPE	ROSCA THREAD	Referencia Part n°
1/4"	8L	M14X1.5	244049511
1/4"	10L	M16X1.5	244049520
5/16"	10L	M16X1.5	244049523
3/8"	10L	M16X1.5	244049524
5/16"	12L	M18X1.5	244049525
3/8"	12L	M18X1.5	244049535
3/8"	15L	M22X1.5	244049552
1/2"	15L	M22X1.5	244049555
5/8"	18L	M26X1.5	244049571

Hembras giratorias 90° Métricas cono 24° /60°

Female metric swivel 24° /60° cone (90° Elbow)

Femelle tournante coude 90° Métrique cône 24° -60°

Femmina Metrica Girevole a 90° Multiseal 24° /60°



DN	TUBO PIPE	ROSCA THREAD	Referencia Part n°
1/4"	8L	M14X1.5	244059511
1/4"	10L	M16X1.5	244059520
5/16"	10L	M16X1.5	244059523
3/8"	10L	M16X1.5	244059524
5/16"	12L	M18X1.5	244059525
3/8"	12L	M18X1.5	244059535
3/8"	15L	M22X1.5	244059552
1/2"	15L	M22X1.5	244059555
5/8"	18L	M26X1.5	244059571

Hembras giratorias 45° Métricas cono 24° /60°

Female metric swivel 24° /60° cone (45° Elbow)


Femelle tournante coude 45° Métrique cône 24° -60°

Femmina Metrica Girevole a 45° Multiseal 24° /60°



DN	TUBO PIPE	ROSCA THREAD	Referencia Part n°
1/4"	8L	M14X1.5	244069511
5/16"	10L	M16X1.5	244069523
3/8"	10L	M16X1.5	244069524
5/16"	12L	M18X1.5	244069525
3/8"	12L	M18X1.5	244069535
1/2"	15L	M22X1.5	244069555
5/8"	18L	M26X1.5	244069571

ROSCA MÉTRICA - ESTANQUEIDAD CONO METAL-METAL



METRIC THREAD - METAL-METAL CONE SEAL

CONEXIONES SERIE STANDARD

Standard series fittings
Embouts série Standard
Raccordi serie Standard

Macho rosca cónica NPT

NPT male thread

Mâle fixe gaz conique NPT

Maschio NPT 60




DN	ROSCA THREAD	Referencia Part n°
3/16"	1/8" NPT	241610203
1/4"	1/8" NPT	241610204
3/16"	1/4" NPT	241610403
1/4"	1/4" NPT	241610404
5/16"	1/4" NPT	241610405
3/8"	1/4" NPT	241610406
1/4"	3/8" NPT	241610604
5/16"	3/8" NPT	241610605
3/8"	3/8" NPT	241610606
1/2"	3/8" NPT	241610608
3/8"	1/2" NPT	241610806
1/2"	1/2" NPT	241610808
5/8"	1/2" NPT	241610810
1/2"	3/4" NPT	241611208
5/8"	3/4" NPT	241611210
3/4"	3/4" NPT	241611212
1"	3/4" NPT	241611216
3/4"	1" NPT	241611612
1"	1" NPT	241611616
1"	1"1/4 NPT	241612016
1"1/4"	1"1/4 NPT	241612020
1"1/4"	1"1/2 NPT	241612420
1"1/2"	1"1/2 NPT	241612424
1"1/2"	2" NPT	241613224
2"	2" NPT	241613232

Hembras giratorias NPSM

NPSM swivel female

Femelle tournante NPSM

Femmina diritta NPSM



DN	ROSCA THREAD	Referencia Part n°
1/4"	1/4" NPSM	242610404
3/8"	3/8" NPSM	242610606
1/2"	1/2" NPSM	242610808
3/4"	3/4" NPSM	242611212
1"	1" NPSM	242611616

Hembras giratorias rectas Komatsu cono 60º

Komatsu swivel female 60° cone

Femelle tournante droite Komatsu Métrique (cône 60°)

Femmina Komatsu sede 60°



DN	ROSCA THREAD	Referencia Part n°
1/4"	M14X1.5	258049625
3/8"	M18X1.5	258049635
1/2"	M22X1.5	258049655
5/8"	M24X1.5	258049665
3/4"	M30X1.5	258049684
1"	M33X1.5	258049685
1" 1/4	M36X1.5	NEW 258049695
1" 1/2	M42X1.5	NEW 258049697

Hembras giratorias rectas TOYOTA

TOYOTA swivel female

Femelle tournante TOYOTA

Femmina diritta TOYOTA



DN	ROSCA THREAD	Referencia Part n°
1/4"	1/4" BSP	251000404
3/8"	3/8" BSP	251000606
1/2"	1/2" BSP	251000808
3/4"	3/4" BSP	251001212
1"	1" BSP	251001616

CONEXIONES SERIE STANDARD

Standard series fittings
Embouts série Standard
Raccordi serie Standard

Macho Métrico cono 24° serie francesa

Metric stud 24° cone French Series

Mâle fixe Série Française Métrique 24°

Maschio Metrico sede 24° serie francese



DN	TUBO PIPE	ROSCA THREAD	Referencia Part n°
1/4"	13.2	M20X1.5	245032013204
5/16"	13.2	M20X1.5	245032013205
3/8"	13.2	M20X1.5	245032013206
5/16"	16.7	M24X1.5	245032416705
3/8"	16.7	M24X1.5	245032416706
1/2"	16.7	M24X1.5	245032416708
5/8"	21.2	M30X1.5	245033021210
3/4"	21.2	M30X1.5	245033021212
3/4"	26.7	M36X1.5	245033626712
1"	33.5	M45X1.5	245034533516

Macho Métrico válvula agrícola

Metric stud for agricultural valve

Mâle fixe Métrique pour valve agricole

Maschio Metrico per valvola agricola




DN	ROSCA THREAD	Referencia Part n°
1/4"	M18X1.5	245051804
5/16"	M18X1.5	245051805
3/8"	M18X1.5	245051806

Hembra giratoria recta Métrica cono 24° serie francesa

Metric swivel female 24° cone French Series

Femelle tournante Série Française Métrique 24°

Femmina Metrica sede 24° serie francese



DN	TUBO PIPE	ROSCA THREAD	Referencia Part n°
1/4"	13.2	M20X1.5	245042013204
5/16"	13.2	M20X1.5	245042013205
3/8"	13.2	M20X1.5	245042013206
5/16"	16.7	M24X1.5	245042416705
3/8"	16.7	M24X1.5	245042416706
1/2"	16.7	M24X1.5	245042416708
5/8"	21.2	M30X1.5	245043021210
3/4"	26.7	M36X1.5	245043626712
1"	33.5	M45X1.5	245044533516

Hembra giratoria 90° Métrica cono 24° serie francesa

Metric swivel female 24° cone French Series (90° Elbow)

Femelle tournante coude 90° Série Française Métrique 24°

Femmina Metrica a 90° sede 24° serie francese



DN	TUBO PIPE	ROSCA THREAD	Referencia Part n°
5/16"	13.2	M20X1.5	245052013205
3/8"	13.2	M20X1.5	245052013206
1/2"	16.7	M24X1.5	245052416708
5/8"	21.2	M30X1.5	245053021210
3/4"	26.7	M36X1.5	245053626712

CONEXIONES SERIE STANDARD

Standard series fittings
Embouts série Standard
Raccordi serie Standard

Hembra giratoria recta ORFS asiento plano

ORFS Swivel female straight flat seat

Femelle tournante -ORFS fond plat

Femmina diritta sede piana ORFS



DN	ROSCA THREAD	Referencia Part n°
1/4"	9/16" 18h UNF	449000404
1/4"	11/16" 16h UNF	449000604
5/16"	11/16" 16h UNF	449000605
3/8"	11/16" 16h UNF	449000606
3/8"	13/16" 16h UNF	449000806
1/2"	13/16" 16h UNF	449000808
1/2"	1" 14h UNF	449001008
5/8"	1" 14h UNF	449001010
1/2"	1" 3/16 12h UNF	449001208
3/4"	1" 3/16 12h UNF	449001212
3/4"	1" 7/16 12h UNF	449001612
1"	1" 7/16 12h UNF	449001616
1"1/4	1"11/16 12h UNF	449002020
1"1/2	2" 12h UNF	449002424

Hembra giratoria 90º ORFS asiento plano

ORFS Swivel female flat seat (90° Elbow)

Femelle tournante coude 90° -ORFS fond plat

Femmina a 90° sede piana ORFS



DN	ROSCA THREAD	Referencia Part n°
1/4"	9/16" 18h UNF	449070404
1/4"	11/16" 16h UNF	449070604
5/16"	11/16" 16h UNF	449070605
3/8"	11/16" 16h UNF	449070606
3/8"	13/16" 16h UNF	449070806
1/2"	13/16" 16h UNF	449070808
1/2"	1" 14h UNF	449071008
5/8"	1" 14h UNF	449071010
1/2"	1" 3/16-12h UNF	449071208
3/4"	1" 3/16 12h UNF	449071212
3/4"	1" 7/16 12h UNF	449071612
1"	1" 7/16 12h UNF	449071616
1"1/4	1"11/16 12h UNF	449072020
1"1/2	2" 12h UNF	449072424

Machos ORFS asiento plano con junta tórica

ORFS Male flat seat + o'ring

Mâle fixe -ORFS fond plat + o'ring

Maschio ORFS sede piana con o'ring



DN	ROSCA THREAD	Referencia Part n°
1/4"	9/16" 18h UNF	449120404
1/4"	11/16" 16h UNF	449120604
5/16"	11/16" 16h UNF	449120605
3/8"	11/16" 16h UNF	449120606
3/8"	13/16" 16h UNF	449120806
1/2"	13/16" 16h UNF	449120808
1/2"	1" 14h UNF	449121008
5/8"	1" 14h UNF	449121010
1/2"	1" 3/16 12h UNF	449121208
3/4"	1" 3/16 12h UNF	449121212
3/4"	1" 7/16 12h UNF	449121612
1"	1" 7/16 12h UNF	449121616
1"1/4	1"11/16-12h UNF	449122020

Hembra giratoria 45º ORFS asiento plano

ORFS Swivel female (45° Elbow) flat seat

Femelle tournante coude 45° -ORFS fond plat

Femmina a 45° sede piana ORFS



DN	ROSCA THREAD	Referencia Part n°
1/4"	9/16" 18h UNF	449080404
1/4"	11/16" 16h UNF	449080604
5/16"	11/16" 16h UNF	449080605
3/8"	11/16" 16h UNF	449080606
3/8"	13/16" 16h UNF	449080806
1/2"	13/16" 16h UNF	449080808
1/2"	1" 14h UNF	449081008
5/8"	1" 14h UNF	449081010
1/2"	1" 3/16 12h UNF	449081208
3/4"	1" 3/16 12h UNF	449081212
3/4"	1" 7/16 12h UNF	449081612
1"	1" 7/16 12h UNF	449081616
1"1/4	1"11/16 12h UNF	449082020
1"1/2	2" 12h UNF	449082424

Juntas tóricas para ORFS

O'rings for ORFS

O'rings pour ORFS

O'rings per raccordi ORFS



Ø INT. Ø INNER	Espesor (mm) Thickness (mm)	Referencia Part n°
7,65	1,78	7.65X1.78
9,25	1,78	9.25X1.78
12,42	1,78	12.42X1.78
15,60	1,78	15.60X1.78
18,77	1,78	18.77X1.78
23,52	1,78	23.52X1.78
29,87	1,78	29.87X1.78
37,82	1,78	37.82X1.78

CONEXIONES SERIE STANDARD

Standard series fittings
Embouts série Standard
Raccordi serie Standard

Brida recta SAE 3000 PSI

3000 PSI SAE Straight Flange / Code 61

Bride SAE droite série 3000 PSI

Flangia diritta SAE 3000 PSI



DN	∅	Referencia Part nº
1/2"	30.2	241820808
1/2"	38.1	241821208
5/8"	38.1	241821210
3/4"	38.1	241821212
3/4"	44.5	241821612
1"	44.5	241821616
1"	50.8	241822016
1 1/4"	50.8	241822020
1 1/4"	60.3	241822420
1 1/2"	60.3	241822424
1 1/2"	71.4	241823224
2"	71.4	241823232
2 1/2"	84.1	NEW 241824040
3"	101.6	NEW 241824848

Brida a 90° SAE 3000 PSI

3000 PSI SAE Flange (90° Elbow) / Code 61

Bride SAE coude 90° série 3000 PSI

Flangia a 90° SAE 3000 PSI



DN	∅	Referencia Part nº
1/2"	30.2	241830808
1/2"	38.1	241831208
5/8"	38.1	241831210
3/4"	38.1	241831212
3/4"	44.5	241831612
1"	44.5	241831616
1"	50.8	241832016
1 1/4"	50.8	241832020
1 1/4"	60.3	241832420
1 1/2"	60.3	241832424
1 1/2"	71.4	241833224
2"	71.4	241833232

Brida a 45° SAE 3000 PSI

3000 PSI SAE Flange (45° Elbow) / Code 61

Bride SAE coude 45° série 3000 PSI

Flangia a 45° SAE 3000 PSI



DN	∅	Referencia Part nº
1/2"	30.2	241840808
1/2"	38.1	241841208
5/8"	38.1	241841210
3/4"	38.1	241841212
3/4"	44.5	241841612
1"	44.5	241841616
1"	50.8	241842016
1 1/4"	50.8	241842020
1 1/4"	60.3	241842420
1 1/2"	60.3	241842424
1 1/2"	71.4	241843224
2"	71.4	241843232

Brida recta SAE 6000 PSI

6000 PSI SAE Straight Flange / Code 62

Bride SAE droite série 6000 PSI

Flangia diritta SAE 6000 PSI



DN	∅	Referencia Part nº
1/2"	31.8	242820808
1/2"	41.3	242821208
5/8"	41.3	242821210
3/4"	41.3	242821212
3/4"	47.6	242821612
1"	47.6	242821616
1"	54	242822016
1 1/4"	54	242822020
1 1/4"	63.5	242822420
1 1/2"	63.5	242822424
1 1/2"	79.4	242823224
2"	79.4	242823232

Brida a 90° SAE 6000 PSI

6000 PSI SAE Flange (90° Elbow) / Code 62

Bride SAE coude 90° série 6000 PSI

Flangia a 90° SAE 6000 PSI



DN	∅	Referencia Part nº
1/2"	31.8	242830808
1/2"	41.3	242831208
5/8"	41.3	242831210
3/4"	41.3	242831212
3/4"	47.6	242831612
1"	47.6	242831616
1"	54	242832016
1 1/4"	54	242832020
1 1/4"	63.5	242832420
1 1/2"	63.5	242832424
1 1/2"	79.4	242833224

Brida a 45° SAE 6000 PSI

6000 PSI SAE Flange (45° Elbow) / Code 62

Bride SAE coude 45° série 6000 PSI

Flangia a 45° SAE 6000 PSI



DN	∅	Referencia Part nº
1/2"	31.8	242840808
1/2"	41.3	242841208
5/8"	41.3	242841210
3/4"	41.3	242841212
3/4"	47.6	242841612
1"	47.6	242841616
1"	54	242842016
1 1/4"	54	242842020
1 1/4"	63.5	242842420
1 1/2"	63.5	242842424
1 1/2"	79.4	242843224
2"	79.4	242843232

CONEXIONES SERIE STANDARD

Standard series fittings
Embouts série Standard
Raccordi serie Standard

Brida recta 9000 PSI (14,3)

9000 PSI straight Flange (14,3)

Bride tournante droite série 9000 PSI (14,3)

Flangia diritta PSI 9000 (14,3)



DN	∅	Referencia Part n°
1/2"	41,3	442821212
3/4"	47,6	442821612
1"	47,6	442821616
1"	54	442822016
1" 1/4	54	442822020
1" 1/2	63,5	442822424

Brida a 90° 9000 PSI (14,3)

9000 PSI 90° Flange (14,3)

Bride tournante coude 90° série 9000 PSI (14,3)

Flangia a 90° PSI 9000 (14,3)



DN	∅	Referencia Part n°
3/4"	41,3	442831212
3/4"	47,6	442831612
1"	47,6	442831616
1"	54	442832016
1" 1/4	54	442832020
1" 1/2	63,5	442832424

Brida a 45° 9000 PSI (14,3)

9000 PSI 45° Flange (14,3)

Bride tournante coude 45° série 9000 PSI (14,3)

Flangia a 45° PSI 9000 (14,3)



DN	∅	Referencia Part n°
3/4"	41,3	442841212
3/4"	47,6	442841612
1"	47,6	442841616
1"	54	442842016
1" 1/4	54	442842020
1" 1/2	63,5	442842424

FLUIDAL

CONEXIONES SERIE STANDARD

Standard series fittings
Embouts série Standard
Raccordi serie Standard

Bridas SAE partidas (semibridas) 3000/6000 PSI

3000/6000 PSI SAE Split flanges

Demi-bridés rectangulaires de fixation SAE
3000/6000 PSI

Semiflangia SAE 3000/6000 PSI



SERIE SERIES	TAMAÑO SIZE	Referencia Part n°
3000 PSI	1/2"	BBP308
3000 PSI	3/4"	BBP312
3000 PSI	1"	BBP316
3000 PSI	1"1/4	BBP320
3000 PSI	1"1/2	BBP324
3000 PSI	2"	BBP332
3000 PSI	2"1/2	BBP340
3000 PSI	3"	BBP348
3000 PSI	3"1/2	BBP356
3000 PSI	4"	BBP364
6000 PSI	1/2"	BBP608
6000 PSI	3/4"	BBP612
6000 PSI	1"	BBP616
6000 PSI	1"1/4	BBP620
6000 PSI	1"1/2	BBP624
6000 PSI	2"	BBP632

€/par / €pair / €paire / €coppia

Bridas SAE enteras (monoblock) 3000/6000 PSI

3000/6000 PSI SAE Flanges

Bridés monobloc rectangulaires de fixation SAE
3000/6000 PSI

Flangia monoblocco SAE 3000/6000 PSI



SERIE SERIES	TAMAÑO SIZE	Referencia Part n°
3000 PSI	1/2"	BBE308
3000 PSI	3/4"	BBE312
3000 PSI	1"	BBE316
3000 PSI	1"1/4	BBE320
3000 PSI	1"1/2	BBE324
3000 PSI	2"	BBE332
3000 PSI	2"1/2	BBE340
3000 PSI	3"	BBE348
3000 PSI	3"1/2	BBE356
3000 PSI	4"	BBE364
3000 PSI	5"	BBE380
6000 PSI	1/2"	BBE608
6000 PSI	3/4"	BBE612
6000 PSI	1"	BBE616
6000 PSI	1"1/4	BBE620
6000 PSI	1"1/2	BBE624
6000 PSI	2"	BBE632

Tornillos para bridas SAE

Screws for SAE flanges

Vis pour brides SAE

Vite per flangia SAE



ROSCA THREAD	TAMAÑO SIZE	Referencia Part n°
M8X30	3000-6000 PSI 1/2"	TB8X30
M10X35	3000 PSI 3/4"-1"	TB10X35
M10X40	3000 PSI 1" 1/4 - 6000 PSI 3/4"	TB10X40
M12X45	3000 PSI 1"1/2-2"-2"1/2-6000 PSI 1"	TB12X45
M14X45	6000 PSI 1"1/4	TB14X45
M16X50	3000 PSI 3"-3" 1/2-4"- 6000 PSI 1" 1/2	TB16X50
M20X70	6000 PSI 2"	TB20X70

*Ver precios en p.262 / *See prices in p.262 / *Prix à la p.262 / *Vedere prezzi p.262

Juntas tóricas para bridas SAE 3000/6000 PSI

O'rings for 3000/6000 PSI SAE flanges

O'rings pour bride série 3000/6000 PSI

O'rings per flangia SAE 3000/6000 PSI



TAMAÑO SIZE	Ø INT. Ø INNER	Referencia Part n°
1/2"	18.64	18.64X3.53
3/4"	24.99	24.99X3.53
1"	32.92	32.92X3.53
1"1/4	37.70	37.70X3.53
1"1/2	47.22	47.22X3.53
2"	56.74	56.74X3.53

Juntas para bridas SAE 3000/6000 PSI

Seals for 3000/6000 PSI flange

Joints pour bride série 3000/6000

Guarnizioni per flangia SAE 3000/6000 PSI



TAMAÑO SIZE	Ø INT. Ø INNER	Ø EXT. Ø OUTER	Referencia Part n°
1/2"	17.02	25.40	JBR08
3/4"	23.36	31.72	JBR12
1"	31.24	39.62	JBR16
1"1/4	36.07	44.45	JBR20
1"1/2	45.34	53.98	JBR24
2"	54.86	63.50	JBR32

CONEXIONES SERIE STANDARD

Standard series fittings
Embouts série Standard
Raccordi serie Standard

Macho pistola hidrolavadora

Male terminal steel hydro-wash

Mâle fixe spécial pistolet-hydronetoyage

Maschio pistola idropulitrice



DN	Referencia Part n°
1/4"	230400400

Empuñaduras de goma negras

Handle in black rubber

Poignée hydronetoyage de gomme noire

Manopola di gomma nera



DN	Ø EXT. Ø OUTER	Ø INT. Ø INNER	Referencia Part n°
1/4"	29	15,5	230600400
5/16"	35	18	230600500
3/8"	35	21	230600600

Empuñaduras de goma grises

Handle with grey rubber

Poignée hydronetoyage de gomme grise

Manopola di gomma grigia



DN	Ø EXT. Ø OUTER	Ø INT. Ø INNER	Referencia Part n°
1/4"	29	15,5	230610400*
3/8"	35	22	230610600*

Hasta fin de existencias / Until end of stock / Jusqu'à la fin du stock / Fino ad esaurimento

Terminal Karcher acero

Swivel female hydro-wash

Embout femelle tournante acier spécial hydronetoyage

Femmina in acciaio per idropultrici



DN	ROSCA THREAD	DESCRIPCIÓN DESCRIPTION	Referencia Part n°
1/4"	M22X1.5	STD	230700400
5/16"	M22X1.5	STD	230700500
3/8"	M22X1.5	STD	230700600
1/4"	M22X1.5	LONG	230720400
5/16"	M22X1.5	LONG	230720500
3/8"	M22X1.5	LONG	230720600

Empuñaduras de goma azules

Handle in blue rubber

Poignée hydronetoyage de gomme bleue

Manopola di gomma azzurra



DN	Ø EXT. Ø OUTER	Ø INT. Ø INNER	Referencia Part n°
1/4"	29	15,5	230620400
5/16"	35	18	230620500
3/8"	35	21	230620600

Hembras giratorias racor CO2 W21.8

Swivel female CO2 fitting W21.8

Raccord CO2 femelle tournante W21.8

Raccordo CO2 femmina girevole W21.8



DN	ROSCA THREAD	Referencia Part n°
3/8"	W 21,8 14h	2470421806
1/2"	W 21,8 14h	2470421808



CONEXIONES SERIE REUSABLES

Reusable series fittings
Embouts Récuperables
Raccordi serie Recuperabile

Casquillos R1AT

Ferrules R1AT/1SN

Jupes à visser R1AT/1SN

Boccola R1AT/1SN



DN	Referencia Part n°
1/4"	A1G-4 R1T
3/8"	A1G-6 R1T
1/2"	A1G-8 R1T
3/4"	A1G-12 R1T
1"	A1G-16 R1T

Casquillos R2AT

Ferrules R2AT/2SN

Jupes à visser R2AT/2SN

Boccola R2AT/2SN



DN	Referencia Part n°
1/4"	A1G-4 R2T
3/8"	A1G-6 R2T
1/2"	A1G-8 R2T
5/8"	A1G-10 R2T
3/4"	A1G-12 R2T
1"	A1G-16 R2T

Hembras giratorias rectas BSP cono 60°

BSP Swivel female 60° cone

Femelle tournante gaz cyl BSP 60°

Femmina diritta recuperabile BSP sede 60°



DN	ROSCA THREAD	Referencia Part n°
1/4"	1/4" BSP	A3G-4
5/16"	3/8" BSP	A3G-6-5
3/8"	3/8" BSP	A3G-6
1/2"	1/2" BSP	A3G-8
3/4"	3/4" BSP	A3G-12
1"	1" BSP	A3G-16

Hembras giratorias 90° BSP cono 60°

BSP Swept 90° elbow 60° cone

Femelle tournante coude 90° gaz cyl BSP 60°

Femmina a 90° recuperabile BSP sede 60°



DN	ROSCA THREAD	Referencia Part n°
1/4"	1/4" BSP	A90G-4
3/8"	3/8" BSP	A90G-6
1/2"	1/2" BSP	A90G-8
1/2"	3/4" BSP	A90G-12-8*
3/4"	3/4" BSP	A90G-12
1"	1" BSP	A90G-16

Hasta fin de existencias / Until end of stock / Jusqu'à la fin du stock / Fino ad esaurimento

Machos rosca cilíndrica BSP cono 60°

BSP Male parallel 60° cone

Mâle gaz cyl BSP 60°

Maschio cilindrico recuperabile BSP sede 60°



DN	ROSCA THREAD	Referencia Part n°
1/4"	1/4" BSP	A2G-4
3/8"	3/8" BSP	A2G-6
1/2"	1/2" BSP	A2G-8
3/4"	3/4" BSP	A2G-12
1"	1" BSP	A2G-16

Hasta fin de existencias / Until end of stock / Jusqu'à la fin du stock / Fino ad esaurimento

Espigas lisas Métricas

Metric Standpipe

Embout lisse Métrique

Estremità tubolare Metrica recuperabile



DN	TUBO PIPE	Referencia Part n°
1/4"	6	AE 6-4
1/4"	8	AE 8-4
1/4"	10	AE 10-4
3/8"	10	AE 10-6
3/8"	12	AE 12-6
1/2"	15	AE 15-8
3/4"	22	AE 22-12*

Hembras giratorias rectas reusables rosca JIC cono 37°

Reusable JIC 37° straight swivel female

Femelle droite récupérable JIC 37°

Femmina diritta JIC sede 37° recuperabile



DN	ROSCA THREAD	Referencia Part n°
1/4"	7/16" 20h JIC	A3J-07-04
3/8"	9/16" 18h JIC	A3J-09-06
1/2"	3/4" 16h JIC	A3J-12-08
1/2"	7/8" 14h JIC	A3J-14-08
5/8"	7/8" 14h JIC	A3J-14-10
3/4"	1"1/16 12h JIC	A3J-17-12
1"	1"5/16 12h JIC	A3J-21-16

Machos reusables rosca JIC cono 37°

Reusable JIC 37° cone male

Mâle récupérables JIC cône 37°

Maschio JIC 37° recuperabile



DN	ROSCA THREAD	Referencia Part n°
1/2"	3/4" 16h JIC	A2J-12-08
3/4"	1"1/16 12h JIC	A2J-17-12
1"	1"5/16 12h JIC	A2J-21-16

*Consultar / On request / Sur demande / Su richiesta

CONEXIONES SERIE BW NO PELAR R12 / 4SP / 4SH

BW fittings - no skiving R12 / 4SP / 4SH
 Embouts BW sans dénuder R12 / 4SP / 4SH
 Raccordi BW - senza pelatura R12 / 4SP / 4SH

 **R13 - Ø 3/4" - 1"**

Casquillos R12/ 4SP/ 4SH serie BW

Ferrules R12/4SP/4SH BW series

Jupes à sertir R12/4SP/4SH série BW

Boccole pressare R12/4SP/4SH serie BW



DN	Referencia Part n°
3/4"	AC680101200*
1"	AC680101600*
1" 1/4	AC680102000*


Hasta fin de existencias / Until end of stock / Jusqu'à la fin du stock / Fino ad esaurimento

Casquillos R13/R15 para serie BW/BW+

Ferrules R13/R15 for fittings BW/BW+ series

Jupes R13/R15 pour embouts série BW/BW+

Boccole a pressare per R13/R15 per raccordi serie BW/BW+



DN	Referencia Part n°
1" 1/4	AC690102000
1" 1/2	AC690102400
2"	AC690103200

Hembras giratorias rectas BSP cono 60° con junta

BSP Swivel female 60° cone with o'ring

Femelle tournante gaz cyl BSP 60° avec joint

Femmina diritta BSP sede 60° con o'ring



DN	ROSCA THREAD	Referencia Part n°
3/4"	3/4" BSP	661101212*
1"	1" BSP	661101616*
1" 1/4	1" 1/4 BSP	661102020*
1" 1/2	1" 1/2 BSP	NEW 661102424
2"	2" BSP	NEW 661103232

Hasta fin de existencias / Until end of stock / Jusqu'à la fin du stock / Fino ad esaurimento

Hembras giratorias 90° BSP cono 60° con junta

BSP Swivel female 60° cone with joint (90° Elbow)

Coude 90° femelle tournante gaz cyl BSP 60° avec joint

Femmina a 90° BSP sede 60° con o'ring



DN	ROSCA THREAD	Referencia Part n°
3/4"	3/4" BSP	661171212*
1"	1" BSP	661171616*
1" 1/4	1" 1/4 BSP	661172020*
1" 1/2	1" 1/2 BSP	NEW 661172424
2"	2" BSP	NEW 661173232

Hasta fin de existencias / Until end of stock / Jusqu'à la fin du stock / Fino ad esaurimento

Hembras giratorias 45° BSP cono 60° con junta

BSP Swivel female 60° cone with joint (45° Elbow)

Coude 45° femelle tournante gaz cyl BSP 60° avec joint

Femmina a 45° BSP sede 60° con o'ring



DN	ROSCA THREAD	Referencia Part n°
3/4"	3/4" BSP	661181212*
1"	1" BSP	661181616*
1" 1/4	1" 1/4 BSP	661182020*
1" 1/2	1" 1/2 BSP	NEW 661182424
2"	2" BSP	NEW 661183232

Hasta fin de existencias / Until end of stock / Jusqu'à la fin du stock / Fino ad esaurimento

Macho BSP cono 60°

BSP Male 60° cone

Mâle BSP cône 60°

Maschio BSP 60°



DN	ROSCA THREAD	Referencia Part n°
3/4"	3/4" BSP	661121212*
1"	1" BSP	661121616*
1" 1/4	1" 1/4 BSP	661122020*
1" 1/2	1" 1/2 BSP	NEW 661122424
2"	2" BSP	NEW 661123232

Hasta fin de existencias / Until end of stock / Jusqu'à la fin du stock / Fino ad esaurimento

CONEXIONES SERIE BW NO PELAR R12 / 4SP / 4SH

BW fittings - no skiving R12 / 4SP / 4SH
 Embouts BW sans dénuder R12 / 4SP / 4SH
 Raccordi BW - senza pelatura R12 / 4SP / 4SH

Macho JIC 37°

JIC 37° male

Mâle JIC 37°

Maschio JIC 37°



DN	ROSCA THREAD	Referencia Part n°
3/4"	1"1/16 12h UNF	661401712*
1"	1"5/16 12h UNF	661402116*
1" 1/4	1"5/8 12h UNF	NEW 661402620
1"1/2	1"7/8 12 UNF	NEW 661403024
2"	2" 1/2 12 UNF	NEW 661404032

Hasta fin de existencias / Until end of stock / Jusqu'à la fin du stock / Fino ad esaurimento

Hembras giratorias rectas JIC 37° doble hexagonal

JIC 37° Swivel female doble hexagonal

Femelle JIC 37° double hexagonale

Femmina diritta JIC 37° doppio esagono



DN	ROSCA THREAD	Referencia Part n°
3/4"	1"1/16 12h UNF	662421712*
1"	1"5/16 12h UNF	662422116*
1" 1/4	1"5/8 12h UNF	NEW 662422620
1"1/2	1"7/8 12 UNF	NEW 662423024
2"	2" 1/2 12 UNF	NEW 662424032

Hasta fin de existencias / Until end of stock / Jusqu'à la fin du stock / Fino ad esaurimento

Hembras giratorias 90° JIC 37°

JIC 37° swivel female (90° Elbow)

Coude 90° femelle JIC 37°

Femmina gir. 90° JIC 37°



DN	ROSCA THREAD	Referencia Part n°
3/4"	1"1/16 12h UNF	661381712*
1"	1"5/16 12h UNF	661382116*
1" 1/4	1"5/8 12h UNF	NEW 661382620
1"1/2	1"7/8 12 UNF	NEW 661383024
2"	2" 1/2 12 UNF	NEW 661384032

Hasta fin de existencias / Until end of stock / Jusqu'à la fin du stock / Fino ad esaurimento

Hembras giratorias 45° JIC 37°

JIC 37° swivel female (45° Elbow)

Coude 45° femelle JIC 37°

Femmina gir. 45° JIC 37°



DN	ROSCA THREAD	Referencia Part n°
3/4"	1"1/16 12h UNF	661391712*
1"	1"5/16 12h UNF	661392116*
1" 1/4	1"5/8 12h UNF	NEW 661392620
1"1/2	1"7/8 12 UNF	NEW 661393024
2"	2" 1/2 12 UNF	NEW 661394032

Hasta fin de existencias / Until end of stock / Jusqu'à la fin du stock / Fino ad esaurimento

Hembras giratorias 90° Métricas cono 24° con junta tórica

Metric swivel female 24° seat with o'ring (90° Elbow)

Coude 90° femelle Métrique 24° avec o'ring

Femmina Metrica 90° sede 24° con o'ring



DN	ROSCA THREAD	Referencia Part n°
3/4"	M36X2	66205362512
1"	M42X2	66205423016
1"1/4	M52X2	66205523820

Hasta fin de existencias / Until end of stock / Jusqu'à la fin du stock / Fino ad esaurimento

Hembras giratorias 45° Métricas cono 24° con junta tórica

Metric swivel female 24° seat with o'ring (45° Elbow)

Coude 45° femelle Métrique 24° avec o'ring

Femmina Metrica 45° sede 24° con o'ring



DN	ROSCA THREAD	Referencia Part n°
3/4"	M36X2	66206362512*
1"	M42X2	66206423016*
1"1/4	M52X2	66206523820*

Hasta fin de existencias / Until end of stock / Jusqu'à la fin du stock / Fino ad esaurimento

Machos fijos Métricos cono 24°

Metric male stud 24° cono

Mâle Métrique cono 24°

Maschio Metrico sede 24°



DN	ROSCA THREAD	Referencia Part n°
3/4"	M36X2	66203362512*
1"	M42X2	66203423016*


Hasta fin de existencias / Until end of stock / Jusqu'à la fin du stock / Fino ad esaurimento

Hembras giratorias Métricas cono 24° con junta tórica

Metric swivel female 24° seat with o'ring

Femelle Métrique 24° avec o'ring

Femmina Metrica sede 24° con o'ring



DN	ROSCA THREAD	Referencia Part n°
3/4"	M36X2	66204362512*
1"	M42X2	66204423016*

Hasta fin de existencias / Until end of stock / Jusqu'à la fin du stock / Fino ad esaurimento

CONEXIONES SERIE BW NO PELAR R12 / 4SP / 4SH

BW fittings - no skiving R12 / 4SP / 4SH
 Embouts BW sans dénuder R12 / 4SP / 4SH
 Raccordi BW - senza pelatura R12 / 4SP / 4SH

Brida recta SAE 3000 PSI

3000 PSI SAE Straight flange

Bride SAE droite série 3000 PSI

Flangia diritta SAE 3000



DN	∅	Referencia Part n°
3/4"	38.1	661821212*
1"	44.5	661821616*
1"1/4	50.8	661822020*

Hasta fin de existencias / Until end of stock / Jusqu'à la fin du stock / Fino ad esaurimento

Brida a 45° SAE 3000 PSI

3000 PSI SAE 45° Flange

Bride SAE coude 45° série 3000 PSI

Flangia 45° SAE 3000



DN	∅	Referencia Part n°
3/4"	38.1	661841212*
1"	44.5	661841616*
1"1/4	50.8	661842020*

Hasta fin de existencias / Until end of stock / Jusqu'à la fin du stock / Fino ad esaurimento

Brida a 90° SAE 3000 PSI

3000 PSI SAE 90° Flange

Bride SAE coude 90° série 3000 PSI

Flangia 90° SAE 3000



DN	∅	Referencia Part n°
3/4"	38.1	661831212*
1"	44.5	661831616*
1"1/4	50.8	661832020*

Hasta fin de existencias / Until end of stock / Jusqu'à la fin du stock / Fino ad esaurimento

FLUIDAL

CONEXIONES SERIE BW NO PELAR R12 / 4SP / 4SH

BW fittings - no skiving R12 / 4SP / 4SH
 Embouts BW sans dénuder R12 / 4SP / 4SH
 Raccordi BW - senza pelatura R12 / 4SP / 4SH

Brida recta SAE 6000 PSI

6000 PSI SAE Straight flange

Bride SAE droite série 6000 PSI

Flangia diritta SAE 6000



DN	∅	Referencia Part n°
3/4"	41,3	662821212*
1"	47,6	662821616*
1"1/4	54	662822020*
1"1/2	63,5	NEW 662822424
2"	79,4	NEW 662823232

Hasta fin de existencias / Until end of stock / Jusqu'à la fin du stock / Fino ad esaurimento

Brida a 90° SAE 6000 PSI

6000 PSI SAE 90° Flange

Bride SAE coude 90° série 6000 PSI

Flangia 90° SAE 6000



DN	∅	Referencia Part n°
3/4"	41,3	662831212*
1"	47,6	662831616*
1"1/4	54	662832020*
1"1/2	63,5	NEW 662832424
2"	79,4	NEW 662833232

Hasta fin de existencias / Until end of stock / Jusqu'à la fin du stock / Fino ad esaurimento

Brida a 45° SAE 6000 PSI

6000 PSI SAE 45° flange

Bride SAE coude 45° série 6000 PSI

Flangia 45° SAE 6000



DN	∅	Referencia Part n°
3/4"	41,3	662841212*
1"	47,6	662841616*
1"1/4	54	662842020*
1"1/2	63,5	NEW 662842424
2"	79,4	NEW 662843232

Hasta fin de existencias / Until end of stock / Jusqu'à la fin du stock / Fino ad esaurimento

Hembra giratoria recta ORFS asiento plano doble hexagonal

ORFS Swivel female straight double hexagonal

Femelle droite ORFS double hexagonale

Femmina diritta ORFS doppio esagono



DN	ROSCA THREAD	Referencia Part n°
3/4"	1"3/16 12h UNF	669011212*
1" 1/4	1"11/16 12h UNF	NEW 669012020
1" 1/2	2" 12h UNF	NEW 669012424

Hasta fin de existencias / Until end of stock / Jusqu'à la fin du stock / Fino ad esaurimento

Hembra giratoria 90° ORFS asiento plano

ORFS Swivel female (90° Elbow)

Coude 90° femelle ORFS

Femmina 90° ORFS



DN	ROSCA THREAD	Referencia Part n°
3/4"	1"3/16 12h UNF	669071212*
1"	1"7/16 12h UNF	669071616*
1" 1/4	1"11/16 12h UNF	NEW 669072020
1" 1/2	2" 12h UNF	NEW 669072424

Hasta fin de existencias / Until end of stock / Jusqu'à la fin du stock / Fino ad esaurimento

Hembra giratoria 45° ORFS asiento plano

ORFS Swivel female (45° Elbow)

Coude 45° femelle ORFS

Femmina 45° ORFS



DN	ROSCA THREAD	Referencia Part n°
3/4"	1"3/16 12h UNF	669081212*
1"	1"7/16 12h UNF	669081616*
	1"11/16 12h UNF	NEW 669082020
	2" 12h UNF	NEW 669082424

Hasta fin de existencias / Until end of stock / Jusqu'à la fin du stock / Fino ad esaurimento

CONEXIONES SERIE INTERLOCK


Interlock series fittings
Emboutis à sertir Interlock
Raccordi serie Interlock

Casquillos 4SH

Ferrules DIN 20023-4SH

Jupe à sertir DIN 20023 4SH

Boccola Interlock 4SH




DN	MANGUERA HOSE	Referencia Part n°
3/4"	4SH / R13 / R15	A610101200
1"	4SH / R13 / R15	A610101600
1"1/4	4SH	A610102000
1"1/2	4SH	A610102400
2"	4SH	A610103200

Casquillos R13-R15

Ferrules SAE 100 R13/R15

Jupe à sertir DIN 20023 R13/R15

Boccola Interlock R13/R15



DN	MANGUERA HOSE	Referencia Part n°
1"1/4	R13/R15	610102000
1"1/2	R13/R15	610102400
2"	R13	610103200

Hembras giratorias rectas BSP cono 60° con junta

BSP Swivel female 60° cone + o'ring

Femelle tournante gaz cyl BSP 60° + o'ring

Femmina diritta BSP sede 60° con o'ring



DN	ROSCA THREAD	Referencia Part n°
3/4"	3/4" BSP	641001212
1"	1" BSP	641001616
1"1/2	1"1/2 BSP	641002424

Hasta fin de existencias / Until end of stock / Jusqu'à la fin du stock / Fino ad esaurimento

Hembras giratorias 90° BSP cono 60° con junta

BSP Swivel female 60° cone + o'ring (90° Elbow)

Femelle tournante coude 90° gaz cyl BSP 60° + o'ring

Femmina a 90° BSP sede 60° con o'ring



DN	ROSCA THREAD	Referencia Part n°
1"	1" BSP	641071616
1"1/4	1"1/4 BSP	641072020
1"1/2	1"1/2 BSP	641072424
2"	2" BSP	641073232

Hasta fin de existencias / Until end of stock / Jusqu'à la fin du stock / Fino ad esaurimento

Hembras giratorias 45° BSP cono 60° con junta

BSP Swivel female 60° cone + o'ring (45° Elbow)

Femelle tournante coude 45° gaz cyl BSP 60° + o'ring

Femmina a 45° BSP sede 60° con o'ring



DN	ROSCA THREAD	Referencia Part n°
3/4"	3/4" BSP	641081212
1"	1" BSP	641081616
1"1/2	1"1/2 BSP	641082424
2"	2" BSP	641083232

Hasta fin de existencias / Until end of stock / Jusqu'à la fin du stock / Fino ad esaurimento

Macho rosca cilíndrica BSP cono 60°

BSP Male 60° cone

Mâle fixe gaz cyl BSP 60°

Maschio cilindrico BSP sede 60°



DN	ROSCA THREAD	Referencia Part n°
3/4"	3/4" BSP	641121212
1"	1" BSP	641121616
1"1/4	1"1/4 BSP	641122020
1"1/2	1"1/2 BSP	641122424
2"	2" BSP	641123232

Macho rosca NPT

NPT Male

Mâle fixe NPT

Maschio conico NPT



DN	ROSCA THREAD	Referencia Part n°
3/4"	3/4" NPT	641611212
1"	1" NPT	641611616
1"1/4	1"1/4 NPT	641612020
1"1/2	1"1/2 NPT	641612424
2"	2" NPT	641613232

CONEXIONES SERIE INTERLOCK

Interlock series fittings
Embouts à sertir Interlock
Raccordi serie Interlock

Hembras giratorias rectas BSP cono 60° con junta (tuerca engargolada) NEW

BSP Swivel female 60° cone + o'ring wired nut

Femelle tournante gaz cyl BSP 60° + o'ring écrou à joint

Femmina diritta BSP sede 60° con o'ring dado spinato



DN	ROSCA THREAD	Referencia Part n°
3/4"	3/4" BSP	645001212
1"	1" BSP	645001616
1"1/4	1"1/4 BSP	645002020
1"1/2	1"1/2 BSP	645002424
2"	2" BSP	645003232

Hembras giratorias 45° BSP cono 60° con junta (tuerca engargolada) NEW

BSP Swivel female 60° cone + o'ring (45° Elbow) wired nut

Femelle tournante coude 45° gaz cyl BSP 60° + o'ring écrou à joint

Femmina a 45° BSP sede 60° con o'ring dado spinato



DN	ROSCA THREAD	Referencia Part n°
3/4"	3/4" BSP	645081212
1"	1" BSP	645081616
1"1/4	1"1/4 BSP	645082020
1"1/2	1"1/2 BSP	645082424
2"	2" BSP	645083232

Hembras giratorias 90° BSP cono 60° con junta (tuerca engargolada) NEW

BSP Swivel female 60° cone + o'ring (90° Elbow) wired nut



Femelle tournante coude 90° gaz cyl BSP 60° + o'ring écrou à joint

Femmina a 90° BSP sede 60° con o'ring dado spinato



DN	ROSCA THREAD	Referencia Part n°
3/4"	3/4" BSP	645071212
1"	1" BSP	645071616
1"1/4	1"1/4 BSP	645072020
1"1/2	1"1/2 BSP	645072424
2"	2" BSP	645073232

FLUIDAL



CONEXIONES SERIE INTERLOCK

Interlock series fittings
Emboutis à sertir Interlock
Raccordi serie Interlock

Hembras giratorias rectas JIC 37º

JIC 37º Swivel female

Femelle tournante JIC 37º

Femmina diritta JIC 37º



DN	ROSCA THREAD	Referencia Part nº
1"1/2	1"7/8 12h UNF	641423024
2"	2"1/2 12h UNF	641424032

Hasta fin de existencias / Until end of stock / Jusqu'à la fin du stock / Fino ad esaurimento

Hembras giratorias 90º JIC 37º

JIC 37º Swivel female (90º Elbow)

Femelle tournante coude 90º JIC 37º

Femmina a 90º JIC 37º



DN	ROSCA THREAD	Referencia Part nº
3/4"	1"1/16 12h UNF	641381712
1"	1"5/16 12h UNF	641382116
1"1/4	1"5/8 12h UNF	641382620
1"1/2	1"7/8 12h UNF	641383024
2"	2"1/2 12h UNF	641384032

Hasta fin de existencias / Until end of stock / Jusqu'à la fin du stock / Fino ad esaurimento

Hembras giratorias 45º JIC 37º

JIC 37º Swivel female (45º Elbow)

Femelle tournante coude 45º JIC 37º

Femmina a 45º JIC 37º



DN	ROSCA THREAD	Referencia Part nº
3/4"	1"1/16 12h UNF	641391712
1"	1"5/16 12h UNF	641392116
1"1/4	1"5/8 12h UNF	641392620
1"1/2	1"7/8 12h UNF	641393024
2"	2"1/2 12h UNF	641394032

Hasta fin de existencias / Until end of stock / Jusqu'à la fin du stock / Fino ad esaurimento

Macho JIC 37º

JIC 37º male

Mâle fixe JIC 37º

Maschio JIC 37º



DN	ROSCA THREAD	Referencia Part nº
3/4"	1"1/16 12h UNF	641401712
1"	1"5/16 12h UNF	641402116
1"1/4	1"5/8 12h UNF	641402620
1"1/2	1"7/8 12h UNF	641403024
2"	2"1/2 12h UNF	641404032

Hembras giratorias rectas JIC 37º (Engargolada)

NEW

JIC 37º Swivel female wired nut

Femelle tournante JIC 37º écrou à joint

Femmina diritta JIC 37º dado spinato



ROSCA THREAD	DN	Referencia Part nº
1"1/16 12 UN	3/4"	645421712
1"5/16 12 UN	1"	645422116
1"5/8 12 UN	1"1/4	645422620
1"7/8 12 UN	1"1/2	645423024
2"1/2 12 UN	2"	645424032

Hembras giratorias 90º JIC 37º (Engargolada)

NEW

JIC 37º Swivel female (90º Elbow) wired nut

Femelle tournante coude 90º JIC 37º écrou à joint

Femmina a 90º JIC 37º dado spinato



DN	ROSCA THREAD	Referencia Part nº
3/4"	1"1/16 12h UNF	645381712
1"	1"5/16 12h UNF	645382116
1"1/4	1"5/8 12h UNF	645382620
1"1/2	1"7/8 12h UNF	645383024
2"	2"1/2 12h UNF	645384032

Hembras giratorias 45º JIC 37º (Engargolada)

NEW


JIC 37º Swivel female (45º Elbow) wired nut

Femelle tournante coude 45º JIC 37º écrou à joint

Femmina a 45º JIC 37º dado spinato



DN	ROSCA THREAD	Referencia Part nº
3/4"	1"1/16 12h UNF	645391712
1"	1"5/16 12h UNF	645392116
1"1/4	1"5/8 12h UNF	645392620
1"1/2	1"7/8 12h UNF	645393024
2"	2"1/2 12h UNF	645394032



CONEXIONES SERIE INTERLOCK


Interlock series fittings
Embouts à sertir Interlock
Raccordi serie Interlock

Hembra giratoria recta Métrica con 24° con junta tórica

Metric swivel female 24° seat with o'ring

Femelle tournante Métrique 24° + o'ring

Femmina Metrica sede 24° con o'ring



DN	TUBO PIPE	SERIE SERIES	ROSCA THREAD	Referencia Part n°
3/4"	20	S	M30X2	64204302012
3/4"	25	S	M36X2	64204362512
1"	25	S	M36X2	64204362516
1"	30	S	M42X2	64204423016
1"1/4	38	S	M52X2	64204523820

Hembra giratoria 45° Métrica con 24° con junta tórica

Metric swivel female 24° seat with o'ring (45° Elbow)

Femelle tournante coude 45° Métrique + o'ring

Femmina a 45° sede 24° con o'ring




DN	TUBO PIPE	SERIE SERIES	ROSCA THREAD	Referencia Part n°
3/4"	20	S	M30X2	64206302012
1"	30	S	M42X2	64206423016
1"1/4	38	S	M52X2	64206523820

Hembra giratoria 90° Métrica con 24° con junta tórica

Metric swivel female 24° seat with o'ring (90° Elbow)

Femelle tournante coude 90° Métrique + o'ring

Femmina a 90° Metrica sede 24° con o'ring



DN	TUBO PIPE	SERIE SERIES	ROSCA THREAD	Referencia Part n°
3/4"	20	S	M30X2	64205302012
3/4"	25	S	M36X2	64205362512
1"	30	S	M42X2	64205423016
1"1/4	38	S	M52X2	64205523820

Macho rosca Métrica con 24°

Metric male stud 24° cone

Mâle fixe Métrique 24° série lourde

Maschio Metrico sede 24°



DN	TUBO PIPE	SERIE SERIES	ROSCA THREAD	Referencia Part n°
3/4"	20	S	M30X2	64203302012
3/4"	25	S	M36X2	64203362512
1"	30	S	M42X2	64203423016
1"1/4	38	S	M52X2	64203523820

Hembra giratoria recta Métrica con 24° C/J martillos

Metric swivel female 24° seat with o'ring for hammer

Femelle tournante Métrique 24° + o'ring pour marteau

Femmina Metrica sede 24° con o'ring per martello



DN	TUBO PIPE	ROSCA THREAD	SERIE SERIES	Referencia Part n°
3/4"	25	M36X2	S	NAM362512
1"	30	M42X2	S	NAM423016
1"1/4	38	M52X2	S	NAM523820

Se venden con casquillo Interlock incluido (mismo diámetro de prensado que los casquillos A61010...) / With Interlock ferrule included (same crimping diameter as ferrule A61010) / Avec jupe Interlock incluse (même diamètre de sertissage que la jupe A61010) / Con boccola Interlock inclusa (diametro di pressatura uguale alla boccola A61010)

CONEXIONES SERIE INTERLOCK

Interlock series fittings
 Embouts à sertir Interlock
 Raccordi serie Interlock

Hembras rectas ORFS

ORFS Swivel female

Femelle droite ORFS

Femmina diritta ORFS Interlock



DN	ROSCA THREAD	Referencia Part n°
3/4"	1"3/16 12h UNF	649001212
1"	1"7/16 12h UNF	649001616
1"1/4	1"11/16 12h UNF	649002020
1"1/2	2" 12h UNF	649002424

Codos 90° ORFS

ORFS Swivel female (90° Elbow)

Coude 90° femelle ORFS

Curva a 90° ORFS Interlock



DN	ROSCA THREAD	Referencia Part n°
3/4"	1"3/16 12h UNF	649071212
1"	1"7/16 12h UNF	649071616
1"1/4	1"11/16 12h UNF	649072020
1"1/2	2" 12h UNF	649072424

Codos 45° ORFS

ORFS Swivel female (45° Elbow)

Coude 45° femelle ORFS

Curva a 45° ORFS Interlock



DN	ROSCA THREAD	Referencia Part n°
3/4"	1"3/16 12h UNF	649081212
1"	1"7/16 12h UNF	649081616
1"1/4	1"11/16 12h UNF	649082020

FLUIDAL

CONEXIONES SERIE INTERLOCK

Interlock series fittings
Emboutis à sertir Interlock
Raccordi serie Interlock

Brida SAE 3000 PSI

3000 PSI SAE Straight Flange / Code 61

Bride SAE droite série 3000 PSI

Flangia SAE 3000 PSI



DN	∅	Referencia Part nº
3/4"	38.1	641821212
3/4"	44.5	641821612
1"	44.5	641821616
1"	50.8	641822016
1"1/4	50.8	641822020
1"1/4	60.3	641822420
1"1/2	60.3	641822424
2"	71.4	641823232

Brida SAE 6000 PSI

6000 PSI SAE Straight Flange / Code 62

Bride SAE droite série 6000 PSI

Flangia SAE 6000 PSI



DN	∅	Referencia Part nº
3/4"	41.3	642821212
3/4"	47.6	642821612
1"	47.6	642821616
1"	54	642822016
1"1/4	54	642822020
1"1/4	63.5	642822420
1"1/2	63.5	642822424
2"	79.4	642823232

Brida a 90º SAE 3000 PSI

3000 PSI SAE Flange (90º Elbow) / Code 61

Bride SAE coude 90º série 3000 PSI

Flangia a 90º SAE 3000 PSI



DN	∅	Referencia Part nº
3/4"	38.1	641831212
3/4"	44.5	641831612
1"	44.5	641831616
1"	50.8	641832016
1"1/4	50.8	641832020
1"1/4	60.3	641832420
1"1/2	60.3	641832424
2"	71.4	641833232

Brida a 90º SAE 6000 PSI

6000 PSI SAE Flange (90º Elbow) / Code 62

Bride SAE coude 90º série 6000 PSI

Flangia a 90º SAE 6000 PSI



DN	∅	Referencia Part nº
3/4"	41.3	642831212
3/4"	47.6	642831612
1"	47.6	642831616
1"	54	642832016
1"1/4	54	642832020
1"1/4	63.5	642832420
1"1/2	63.5	642832424
2"	79.4	642833232

Brida a 45º SAE 3000 PSI

3000 PSI SAE Flange (45º Elbow) / Code 61

Bride SAE coude 45º série 3000 PSI

Flangia a 45º SAE 3000 PSI



DN	∅	Referencia Part nº
3/4"	38.1	641841212
3/4"	44.5	641841612
1"	44.5	641841616
1"1/4	50.8	641842020
1"1/4	60.3	641842420
1"1/2	60.3	641842424
2"	71.4	641843232

Brida a 45º SAE 6000 PSI

6000 PSI SAE Flange (45º Elbow) / Code 62

Bride SAE coude 45º série 6000 PSI

Flangia a 45º SAE 6000 PSI



DN	∅	Referencia Part nº
3/4"	41.3	642841212
3/4"	47.6	642841612
1"	47.6	642841616
1"	54	642842016
1"1/4	54	642842020
1"1/2	63.5	642842424
2"	79.4	642843232

CONEXIONES SERIE INTERLOCK

Interlock series fittings
 Embouts à sertir Interlock
 Raccordi serie Interlock

Brida 9000 PSI (14,3)

9000 PSI Straight flange (14,3)

Bride droite série 9000 PSI (14,3)

Flangia 9000 PSI (14,3)



DN	∅	Referencia Part nº
3/4"	41,3	643821212
1"	47,6	643821616
1"	54	643822016
1"1/4	54	643822020
1"1/4	63,5	643822420
1"1/2	63,5	643822424

Brida a 90º 9000 PSI (14,3)

90º 9000 PSI Flange (14,3)

Bride coude 90º série 9000 PSI (14,3)

Flangia a 90º 9000 PSI (14,3)



DN	∅	Referencia Part nº
3/4"	41,3	643831212
1"	47,6	643831616
1"	54	643832016
1"1/4	54	643832020
1"1/2	63,5	643832424

Brida a 45º 9000 PSI (14,3)

45º 9000 PSI Flange (14,3)

Bride coude 45º série 9000 PSI (14,3)

Flangia a 45º 9000 PSI (14,3)



DN	∅	Referencia Part nº
3/4"	41,3	643841212
1"	47,6	643841616
1"	54	643842016
1"1/4	54	643842020
1"1/2	63,5	643842424

FLUIDAL

CONEXIONES SERIE INTERLOCK

Interlock series fittings
Embout à sertir Interlock
Raccordi serie Interlock

Espiga para brida macho Poclair

Poclair male flange

Embout bride mâle Poclair

Inserto per flangia maschio Poclair 4SH



DN	Ø	Referencia Part n°
3/4"	3/4"	648011212
1"	1"	648011616
1"1/4	1"1/4	648012020

Hasta fin de existencias / Until end of stock / Jusqu'à la fin du stock / Fino ad esaurimento

Brida entera hembra Poclair 4 agujeros

Female Poclair flange 4 holes

Bride rectangulaire de fixation femelle Poclair-4 trous

Flangia intera femmina Poclair 4 fori



TAMAÑO SIZE	Referencia Part n°
3/4"	448061212
1"	448061616
1"1/4	448062020

Hasta fin de existencias / Until end of stock / Jusqu'à la fin du stock / Fino ad esaurimento

Brida entera macho Poclair 4 agujeros

Male Poclair flange 4 holes

Bride rectangulaire de fixation mâle Poclair-4 trous

Flangia intera maschio Poclair 4 fori



TAMAÑO SIZE	Referencia Part n°
3/4"	448051212
1"	448051616
1"1/4	448052020

Hasta fin de existencias / Until end of stock / Jusqu'à la fin du stock / Fino ad esaurimento

Brida entera macho Poclair 2 agujeros

Male Poclair flange 2 holes

Bride ovale fixation mâle Poclair 2 trous

Flangia intera maschio Poclair 2 fori



TAMAÑO SIZE	Referencia Part n°
5/8"	448071010
3/4"	448071212
1"	448071616
1"1/4	448072020

Hasta fin de existencias / Until end of stock / Jusqu'à la fin du stock / Fino ad esaurimento

Espiga para brida hembra Poclair

Poclair female flange

Embout bride femelle Poclair

Inserto per flangia femmina Poclair 4SH



DN	Ø	Referencia Part n°
3/4"	3/4"	648021212
1"	1"	648021616

Hasta fin de existencias / Until end of stock / Jusqu'à la fin du stock / Fino ad esaurimento

CONEXIONES ALTA PRESIÓN (700 BAR)

High pressure 700 Bar fittings
 Embouts haute pression 700 Bar
 Raccordi altissima pressione (700 Bar)

Manguera termoplástica 700 bar

Thermoplastic hose 700 bar

Tuyau thermoplastique haute pression 700 bar

Tubo termoplastico 700 bar



DN	Referencia Part n°
1/4"	MT70004
3/8"	MT70006

Casquillos manguera 700 bar tipo MT700

Ferrules for thermoplastic hose 700 bar MT700 type

Jupes à sertir thermoplastique 700 bar type MT700

Boccole per tubo termoplastico 700 bar tipo MT700



DN	Referencia Part n°
1/4"	710120400
3/8"	710120600

Hembra giratoria recta BSP 60º

BSP Swivel female 60° cone

Embout thermoplastique 700 bar femelle tournante gaz cyl BSP 60°

Femmina diritta BSP sede 60°



DN	ROSCA THREAD	Referencia Part n°
1/4"	1/4" BSP	741000404
3/8"	3/8" BSP	741000606

Macho BSP 60º

BSP Male parallel 60° cone

Embout thermoplastique 700 bar mâle fixe gaz cyl BSP 60°

Maschio cilindrico BSP sede 60°



DN	ROSCA THREAD	Referencia Part n°
1/4"	1/4" BSP	741120404
3/8"	3/8" BSP	741120606

Macho NPT

NPT Male thread

Embout thermoplastique 700 bar mâle fixe gaz conique NPT

Maschio conico NPT



DN	ROSCA THREAD	Referencia Part n°
1/4"	1/4" NPT	741610404
1/4"	3/8" NPT	741610604
3/8"	3/8" NPT	741610606

SERIE COMPACTA

One Piece Series

Série Pré-sertis


Serie Compatti

■ Conexiones compactas 1SC / 1SN / 2SC / R6 / 2TE

One piece fittings 1SC / 1SN / 2SC / R6 / 2TE

Embouts pré-sertis 1SC / 1SN / 2SC / R6 / 2TE

Raccordi compatti 1SC / 1SN / 2SC / R6 / 2TE




EN 857 1SC	EN 853 1 SN SAE 100 R1AT	EN 857 2SC	EN 854 SAE 100 R6	EN 854 2TE
---------------	-----------------------------------	---------------	-------------------------	---------------

■ Conexiones compactas Serie 43 R1AT / R2AT / 1SN / 2SN / R16 / 2SC / 3TE/R17

One piece fittings 43 Series R1AT / R2AT / 1SN / 2SN / R16 / 2SC / 3TE/R17

Embouts pré-sertis R1AT / R2AT / 1SN / 2SN / R16 / 2SC Série 43 / 2TE/ R17

Raccordi compatti R1AT / R2AT / 1SN / 2SN / R16 / 2SC Serie 43 / 3TE /R17




EN 853 1SN SAE 100R1AT	EN 853 2 SN SAE 100 R2AT	EN 857 2SC SAE 100 R16	SUPERSERVICE 155° 2SC	3TE
------------------------------	-----------------------------------	---------------------------------	-----------------------------	-----

■ Conexiones compactas Serie BWS NO PELAR 3SP / 4SP / 4SH / R12

One piece fittings Standar Series NON SKIVE 3SP / 4SP / 4SH / R12

Embouts pré-sertis SANS DÉNUDÉ 3SP / 4SP / 4SH / R12

Raccordi compatti SENZA PELATURA 3SP / 4SP / 4SH / R12



3SP	EN 856 4SP SAE 100 R9R	EN 856 4SH	EN856 R12 SAE 100	EN 856 R13 SAE 100	SAE 100 R15
3/4"-1"					

■ Conexiones compactas Serie BW+ NO PELAR R13 / R15

One piece fittings BW+ Series NON SKIVE R13 / R15

Embouts pré-sertis BW+ SANS DÉNUDÉ R13 / R15

Raccordi compatti BW+ SENZA PELATURA R13 / R15



EN 856 SAE 100 R13	SAE 100 R15
--------------------------	----------------

■ Conexiones compactas R7 / R8 y elastómero malla metálica

Piece fittings R7 / R8 & braid of steel wire

Embouts pré-sertis R7 / R8 et tresse métallique

Raccordi compatti serie R7 / R8 e elastomero treccia metallica



SAE 100 R7	SAE 100 R8	Metallic braid elastomer
---------------	---------------	--------------------------------

■ Conexiones compactas PTFE liso R14

One piece fittings for smooth PTFE R14

Embouts pré-sertis pour PTFE lisse R14

Raccordi compatti serie PTFE liscio R14



Smooth PTFE 1 braid

■ Conexiones compactas PTFE corrugado

One piece fittings for convoluted PTFE

Embouts pré-sertis pour PTFE convoluto

Raccordi compatti serie PTFE corrugato



Convoluted PTFE

■ Conexiones compactas Serie BW R12 / 4SP / 4SH

One piece fittings BW Series R12 / 4SP / 4SH

Embouts pré-sertis R12 / 4SP / 4SH Série BW

Raccordi compatti R12 / 4SP / 4SH Serie BW



EN 856 R12	EN 856 4SP	4 SH	R13 3/4" 1"
---------------	---------------	------	----------------

CONEXIONES SERIE 43 UNA SOLA PIEZA 1SN / R1AT / 2SN / R2AT / R16 / 2SC / 3TE / R17

One piece fittings 43 Series 1SN / R1AT / 2SN / R2AT / R16 / 2SC / 3TE / R17

Emboutis pré-sertis Série 43 1SN / R1AT / 2SN / R2AT / R16 / 2SC / 3TE / R17

Raccordi un pezzo Serie 43 1SN / R1AT / 2SN / R2AT / R16 / 2SC / 3TE / R17

Casquillos 1SC/1SN/2SC/R6/2TE/R17

Ferrules 1SC/1SN/2SC/R6/2TE/R17

Jupes à sertir 1SC/1SN/2SC/R6/2TE/R17

Boccole a pressare per 1SC/1SN/2SC/R6/2TE/R17



DN	Referencia Part n°
1/4"	SC21120400
5/16"	SC21120500
3/8"	SC21120600
1/2"	SC21120800
5/8"	SC21121000
3/4"	SC21121200
1"	SC21121600

Casquillos 1SN/2SN /R16/2SC/3TE/R17 para conexiones de una sola pieza serie 43

Ferrules 1SN/2SN/R16/2SC/3TE/R17 for one piece fittings 43 series

Jupes 1SN/2SN/R16/2SC/3TE/R17 pour embous pré-sertis série 43

Boccole a pressare 1SN/2SN/R16/2SN/3TE/R17 per raccordi compatti serie 43




DN	Referencia Part n°
1/4"	PFC221200400
5/16"	PFC221200500
3/8"	PFC221200600
1/2"	PFC221200800
5/8"	PFC221201000
3/4"	PFC221201200
1"	PFC221201600
1"1/4	PFC221202000
1"1/2	PFC221202400
2"	PFC221203200

Casquillos R12/3SP/4SP/4SH no pelar

Ferrules R12/3SP/4SP/4SH non skive

Jupes à sertir R12/3SP/4SP/4SH sans dénudage

Boccole a pressare per R12/ 3SP/4SP/4SH senza spellatura



DN	Referencia Part n°
3/8"	DI222400600
1/2"	DI222400800
5/8"	DI222401000
3/4"	DI222401200
1"	DI222401600
1" 1/4	DI222402000
1" 1/2	DI222402400
2"	DI222403200

Casquillos R6, R7, R8 y malla metálica

Ferrules SAE 100 R6, R7, R8 and metallic braid

Jupes à sertir R6, R7, R8 et tresse métallique

Boccole a pressare per SAE R6, R7, R8 e Treccia Metallica



DN	Referencia Part n°
1/8"	DI2300200
3/16"	DI2300300
1/4"	DI2300400
5/16"	DI2300500
3/8"	DI2300600
1/2"	DI2300800
5/8"	DI2301000
3/4"	DI2301200
1"	DI2301600

Casquillos PTFE Liso alta presión SAE 100 R14 perfil liso

NEW

Ferrules for Smooth PTFE SAE 100 R14 smooth surface

Jupes à sertir pour PTFE Lisse haute pression SAE 100 R14 surface lisse

Boccole a pressare per tubo al PTFE Liscio alta pressione SAE 100 R14 superficie liscia



DN	Referencia Part n°
1/4"	280400400
5/16"	280400500
3/8"	280400600
1/2"	280400800
5/8"	280401000


Casquillos PTFE Corrugado alta presión perfil liso

NEW

Ferrules for Convolutated PTFE smooth surface

Jupes à sertir PTFE Convoluté haute pression surface lisse

Boccole a pressare per tubo al PTFE Corrugato alta pressione superficie liscia



DN	Referencia Part n°
1/4"	280410400
3/8"	280410600
1/2"	280410800
5/8"	280411000
3/4"	280411200

CASQUILLOS UNA SOLA PIEZA

One piece fittings 43 Series 1SN / R1AT / 2SN / R2AT / R16 / 2SC / 3TE / R17
 Embouts pré-sertis Série 43 1SN / R1AT / 2SN / R2AT / R16 / 2SC / 3TE / R17
 Raccordi un pezzo Serie 43 1SN / R1AT / 2SN / R2AT / R16 / 2SC / 3TE / R17

Casquillos R12, 4SP, 4SH para conexiones de una sola pieza serie BW

Ferrules R12, 4SP, 4SH for fittings BW series

Jupes R12, 4SP, 4SH pour embouts série BW

Boccole pressare R12, 4SP, 4SH per raccordi serie BW



DN	Referencia Part n°
3/4"	AC680101200*
1"	AC680101600*
1" 1/4	AC680102000*

Casquillos R13/R15 para serie BW/BW+



Ferrules R13/R15 for fittings BW/BW+ series

Jupes R13/R15 pour embouts série BW/BW+

Boccole a pressare per R13/R15 per raccordi serie BW/BW+



DN	Referencia Part n°
1"1/4	AC690102000
1"1/2	AC690102400
2"	AC690103200

FLUIDAL

CONEXIONES SERIE 43 UNA SOLA PIEZA 1SN / R1AT / 2SN / R2AT / R16 / 2SC / 3TE / R17

One piece fittings 43 Series 1SN / R1AT / 2SN / R2AT / R16 / 2SC / 3TE / R17
 Embouts pré-sertis Série 43 1SN / R1AT / 2SN / R2AT / R16 / 2SC / 3TE / R17
 Raccordi un pezzo Serie 43 1SN / R1AT / 2SN / R2AT / R16 / 2SC / 3TE / R17

Hembras giratorias rectas una sola pieza JIC 37º

One piece JIC 37º female

Femelle pré-sertie JIC 37º

Femmina diritta compatta JIC 37º



DN	ROSCA THREAD	Referencia Part nº
1/4"	7/16" 20h UNF	281420704
1/4"	1/2" 20h UNF	281420804
5/16"	1/2" 20h UNF	281420805
1/4"	9/16" 18h UNF	281420904
5/16"	9/16" 18h UNF	281420905
3/8"	9/16" 18h UNF	281420906
3/8"	5/8" 18h UNF	281421006
5/16"	3/4" 16h UNF	281421205
3/8"	3/4" 16h UNF	281421206
1/2"	3/4" 16h UNF	281421208
3/8"	7/8" 14h UNF	281421406
1/2"	7/8" 14h UNF	281421408
5/8"	7/8" 14h UNF	281421410
1/2"	1"1/16 12h UNF	281421708
5/8"	1"1/16 12h UNF	281421710
3/4"	1"1/16 12h UN	281421712
1"	1"1/16 12h UNF	281421716
3/4"	1"5/16 12h UNF	281422112
1"	1"5/16 12h UN	281422116
1"	1"5/8 12h UNF	281422616
1"1/4	1"5/8 12h UN	281422620
1" 1/4	1"7/8 12h UNF	281423020
1"1/2	1"7/8 12h UN	281423024
2"	2"1/2 12h UN	281424032

Machos una sola pieza rosca JIC 37º

One piece JIC 37º male

Mâle pré-serti JIC 37º

Maschio compatto JIC sede 37º



DN	ROSCA THREAD	Referencia Part nº
1/4"	7/16" 20h UNF	281400704
1/4"	1/2" 20 H UNF	281400804
5/16"	1/2" 20h UNF	281400805
1/4"	9/16" 18h UNF	281400904
5/16"	9/16" 18h UNF	281400905
3/8"	9/16" 18h UNF	281400906
3/8"	3/4" 16 h UNF	281401206
1/2"	3/4" 16h UNF	281401208
3/8"	7/8" 14h UNF	281401406
1/2"	7/8" 14h UNF	281401408
5/8"	7/8" 14h UNF	281401410
1/2"	1" 1/16 12h UNF	281401708
5/8"	1" 1/16-12h UNF	281401710
3/4"	1"1/16 12h UN	281401712
3/4"	1" 5/16 12h UNF	281402112
1"	1"5/16 12h UN	281402116
1"	1" 5/8 12h UNF	281402616
1"1/4	1"5/8 12h UN	281402620
1" 1/4	1" 7/8 12h UNF	281403020
1"1/2	1"7/8 12h UN	281403024
2"	2"1/2 12h UN	281404032

Hembras giratorias rectas una sola pieza JIC 37º doble hexagonal

One piece back up hex JIC 37º female

Femelle pré-sertie JIC 37º double hexagonal

Femmina diritta JIC 37º doppio esagono



DN	ROSCA THREAD	Referencia Part nº
1/4"	7/16" 20h UNF	282420704
1/4"	1/2" 20h UNF	282420804
5/16"	9/16" 18h UNF	282420905
3/8"	9/16" 18h UNF	282420906
3/8"	3/4" 16h UNF	282421206
1/2"	3/4" 16h UNF	282421208
1/2"	7/8" 14h UNF	282421408
3/4"	1"1/16 12h UN	282421712
1"	1"5/16 12h UN	282422116
1"1/4	1"5/8 12h UN	282422620
1"1/2	1"7/8 12h UN	282423024
2"	2"1/2 12h UN	282424032

Hembras giratorias 90º una sola pieza JIC 37º

One piece JIC 37º Female (90º Elbow)

Coude 90º femelle pré-sertie JIC 37º

Femmina 90º compatta JIC 37º



DN	ROSCA THREAD	Referencia Part nº
1/4"	7/16" 20h UNF	281380704
1/4"	1/2" 20h UNF	281380804
1/4"	9/16" 18h UNF	281380904
5/16"	9/16" 18h UNF	281380905
3/8"	9/16" 18h UNF	281380906
3/8"	5/8" 18h UNF	281381006
3/8"	3/4" 16h UNF	281381206
1/2"	3/4" 16h UNF	281381208
3/8"	7/8" 14h UNF	281381406
1/2"	7/8" 14h UNF	281381408
5/8"	7/8" 14h UNF	281381410
1/2"	1"1/16 12h UNF	281381708
5/8"	1"1/16 12h UNF	281381710
3/4"	1"1/16 12h UN	281381712
3/4"	1"5/16 12h UNF	281382112
1"	1"5/16 12h UN	281382116
1"	1"5/8 12h UNF	281382616
1"1/4	1"5/8 12h UN	281382620
1" 1/4	1"7/8 12h UNF	281383020
1"1/2	1"7/8 12h UN	281383024
2"	2"1/2 12h UN	281384032

CONEXIONES SERIE 43 UNA SOLA PIEZA 1SN / R1AT / 2SN / R2AT / R16 / 2SC / 3TE / R17

One piece fittings 43 Series 1SN / R1AT / 2SN / R2AT / R16 / 2SC / 3TE / R17
 Embouts pré-sertis Série 43 1SN / R1AT / 2SN / R2AT / R16 / 2SC / 3TE / R17
 Raccordi un pezzo Serie 43 1SN / R1AT / 2SN / R2AT / R16 / 2SC / 3TE / R17

Hembras giratorias 45° una sola pieza JIC37°

One piece JIC 37° Female (45° Elbow)

Coude 45° femelle pré-sertie JIC 37°

Femmina 45° compatta JIC 37°



DN	ROSCA THREAD	Referencia Part n°
1/4"	7/16" 20h UNF	281390704
1/4"	1/2" 20h UNF	281390804
1/4"	9/16" 18h UNF	281390904
5/16"	9/16" 18h UNF	281390905
3/8"	9/16" 18h UNF	281390906
3/8"	3/4" 16h UNF	281391206
1/2"	3/4" 16h UNF	281391208
1/2"	7/8" 14h UNF	281391408
5/8"	7/8" 14h UNF	281391410
1/2"	1"1/16 12h UNF	281391708
5/8"	1"1/16 12h UNF	281391710
3/4"	1"1/16 12h UN	281391712
3/4"	1"5/16 12h UNF	281392112
1"	1"5/16 12h UN	281392116
1"	1"5/8 12h UNF	281392616
1"1/4	1"5/8 12h UN	281392620
1" 1/4	1"7/8 12h UNF	281393020
1"1/2	1"7/8 12h UN	281393024
2"	2"1/2 12h UN	281394032

Hembras giratorias rectas una sola pieza rosca NPSM cono 60°

One piece NPSM female 60° cone

Femelle pré-sertie NPSM cone 60°

Femmina diritta compatta NPSM sede 60°



DN	ROSCA THREAD	Referencia Part n°
1/4"	1/4" 18h NPSM	282610404
3/8"	3/8" 18h NPSM	282610606
1/2"	1/2" 14h NPSM	282610808
3/4"	3/4" 14h NPSM	282611212
1"	1" - 11 1/2 h NPSM	282611616

Machos una sola pieza rosca cónica NPT

One piece NPT male

Mâle pré-serti NPT

Maschio compatto conico NPT



DN	ROSCA THREAD	Referencia Part n°
1/4"	1/8" NPT	281610204
1/4"	1/4" NPT	281610404
5/16"	1/4" NPT	281610405
3/8"	1/4" NPT	281610406
1/4"	3/8" NPT	281610604
5/16"	3/8" NPT	281610605
3/8"	3/8" NPT	281610606
1/2"	3/8" NPT	281610608
3/8"	1/2" NPT	281610806
1/2"	1/2" NPT	281610808
5/8"	1/2" NPT	281610810
1/2"	3/4" NPT	281611208
5/8"	3/4" NPT	281611210
3/4"	3/4" NPT	281611212
1"	3/4" NPT	281611216
3/4"	1" NPT	281611612
1"	1" NPT	281611616
1"	1" 1/4 NPT	281612016
1"1/4	1"1/4 NPT	281612020
1" 1/4	1"1/2 NPT	281612420
1"1/2	1"1/2 NPT	281612424
1" 1/2	2" NPT	281613224
2"	2" NPT	281613232

CONEXIONES SERIE 43 UNA SOLA PIEZA 1SN / R1AT / 2SN / R2AT / R16 / 2SC / 3TE / R17

One piece fittings 43 Series 1SN / R1AT / 2SN / R2AT / R16 / 2SC / 3TE / R17
 Embouts pré-sertis Série 43 1SN / R1AT / 2SN / R2AT / R16 / 2SC / 3TE / R17
 Raccordi un pezzo Serie 43 1SN / R1AT / 2SN / R2AT / R16 / 2SC / 3TE / R17

Hembras giratorias rectas una sola pieza ORFS

One piece ORFS female

Femelle pré-sertie ORFS

Femmina diritta compatta ORFS



DN	ROSCA THREAD	Referencia Part n°
1/4"	9/16" 18h	289000904
1/4"	11/16" 16h	289001104
5/16"	11/16" 16h	289001105
3/8"	11/16" 16h	289001106
3/8"	13/16" 16h	289001306
1/2"	13/16" 16h	289001308
1/2"	1" 14h	289001608
5/8"	1" 14h	289001610
1/2"	1"3/16 12h	289001908
3/4"	1"3/16 12h	289001912
3/4"	1"7/16 12h	289002312
1"	1"7/16 12h	289002316
1"1/4	1"11/16 12h	289002720
1"1/2	2" 12h	289003224

Hembras giratorias 90º una sola pieza ORFS

One piece ORFS female (90º Elbow)

Coude 90º femelle pré-sertie ORFS

Femmina 90º compatta ORFS



DN	ROSCA THREAD	Referencia Part n°
1/4"	9/16" 18h	289070904
1/4"	11/16" 16h	289071104
5/16"	11/16" 16h	289071105
3/8"	11/16" 16h	289071106
3/8"	13/16" 16h	289071306
1/2"	13/16" 16h	289071308
1/2"	1" 14h	289071608
5/8"	1" 14h	289071610
1/2"	1"3/16 12h	289071908
3/4"	1"3/16 12h	289071912
3/4"	1"7/16 12h	289072312
1"	1"7/16 12h	289072316
1"1/4	1"11/16 12h	289072720
1"1/2	2" 12h	289073224

Machos una sola pieza ORFS

One piece ORFS male

Mâle pré-serti ORFS

Maschio compatto ORFS



DN	ROSCA THREAD	Referencia Part n°
1/4"	9/16" 18h	289120904
1/4"	11/16" 16h	289121104
5/16"	11/16" 16h	289121105
3/8"	11/16" 16h	289121106
3/8"	13/16" 16h	289121306
1/2"	13/16" 16h	289121308
1/2"	1" 14h	289121608
5/8"	1" 14h	289121610
1/2"	1"3/16 12h	289121908
3/4"	1"3/16 12h	289121912
3/4"	1"7/16 12h	289122312
1"	1"7/16 12h	289122316
1"1/4	1"11/16 12h	289122720

Hembras giratorias 45º una sola pieza ORFS

One piece ORFS female (45º Elbow)

Coude 45º femelle pré-sertie ORFS

Femmina 45º compatta ORFS



DN	ROSCA THREAD	Referencia Part n°
1/4"	9/16" 18h	289080904
1/2"	1" 14h	289081008
1/4"	11/16" 16h	289081104
5/16"	11/16" 16h	289081105
3/8"	11/16" 16h	289081106
3/8"	13/16" 16h	289081306
1/2"	13/16" 16h	289081308
5/8"	1" 14h	289081610
1/2"	1"3/16 12h	289081908
3/4"	1"3/16 12h	289081912
3/4"	1"7/16 12h	289082312
1"	1"7/16 12h	289082316
1"1/4	1"11/16 12h	289082720
1"1/2	2" 12h	289083224

CONEXIONES SERIE 43 UNA SOLA PIEZA 1SN / R1AT / 2SN / R2AT / R16 / 2SC / 3TE / R17

One piece fittings 43 Series 1SN / R1AT / 2SN / R2AT / R16 / 2SC / 3TE / R17
 Embouts pré-sertis Série 43 1SN / R1AT / 2SN / R2AT / R16 / 2SC / 3TE / R17
 Raccordi un pezzo Serie 43 1SN / R1AT / 2SN / R2AT / R16 / 2SC / 3TE / R17

Bridas rectas una sola pieza SAE 3000 PSI

One piece 3000 PSI SAE Straight Flange / Code 61

Bride SAE droite pré-sertie série 3000 PSI

Flangia diritta compatta SAE 3000 PSI



DN	Ø	Referencia Part nº
1/2"	30.2	281820808
1/2"	38.1	281821208
5/8"	38.1	281821210
3/4"	38.1	281821212
3/4"	44.5	281821612
1"	44.5	281821616
1"	50.8	281822016
1"1/4	50.8	281822020
1" 1/4	60.3	281822420
1"1/2	60.3	281822424
1" 1/2	71.4	281823224
2"	71.4	281823232

Bridas rectas una sola pieza SAE 6000 PSI

One piece 6000 PSI SAE Straight Flange / Code 62

Bride SAE droite pré-sertie série 6000 PSI

Flangia diritta compatta SAE 6000 PSI



DN	Ø	Referencia Part nº
1/2"	31.8	282820808
1/2"	41.3	282821208
5/8"	41.3	282821210
3/4"	41.3	282821212
3/4"	47.6	282821612
1"	47.6	282821616
1"	54	282822016
1"1/4	54	282822020
1" 1/4	63.5	282822420
1"1/2	63.5	282822424
1" 1/2	79.4	282823224
2"	79.4	282823232

Bridas 90º una sola pieza SAE 3000 PSI

One piece 3000 PSI SAE 90º Flange / Code 61

Bride SAE coude 90º pré-sertie série 3000 PSI

Flangia 90º compatta SAE 3000 PSI



DN	Ø	Referencia Part nº
1/2"	30.2	281830808
1/2"	38.1	281831208
5/8"	38.1	281831210
3/4"	38.1	281831212
3/4"	44.5	281831612
1"	44.5	281831616
1"	50.8	281832016
1"1/4	50.8	281832020
1" 1/4	60.3	281832420
1"1/2	60.3	281832424
1" 1/2	71.4	281833224
2"	71.4	281833232

Bridas 90º una sola pieza SAE 6000 PSI

One piece 6000 PSI SAE 90º Flange / Code 62

Bride SAE coude 90º pré-sertie série 6000 PSI

Flangia 90º compatta SAE 6000 PSI



DN	Ø	Referencia Part nº
1/2"	31.8	282830808
1/2"	41.3	282831208
5/8"	41.3	282831210
3/4"	41.3	282831212
3/4"	47.6	282831612
1"	47.6	282831616
1"	54	282832016
1"1/4	54	282832020
1" 1/4	63.5	282832420
1"1/2	63.5	282832424
1" 1/2	79.4	282833224

Bridas 45º una sola pieza SAE 3000 PSI

One piece 3000 PSI SAE 45º Flange / Code 61

Bride SAE coude 45º pré-sertie série 3000 PSI

Flangia 45º compatta SAE 3000 PSI



DN	Ø	Referencia Part nº
1/2"	30.2	281840808
1/2"	38.1	281841208
5/8"	38.1	281841210
3/4"	38.1	281841212
3/4"	44.5	281841612
1"	44.5	281841616
1"	50.8	281842016
1"1/4	50.8	281842020
1" 1/4	60.3	281842420
1"1/2	60.3	281842424
1" 1/2	71.4	281843224
2"	71.4	281843232

Bridas 45º una sola pieza SAE 6000 PSI

One piece 6000 PSI SAE 45º Flange / Code 62

Bride SAE coude 45º pré-sertie série 6000 PSI

Flangia 45º compatta SAE 6000 PSI



DN	Ø	Referencia Part nº
1/2"	31.8	282840808
1/2"	41.3	282841208
5/8"	41.3	282841210
3/4"	41.3	282841212
3/4"	47.6	282841612
1"	47.6	282841616
1"	54	282842016
1"1/4	54	282842020
1" 1/4	63.5	282842420
1"1/2	63.5	282842424
1" 1/2	79.4	282843224
2"	79.4	282843232

CONEXIONES SERIE 43 UNA SOLA PIEZA 1SN / R1AT / 2SN / R2AT / R16 / 2SC / 3TE / R17

One piece fittings 43 Series 1SN / R1AT / 2SN / R2AT / R16 / 2SC / 3TE / R17
 Embouts pré-sertis Série 43 1SN / R1AT / 2SN / R2AT / R16 / 2SC / 3TE / R17
 Raccordi un pezzo Serie 43 1SN / R1AT / 2SN / R2AT / R16 / 2SC / 3TE / R17

Bridas rectas una sola pieza SAE 9000 PSI

One piece 9000 PSI SAE Straight Flange

Bride SAE droite pré-sertie série 9000 PSI

Flangia diritta compatta SAE 9000 PSI



DN	∅	Referencia Part n°
1/2"	41.3	482821212
3/4"	47.6	482821612
1"	47.6	482821616
1"	54	482822016
1" 1/4	54	482822020
1" 1/2	63.5	482822424

Bridas 45° una sola pieza SAE 9000 PSI

One piece 9000 PSI SAE 45° Flange

Bride SAE coude 45° pré-sertie série 9000 PSI

Flangia 45° compatta SAE 9000 PSI



DN	∅	Referencia Part n°
1/2"	41.3	482841212
3/4"	47.6	482841612
1"	47.6	482841616
1"	54	482842016
1" 1/4	54	482842020
1" 1/2	63.5	482842424

Bridas 90° una sola pieza SAE 9000 PSI

One piece 9000 PSI SAE 90° Flange

Bride SAE coude 90° pré-sertie série 9000 PSI

Flangia 90° compatta SAE 9000 PSI



DN	∅	Referencia Part n°
1/2"	41.3	482831212
3/4"	47.6	482831612
1"	47.6	482831616
1"	54	482832016
1" 1/4	54	482832020
1" 1/2	63.5	482832424

FLUIDAL

CONEXIONES SERIE 43 UNA SOLA PIEZA 1SN / R1AT / 2SN / R2AT / R16 / 2SC / 3TE / R17

One piece fittings 43 Series 1SN / R1AT / 2SN / R2AT / R16 / 2SC / 3TE / R17
 Embouts pré-sertis Série 43 1SN / R1AT / 2SN / R2AT / R16 / 2SC / 3TE / R17
 Raccordi un pezzo Serie 43 1SN / R1AT / 2SN / R2AT / R16 / 2SC / 3TE / R17

Hembras giratorias rectas una sola pieza rosca Métrica cono 24° - DKO

One piece Metric female cone 24°

Femelle pré-sertie Métrique cone 24°

Femmina diritta compatta Metrica sede 24°



Machos una sola pieza rosca Métrica cono 24°

One piece Metric male cone 24°

Mâle pré-serti Métrique cone 24°

Maschio compatto Metrico sede 24°



DN	TUBO PIPE	SERIE SERIES	ROSCA THREAD	Referencia Part n°
1/4"	6	L	M12x1.5	28804120604
1/4"	8	L	M14x1.5	28804140804
1/4"	10	L	M16x1.5	28804161004
5/16"	10	L	M16x1.5	28804161005
3/8"	10	L	M16x1.5	28804161006
1/4"	12	L	M18x1.5	28804181204
5/16"	12	L	M18x1.5	28804181205
3/8"	12	L	M18x1.5	28804181206
3/8"	15	L	M22x1.5	28804221506
1/2"	15	L	M22x1.5	28804221508
1/2"	18	L	M26x1.5	28804261808
5/8"	18	L	M26x1.5	28804261810
3/4"	18	L	M26x1.5	NEW 28804261812
3/4"	22	L	M30x2	28804302212
1"	28	L	M36x2	28804362816
1"1/4	35	L	M45x2	28804453520
1"1/2	42	L	M52x2	28804524224
1/4"	8	S	M16x1.5	28804160804
1/4"	10	S	M18x1.5	28804181004
5/16"	12	S	M20x1.5	28804201205
3/8"	12	S	M20x1.5	28804201206
1/2"	12	S	M20x1.5	28804201208
3/8"	14	S	M22x1.5	28804221406
1/2"	16	S	M24x1.5	28804241608
5/8"	16	S	M24x1.5	NEW 28804241610
5/8"	20	S	M30x2	28804302010
3/4"	20	S	M30x2	28804302012
3/4"	25	S	M36x2	28804362512
1"	25	S	M36x2	28804362516
1"	30	S	M42x2	28804423016
1"1/4	38	S	M52x2	28804523820

DN	TUBO PIPE	SERIE SERIES	ROSCA THREAD	Referencia Part n°
1/4"	6	L	M12x1.5	28203120604
1/4"	8	L	M14x1.5	28203140804
1/4"	10	L	M16x1.5	28203161004
5/16"	10	L	M16x1.5	28203161005
3/8"	10	L	M16x1.5	28203161006
1/4"	12	L	M18x1.5	28203181204
5/16"	12	L	M18x1.5	28203181205
3/8"	12	L	M18x1.5	28203181206
3/8"	15	L	M22x1.5	28203221506
1/2"	15	L	M22x1.5	28203221508
1/2"	18	L	M26x1.5	28203261808
5/8"	18	L	M26x1.5	28203261810
3/4"	22	L	M30x2	28203302212
1"	28	L	M36x2	28203362816
1"1/4	35	L	M45x2	28203453520
1"1/2	42	L	M52x2	28203524224
1/4"	8	S	M16x1.5	28203160804
1/4"	10	S	M18x1.5	28203181004
5/16"	10	S	M18x1.5	28203181005
3/8"	10	S	M18x1.5	28203181006
5/16"	12	L	M20x1.5	28203201205
3/8"	12	S	M20x1.5	28203201206
3/8"	14	S	M22x1.5	28203221406
1/2"	16	S	M24x1.5	28203241608
5/8"	20	S	M30x2	28203302010
3/4"	20	S	M30x2	28203302012
3/4"	25	S	M36x2	28203362512
1"	25	S	M36x2	28203362516
1"	30	S	M42x2	28203423016
1"1/4	38	S	M52x2	28203523820

CONEXIONES SERIE 43 UNA SOLA PIEZA 1SN / R1AT / 2SN / R2AT / R16 / 2SC / 3TE / R17

One piece fittings 43 Series 1SN / R1AT / 2SN / R2AT / R16 / 2SC / 3TE / R17
 Embouts pré-sertis Série 43 1SN / R1AT / 2SN / R2AT / R16 / 2SC / 3TE / R17
 Raccordi un pezzo Serie 43 1SN / R1AT / 2SN / R2AT / R16 / 2SC / 3TE / R17

Hembras giratorias 90º una sola pieza Métricas cono 24º - DKO 90º

One piece Metric female cone 24º (90º Elbow)

Coude 90º femelle pré-sertie Métrique cono 24º

Femmina 90º compatta Metrica sede 24º



DN	TUBO PIPE	SERIE SERIES	ROSCA THREAD	Referencia Part nº
1/4"	6	L	M12x1.5	28305120604
1/4"	8	L	M14x1.5	28305140804
1/4"	10	L	M16x1.5	28305161004
5/16"	10	L	M16x1.5	28305161005
3/8"	10	L	M16x1.5	28305161006
5/16"	12	L	M18x1.5	28305181205
3/8"	12	L	M18x1.5	28305181206
3/8"	15	L	M22x1.5	28305221506
1/2"	15	L	M22x1.5	28305221508
5/8"	18	L	M26x1.5	28305261810
3/4"	22	L	M30x2	28305302212
1"	28	L	M36x2	28305362816
1"1/4	35	L	M45x2	28305453520
1"1/2	42	L	M52x2	28305524224
1/4"	8	S	M16x1.5	28305160804
1/4"	10	S	M18x1.5	28305181004
5/16"	10	S	M18x1.5	28305181005
3/8"	10	S	M18x1.5	28305181006
5/16"	12	S	M20x1.5	28305201205
3/8"	12	S	M20x1.5	28305201206
3/8"	14	S	M22x1.5	28305221406
1/2"	16	S	M24x1.5	28305241608
5/8"	20	S	M30x2	28305302010
3/4"	20	S	M30x2	28305302012
3/4"	25	S	M36x2	28305362512
1"	25	S	M36x2	28305362516
1"	30	S	M42x2	28305423016
1"1/4	38	S	M52x2	28305523820

Hembras giratorias 45º una sola pieza Métricas cono 24º - DKO 45º

One piece Metric female cone 24º (45º Elbow)

Coude 45º femelle pré-sertie Métrique cono 24º

Femmina 45º compatta Metrica sede 24º



DN	TUBO PIPE	SERIE SERIES	ROSCA THREAD	Referencia Part nº
1/4"	6	L	M12x1.5	28306120604
1/4"	8	L	M14x1.5	28306140804
1/4"	10	L	M16x1.5	28306161004
5/16"	10	L	M16x1.5	28306161005
3/8"	10	L	M16x1.5	28306161006
5/16"	12	L	M18x1.5	28306181205
3/8"	12	L	M18x1.5	28306181206
1/2"	15	L	M22x1.5	28306221508
5/8"	18	L	M26x1.5	28306261810
3/4"	22	L	M30x2	28306302212
1"	28	L	M36x2	28306362816
1"1/4	35	L	M45x2	28306453520
1"1/2	42	L	M52x2	28306524224
1/4"	8	S	M16x1.5	28306160804
1/4"	10	S	M18x1.5	28306181004
5/16"	12	S	M20x1.5	28306201205
3/8"	12	S	M20x1.5	28306201206
3/8"	14	S	M22x1.5	28306221406
1/2"	16	S	M24x1.5	28306241608
5/8"	20	S	M30x2	28306302010
3/4"	20	S	M30x2	28306302012
3/4"	25	S	M36x2	28306362512
1"	25	S	M36x2	28306362516
1"	30	S	M42x2	28306423016
1"1/4	38	S	M52x2	28306523820

Orientable una sola pieza Métrico Recto

One piece Banjo metric

Banjo droit pré-serti Métrique

Raccordo ad occhio Metrico compatto



DN	Ø	Referencia Part nº
1/4"	M10x1	281161004
1/4"	M12x1.5	281161204
1/4"	M14x1.5	281161404
5/16"	M14x1.5	281161405
3/8"	M14x1.5	281161406
5/16"	M16x1.5	281161605
3/8"	M16x1.5	281161606
3/8"	M18x1.5	281161806
1/2"	M18x1.5	281161808
1/2"	M22x1.5	281162208
5/8"	M22x1.5	281162210
3/4"	M30x2	281163012

CONEXIONES SERIE 43 UNA SOLA PIEZA 1SN / R1AT / 2SN / R2AT / R16 / 2SC / 3TE / R17


One piece fittings 43 Series 1SN / R1AT / 2SN / R2AT / R16 / 2SC / 3TE / R17
 Embouts pré-sertis Série 43 1SN / R1AT / 2SN / R2AT / R16 / 2SC / 3TE / R17
 Raccordi un pezzo Serie 43 1SN / R1AT / 2SN / R2AT / R16 / 2SC / 3TE / R17

Hembras giratorias una sola pieza Métricas cono 24° / 60°

One piece Female metric swivel 24° / 60° cone

Femelle tournante pré-sertie Métrique cône 24° - 60°

Femmina Metrica Girevole Multiseal compatta 24° / 60°



DN	TUBO PIPE	ROSCA THREAD	Referencia Part n°
1/4"	8L	M14X1.5	284049511
1/4"	10L	M16X1.5	284049520
5/16"	10L	M16X1.5	284049523
3/8"	10L	M16X1.5	284049524
5/16"	12L	M18X1.5	284049525
3/8"	12L	M18X1.5	284049535
3/8"	15L	M22X1.5	284049552
1/2"	15L	M22X1.5	284049555
5/8"	18L	M26X1.5	284049571

Hembras giratorias 90° una sola pieza Métricas cono 24° / 60°

One piece Female metric swivel 24° / 60° cone (90° Elbow)

Femelle tournante coude 90° pré-sertie Métrique cône 24° - 60°

Femmina Metrica Girevole a 90° Multiseal compatta 24° / 60°



DN	TUBO PIPE	ROSCA THREAD	Referencia Part n°
1/4"	8L	M14X1.5	284059511
1/4"	10L	M16X1.5	284059520
5/16"	10L	M16X1.5	284059523
3/8"	10L	M16X1.5	284059524
5/16"	12L	M18X1.5	284059525
3/8"	12L	M18X1.5	284059535
3/8"	15L	M22X1.5	284059552
1/2"	15L	M22X1.5	284059555
5/8"	18L	M26X1.5	284059571

Hembras giratorias 45° una sola pieza Métricas cono 24° / 60°

One piece Female metric swivel 24° / 60° cone (45° Elbow)

Femelle tournante coude 45° pré-sertie Métrique cône 24° - 60°

Femmina Metrica Girevole a 45° Multiseal compatta 24° / 60°



DN	TUBO PIPE	ROSCA THREAD	Referencia Part n°
1/4"	8L	M14X1.5	284069511
5/16"	10L	M16X1.5	284069523
3/8"	10L	M16X1.5	284069524
5/16"	12L	M18X1.5	284069525
3/8"	12L	M18X1.5	284069535
1/2"	15L	M22X1.5	284069555
5/8"	18L	M26X1.5	284069571

Espiga lisa recta una sola pieza Métrica

One piece Metric standpipe

Embout lisse droit pré-serti Métrique

Estremità tubolare diritta Metrica compatta



DN	TUBO PIPE	Referencia Part n°
1/4"	6	281580604
1/4"	8	281580804
5/16"	8	281580805
1/4"	10	281581004
5/16"	10	281581005
3/8"	10	281581006
1/4"	12	281581204
5/16"	12	281581205
3/8"	12	281581206
1/2"	12	281581208
3/8"	14	281581406
1/2"	14	281581408
3/8"	15	281581506
1/2"	15	281581508
1/2"	16	281581608
1/2"	18	281581808
5/8"	18	281581810
3/4"	20	281582012
3/4"	22	281582212
1"	25	281582516
1"	28	281582816
1"	30	281583016
1"1/4	35	281583520
1"1/2	42	281584224

Hembras giratorias rectas una sola pieza Komatsu cono 60°

One piece Komatsu swivel female 60° cone

Femelle tournante droite Komatsu pré-serti Métrique (cône 60°)

Femmina Komatsu sede 60° compatta



DN	ROSCA THREAD	Referencia Part n°
1/4"	M14X1.5	288049625
3/8"	M18X1.5	288049635
1/2"	M22X1.5	288049655
5/8"	M24X1.5	288049665
3/4"	M30X1.5	288049684
1"	M33X1.5	288049685

Espigas de prensar dobles una sola pieza

One piece Double crimp standpipe

Embout double jonction pré-serti

Giunzione tubo-tubo compatta



DN	Referencia Part n°
1/4"	283000404
5/16"	283000505
3/8"	283000606
1/2"	283000808
3/4"	283001212
1"	283001616

CONEXIONES SERIE 43 UNA SOLA PIEZA 1SN / R1AT / 2SN / R2AT / R16 / 2SC / 3TE / R17

One piece fittings 43 Series 1SN / R1AT / 2SN / R2AT / R16 / 2SC / 3TE / R17
 Embouts pré-sertis Série 43 1SN / R1AT / 2SN / R2AT / R16 / 2SC / 3TE / R17
 Raccordi un pezzo Serie 43 1SN / R1AT / 2SN / R2AT / R16 / 2SC / 3TE / R17

Hembras giratorias rectas una sola pieza rosca BSP cono 60°

One piece BSP female 60° cone

Femelle pré-sertie BSP cone 60°

Femmina diritta compatta BSP sede 60°




DN	ROSCA THREAD	Referencia Part n°
1/4"	1/8" BSP	281000204
3/16"	1/4" BSP	281000403
1/4"	1/4" BSP	281000404
5/16"	1/4" BSP	281000405
3/8"	1/4" BSP	281000406
1/4"	3/8" BSP	281000604
5/16"	3/8" BSP	281000605
3/8"	3/8" BSP	281000606
1/2"	3/8" BSP	281000608
1/4"	1/2" BSP	281000804
3/8"	1/2" BSP	281000806
1/2"	1/2" BSP	281000808
5/8"	1/2" BSP	281000810
1/2"	5/8" BSP	281001008
5/8"	3/4" BSP	NEW 281001210
5/8"	5/8" BSP	281001010
1/2"	3/4" BSP	281001208
3/4"	3/4" BSP	281001212
3/4"	1" BSP	281001612
1"	1" BSP	281001616

Hembras giratorias rectas una sola pieza rosca BSP cono 60° doble hexagonal

One piece double hexagonal BSP female 60° cone

Femelle pré-sertie BSP cone 60° double hexagonal

Femmina diritta compatta BSP sede 60° doppio esagono



DN	ROSCA THREAD	Referencia Part n°
1/4"	1/4" BSP	284000404
5/16"	3/8" BSP	284000605
3/8"	3/8" BSP	284000606
1/2"	1/2" BSP	284000808
3/4"	3/4" BSP	284001212
1"	1" BSP	284001616
1"1/4"	1"1/4 BSP	284002020
1"1/2"	1"1/2 BSP	284002424
2"	2" BSP	284003232

Hembras giratorias 90° una sola pieza BSP cono 60° (compactas)

One piece BSP Swivel female 60° cone compact (90° Elbow)

Coûde 90° femelle tournante pré-serti compact gaz cyl BSP 60°

Femmina a 90° compatta BSP sede 60° (compatta)



DN	ROSCA THREAD	Referencia Part n°
1/4"	1/4" BSP	281270404
3/8"	3/8" BSP	281270606
1/2"	1/2" BSP	281270808
3/4"	3/4" BSP	281271212

Hembras giratorias 90° una sola pieza rosca BSP cono 60°

One piece BSP female cone 60° (90° Elbow)

Coûde 90° femelle pré-sertie BSP cone 60°

Femmina 90° compatta BSP sede 60°



DN	ROSCA THREAD	Referencia Part n°
1/4"	1/8" BSP	281070204
1/4"	1/4" BSP	281070404
1/4"	3/8" BSP	281070604
5/16"	3/8" BSP	281070605
3/8"	3/8" BSP	281070606
1/4"	1/2" BSP	281070804
3/8"	1/2" BSP	281070806
1/2"	1/2" BSP	281070808
1/2"	5/8" BSP	281071008
5/8"	5/8" BSP	281071010
1/2"	3/4" BSP	281071208
5/8"	3/4" BSP	281071210
3/4"	3/4" BSP	281071212
3/4"	1" BSP	281071612
1"	1" BSP	281071616

Hembras giratorias 45° una sola pieza rosca BSP cono 60°

One piece BSP female 60° cone (45° Elbow)

Coûde 45° femelle pré-sertie BSP cone 60°

Femmina 45° compatta BSP sede 60°



DN	ROSCA THREAD	Referencia Part n°
1/4"	1/8" BSP	281080204
1/4"	1/4" BSP	281080404
1/4"	3/8" BSP	281080604
5/16"	3/8" BSP	281080605
3/8"	3/8" BSP	281080606
3/8"	1/2" BSP	281080806
1/2"	1/2" BSP	281080808
1/2"	5/8" BSP	281081008
5/8"	5/8" BSP	281081010
5/8"	3/4" BSP	281081210
3/4"	3/4" BSP	281081212
3/4"	1" BSP	281081612
1"	1" BSP	281081616

CONEXIONES SERIE 43 UNA SOLA PIEZA 1SN / R1AT / 2SN / R2AT / R16 / 2SC / 3TE / R17

One piece fittings 43 Series 1SN / R1AT / 2SN / R2AT / R16 / 2SC / 3TE / R17
 Embouts pré-sertis Série 43 1SN / R1AT / 2SN / R2AT / R16 / 2SC / 3TE / R17
 Raccordi un pezzo Serie 43 1SN / R1AT / 2SN / R2AT / R16 / 2SC / 3TE / R17

Hembras giratorias rectas una sola pieza rosca BSP cono 60° con junta tórica

One piece BSP female 60° cone +o'ring

Femelle pré-sertie BSP cone 60°+ o'ring

Femmina diritta compatta BSP sede 60°+o'ring



DN	ROSCA THREAD	Referencia Part n°
1/4"	1/4" BSP	281100404
3/8"	3/8" BSP	281100606
1/2"	1/2" BSP	281100808
5/8"	5/8" BSP	281101010
5/8"	3/4" BSP	281101210
3/4"	3/4" BSP	281101212
1"	1" BSP	281101616
1"	1"1/4 BSP	281102016
1" 1/4	1"1/4 BSP	281102020
1" 1/4	1" 1/2 BSP	281102420
1" 1/2	1" 1/2 BSP	281102424
1" 1/2	2" BSP	281103224
2"	2" BSP	281103232

Hembras giratorias 90° una sola pieza rosca BSP cono 60° con junta tórica

One piece BSP female cone 60° (90° Elbow) +o'ring

Coude 90° femelle pré-sertie BSP cone 60° +o'ring

Femmina 90° compatta BSP sede 60° +o'ring



DN	ROSCA THREAD	Referencia Part n°
1/4"	1/4" BSP	281170404
3/8"	3/8" BSP	281170606
1/2"	1/2" BSP	281170808
5/8"	5/8" BSP	281171010
3/4"	3/4" BSP	281171212
1"	1" BSP	281171616
1"	1" 1/4 BSP	281172016
1" 1/4	1"1/4 BSP	281172020
1" 1/4	1" 1/2 BSP	281172420
1" 1/2	1"1/2 BSP	281172424
2"	2" BSP	281173232

Hembras giratorias 45° una sola pieza rosca BSP cono 60° con junta tórica

One piece BSP female 60° cone (45° Elbow) +o'ring

Coude 45° femelle pré-sertie BSP cone 60° +o'ring

Femmina 45° compatta BSP sede 60° +o'ring



DN	ROSCA THREAD	Referencia Part n°
3/8"	3/8" BSP	281180606
1/2"	1/2" BSP	281180808
5/8"	5/8" BSP	281181010
3/4"	3/4" BSP	281181212
1"	1" BSP	281181616
1" 1/4	1"1/4 BSP	281182020
1" 1/2	1"1/2 BSP	281182424
2"	2" BSP	281183232

Hembras giratorias rectas una sola pieza BSP asiento plano

One piece BSP Swivel female flat seat

Femelle pré-sertie tournante fond plat BSP

Femmina diritta compatta BSP sede piana



DN	ROSCA THREAD	Referencia Part n°
1/4"	1/4" BSP	282000404
5/16"	3/8" BSP	282000605
3/8"	3/8" BSP	282000606
3/8"	1/2" BSP	282000806
1/2"	1/2" BSP	282000808
1/2"	3/4" BSP	282001208
3/4"	3/4" BSP	282001212
1"	1" BSP	282001616
1" 1/4	1"1/4 BSP	282002020
1" 1/2	1" 1/2 BSP	282002424

Hembras giratorias 90° una sola pieza BSP asiento plano

One piece BSP Swivel female flat seat (90° Elbow)

Embout pré-serti coude 90° femelle tournante fond plat BSP

Femmina a 90° compatta BSP sede 60° sede piana



DN	ROSCA THREAD	Referencia Part n°
1/4"	1/4" BSP	282070404
3/8"	3/8" BSP	282070606
1/2"	1/2" BSP	282070808
3/4"	3/4" BSP	282071212
1"	1" BSP	282071616

Macho rosca cilíndrica BSP una sola pieza asiento plano

One piece BSP Male flat seat

Mâle pré-serti fixe gaz cyl fond plat

Maschio BSP compatto cilindrico sede piana



DN	ROSCA THREAD	Referencia Part n°
1/4"	1/4" BSP	282120404
3/8"	3/8" BSP	282120606
3/8"	1/2" BSP	282120806
1/2"	1/2" BSP	282120808
3/4"	3/4" BSP	282121212
1"	1" BSP	282121616

CONEXIONES SERIE 43 UNA SOLA PIEZA 1SN / R1AT / 2SN / R2AT / R16 / 2SC / 3TE / R17

One piece fittings 43 Series 1SN / R1AT / 2SN / R2AT / R16 / 2SC / 3TE / R17
 Embouts pré-sertis Série 43 1SN / R1AT / 2SN / R2AT / R16 / 2SC / 3TE / R17
 Raccordi un pezzo Serie 43 1SN / R1AT / 2SN / R2AT / R16 / 2SC / 3TE / R17

Machos una sola pieza rosca cilíndrica BSP cono 60º

One piece BSP male 60º cone

Mâle pré-serti BSP cono 60º

Maschio compatto cilindrico BSP sede 60º



DN	ROSCA THREAD	Referencia Part nº	€
1/4"	1/8" BSP	281120204	
1/4"	1/4" BSP	281120404	
3/8"	1/4" BSP	281120406	
1/4"	3/8" BSP	281120604	
5/16"	3/8" BSP	281120605	
3/8"	3/8" BSP	281120606	
1/2"	3/8" BSP	281120608	
1/4"	1/2" BSP	281120804	
3/8"	1/2" BSP	281120806	
1/2"	1/2" BSP	281120808	
1/2"	5/8" BSP	281121008	
5/8"	5/8" BSP	281121010	
1/2"	3/4" BSP	281121208	
5/8"	3/4" BSP	281121210	
3/4"	3/4" BSP	281121212	
3/4"	1" BSP	281121612	
1"	1" BSP	281121616	
1"	1"1/4 BSP	281122016	
1"1/4"	1"1/4 BSP	281122020	
1"1/2"	1"1/2 BSP	281122424	
2"	2" BSP	281123232	

Orientable una sola pieza BSP

One piece Banjo BSP

Embout pré-serti Banjo droit gaz

Raccordo ad occhio compatto BSP



DN	ROSCA THREAD	Referencia Part nº
1/4"	1/4" BSP	281110404
5/16"	1/4" BSP	281110405
3/8"	1/4" BSP	281110406
1/4"	3/8" BSP	281110604
5/16"	3/8" BSP	281110605
3/8"	3/8" BSP	281110606
1/2"	3/8" BSP	281110608
3/8"	1/2" BSP	281110806
1/2"	1/2" BSP	281110808
5/8"	5/8" BSP	281111010
1/2"	3/4" BSP	281111208
5/8"	3/4" BSP	281111210
3/4"	3/4" BSP	281111212
1"	1" BSP	281111616

Macho rosca cónica una sola pieza BSPT

One piece BSPT Male tapered

Mâle pré-serti fixe gaz conique BSPT

Maschio BSPT compatto conico



DN	ROSCA THREAD	Referencia Part nº
1/4"	1/8" BSPT	281140204
1/4"	1/4" BSPT	281140404
1/4"	3/8" BSPT	281140604
5/16"	3/8" BSPT	281140605
3/8"	3/8" BSPT	281140606
3/8"	1/2" BSPT	281140806
1/2"	1/2" BSPT	281140808
5/8"	3/4" BSPT	281141210
3/4"	3/4" BSPT	281141212
3/4"	1" BSPT	281141612
1"	1" BSPT	281141616
1"	1"1/4 BSPT	281142016
1"1/4"	1"1/4 BSPT	281142020
1"1/2"	1"1/2 BSPT	281142424
2"	2" BSPT	281143232

CONEXIONES SERIE BW UNA SOLA PIEZA R12 / 4SP / 4SH NO PELAR

One piece fittings BW series R12 / 4SP / 4SH NO SKIVE
 Embouts pré-sertis Série BW R12 / 4SP / 4SH sans dénuder
 Raccordi BW - 1 pezzo R12 / 4SP / 4SH senza spellatura

Macho JIC 37°

JIC 37° male

Mâle JIC 37°

Maschio JIC 37°



DN	ROSCA THREAD	Referencia Part n°
3/4"	1"1/16 12h UNF	681401712

Hembras giratorias rectas JIC 37° doble hexagono

JIC 37° swivel female

Femelle JIC 37°

Femmina diritta JIC 37°



DN	ROSCA THREAD	Referencia Part n°
3/4"	1"1/16 12h UNF	682421712
1"	1"5/16 12h UNF	682422116

Hembras giratorias 90° JIC 37°

JIC 37° swivel female (90° Elbow)

Coude 90° femelle JIC 37°

Femmina gir. 90° JIC 37°



DN	ROSCA THREAD	Referencia Part n°
3/4"	1"1/16 12h UNF	681381712

Hembras giratorias 45° JIC 37°

JIC 37° swivel female (45° Elbow)

Coude 45° femelle JIC 37°

Femmina gir. 45° JIC 37°



DN	ROSCA THREAD	Referencia Part n°
3/4"	1"1/16 12h UNF	681391712

Hembra giratoria 90° ORFS asiento plano

ORFS Swivel female (90° Elbow)

Coude 90° femelle ORFS

Femmina 90° ORFS



DN	ROSCA THREAD	Referencia Part n°
3/4"	1"3/16 12h UNF	689071212

Hembra giratoria 45° ORFS asiento plano

ORFS Swivel female (45° Elbow)

Coude 45° femelle ORFS

Femmina 45° ORFS



TUBO	ROSCA THREAD	Referencia Part n°
3/4"	1"3/16 12h UNF	689081212
1"	1"7/16 12h UNF	689081616

CONEXIONES SERIE BW UNA SOLA PIEZA R12 / 4SP / 4SH NO PELAR

One piece fittings BW series R12 / 4SP / 4SH NO SKIVE
 Embouts pré-sertis Série BW R12 / 4SP / 4SH sans dénuder
 Raccordi BW - 1 pezzo R12 / 4SP / 4SH senza spellatura

Brida recta SAE 3000 PSI

One piece 3000 PSI SAE Straight Flange/ Code 61

Bride SAE droite série 3000 PSI

Flangia diritta SAE 3000



DN	∅	Referencia Part n°
3/4"	38.1	681821212

Brida a 90° SAE 3000 PSI

One piece 3000 PSI SAE Flange (90° Elbow)/ Code 61

Bride SAE coude 90° série 3000 PSI

Flangia 90° SAE 3000



DN	∅	Referencia Part n°
3/4"	38.1	681831212
1"1/4	50.8	681832020

Brida a 45° SAE 3000 PSI

One piece 3000 PSI SAE Flange (45° Elbow)/ Code 61

Bride SAE coude 45° série 3000 PSI

Flangia 45° SAE 3000



DN	∅	Referencia Part n°
3/4"	38.1	681841212
1"	44.5	681841616
1"1/4	50.8	681842020

Brida recta SAE 6000 PSI

One piece 6000 PSI SAE Straight Flange/ Code 62

Bride SAE droite série 6000 PSI

Flangia diritta SAE 6000



DN	∅	Referencia Part n°
3/4"	41.3	682821212
1"	47.6	682821616

Brida a 90° SAE 6000 PSI

One piece 6000 PSI SAE Flange (90° Elbow)/ Code 62

Bride SAE coude 90° série 6000 PSI

Flangia 90° SAE 6000



DN	∅	Referencia Part n°
3/4"	41.3	682831212
1"	47.6	682831616

Brida a 45° SAE 6000 PSI

One piece 6000 PSI SAE Flange (45° Elbow)/ Code 62

Bride SAE coude 45° série 6000 PSI

Flangia 45° SAE 6000



DN	∅	Referencia Part n°
3/4"	41.3	682841212
1"	47.6	682841616

CONEXIONES SERIE BW UNA SOLA PIEZA R12 / 4SP / 4SH NO PELAR

One piece fittings BW series R12 / 4SP / 4SH NO SKIVE
 Embouts pré-sertis Série BW R12 / 4SP / 4SH sans dénuder
 Raccordi BW - 1 pezzo R12 / 4SP / 4SH senza spellatura

Hembras giratorias 90° Métricas cono 24° con junta tórica

Metric swivel female 24° seat with o'ring (90° Elbow)

Coude 90° femelle Métrique 24° avec o'ring

Femmina Metrica 90° sede 24° con o'ring



DN	ROSCA THREAD	Referencia Part n°
3/4"	M36X2	68205362512
1"1/4	M52X2	68205523820

Hembras giratorias 45° Métricas cono 24° con junta tórica

Metric swivel female 24° seat with o'ring (45° Elbow)

Coude 45° femelle Métrique 24° avec o'ring

Femmina Metrica 45° sede 24° con o'ring



DN	ROSCA THREAD	Referencia Part n°
3/4"	M36X2	68206362512

Machos fijos Métricos cono 24°

Metric male stud 24° cone

Mâle Métrique cono 24°

Maschio Metrico sede 24°



DN	ROSCA THREAD	Referencia Part n°
3/4"	M36X2	68203362512
1"	M42X2	68203423016

Hembras giratorias rectas BSP cono 60°

BSP Swivel female 60° cone

Femelle tournante gaz cyl BSP 60°

Femmina diritta BSP sede 60°



DN	ROSCA THREAD	Referencia Part n°
3/4"	3/4" BSP	681101212

Hembras giratorias 90° BSP cono 60°

BSP Swivel female 60° cone (90° Elbow)

Coude 90° femelle tournante gaz cyl BSP 60°

Femmina a 90° BSP sede 60°



DN	ROSCA THREAD	Referencia Part n°
3/4"	3/4" BSP	681071212
1"	1" BSP	681071616
1"1/4	1"1/4 BSP	681072020

Hembras giratorias 45° BSP cono 60°

BSP Swivel female 60° cone (45° Elbow)

Hembras giratorias 45° BSP cono 60°

Femmina a 45° BSP sede 60°



DN	ROSCA THREAD	Referencia Part n°
3/4"	3/4" BSP	681081212
1"1/4	1"1/4 BSP	681082020

Macho BSP cono 60°

BSP Male 60°

Mâle gaz cylindrique BSP 60°

Maschio BSP cilindrico sede 60°



DN	ROSCA THREAD	Referencia Part n°
1"	1" BSP	681121616
1"1/4	1"1/4 BSP	681122020

CONEXIONES UNA SOLA PIEZA SERIE BWS 3SP/4SP/R12/4SH NO PELAR

One piece fittings BWS SERIES 3SP/4SP/R12/4SH NO SKIVE
 Embouts pré-sertis BWS 3SP/4SP/R12/4SH Sans dénuder
 Raccordi compatti serie BWS R12/4SP/4SH Serie BW senza spellatura

R13 & R15 - Ø 3/4" - 1"

Machos una sola pieza rosca JIC 37º

NEW

One piece JIC 37º male

Mâle pré-serti JIC 37º

Maschio compatto JIC sede 37º



DN	ROSCA THREAD	Referencia Part nº
3/8"	9/16" 18h UNF	581400906
1/2"	3/4" 16h UNF	581401208
5/8"	7/8" 14h UNF	581401410
3/4"	1"1/16 12h UN	581401712
1"	1"5/16 12h UN	581402116
1"1/4	1"5/8 12h UN	581402620
1"1/2	1"7/8 12 UN	581403024
2"	2"1/2 12h UN	581404032

Hembras giratorias 45º una sola pieza JIC 37º

NEW

One piece JIC 37º Swivel female (45º Elbow)

Coude 45º femelle pré-sertie JIC 37º

Femmina 45º compatta JIC 37º



DN	ROSCA THREAD	Referencia Part nº
3/8"	9/16" 18h UNF	581390906
1/2"	3/4" 16h UNF	581391208
5/8"	7/8" 14h UNF	581391410
3/4"	1"1/16 12h UN	581391712
1"	1"5/16 12h UN	581392116
1"1/4	1"5/8 12h UN	581392620
1"1/2	1"7/8 12 UN	581393024
2"	2"1/2 12h UN	581394032

Hembras giratorias rectas una sola pieza JIC 37º

NEW

One piece JIC 37º Swivel female

Femelle pré-sertie JIC 37º

Femmina diritta compatta JIC 37º



DN	ROSCA THREAD	Referencia Part nº
3/8"	9/16" 18h UNF	581420906
1/2"	3/4" 16h UNF	581421208
5/8"	7/8" 14h UNF	581421410
3/4"	1"1/16 12h UN	581421712
1"	1"5/16 12h UN	581422116
1"1/4	1"5/8 12h UN	581422620
1"1/2	1"7/8 12 UN	581423024
2"	2"1/2 12h UN	581424032

Hembras giratorias rectas una sola pieza JIC 37º doble hexagonal

NEW

One piece double hexagonal JIC 37º Swivel female

Femelle pré-sertie JIC 37º double hexagonal

Femmina diritta JIC 37º doppio esagono



DN	ROSCA THREAD	Referencia Part nº
3/8"	9/16" 18h UNF	582420906
1/2"	3/4" 16h UNF	582421208
3/4"	1"1/16 12h UN	582421712
1"	1"5/16 12h UN	582422116
1"1/4	1"5/8 12h UN	582422620
1"1/2	1"7/8 12 UN	582423024
2"	2"1/2 12h UN	582424032

Hembras giratorias 90º una sola pieza JIC 37º

NEW

One piece JIC 37º Swivel female (90º Elbow)

Coude 90º femelle pré-sertie JIC 37º

Femmina 90º compatta JIC 37º



DN	ROSCA THREAD	Referencia Part nº
3/8"	9/16" 18h UNF	581380906
1/2"	3/4" 16h UNF	581381208
5/8"	7/8" 14h UNF	581381410
3/4"	1"1/16 12h UN	581381712
1"	1"5/16 12h UN	581382116
1"1/4	1"5/8 12h UN	581382620
1"1/2	1"7/8 12 UN	581383024
2"	2"1/2 12h UN	581384032

CONEXIONES UNA SOLA PIEZA SERIE BWS 3SP/4SP/R12/4SH NO PELAR

One piece fittings BWS SERIES 3SP/4SP/R12/4SH NO SKIVE

Embouts pré-sertis BWS 3SP/4SP/R12/4SH Sans dénuder

Raccordi compatti serie BWS R12/4SP/4SH Serie BW senza spellatura

Hembras giratorias rectas una sola pieza ORFS



One piece ORFS Swivel female

Femelle pré-sertie ORFS

Femmina diritta compatta ORFS



DN	ROSCA THREAD	Referencia Part n°
3/8"	11/16" 16h UNF	589000606
1/2"	13/16" 16h UNF	589000808
5/8"	1" 14h UNF	589001010
3/4"	1"3/16 12h UNF	589001212
1"	1"7/16 12h UNF	589001616
1"1/4	1"11/16 12h UNF	589002020
1"1/2	2" 12h UNF	589002424

Hembras giratorias 90º una sola pieza ORFS



One piece ORFS Swivel female (90° Elbow)

Coude 90° femelle pré-sertie ORFS

Femmina 90° compatta ORFS



DN	ROSCA THREAD	Referencia Part n°
3/8"	11/16" 16h UNF	589070606
1/2"	13/16" 16h UNF	589070808
5/8"	1" 14h UNF	589071010
3/4"	1"3/16 12h UNF	589071212
1"	1"7/16 12h UNF	589071616
1"1/4	1"11/16 12h UNF	589072020
1"1/2	2" 12h UNF	589072424

Hembras giratorias 45º una sola pieza ORFS



One piece ORFS Swivel female (45° Elbow)

Coude 45° femelle pré-sertie ORFS

Femmina 45° compatta ORFS



DN	ROSCA THREAD	Referencia Part n°
3/8"	11/16" 16h UNF	589080606
1/2"	13/16" 16h UNF	589080808
5/8"	1" 14h UNF	589081010
3/4"	1"3/16 12h UNF	589081212
1"	1"7/16 12h UNF	589081616
1"1/4	1"11/16 12h UNF	589082020
1"1/2	2" 12h UNF	589082424

Machos una sola pieza ORFS



One piece ORFS male

Mâle pré-serti ORFS

Maschio compatto ORFS



DN	ROSCA THREAD	Referencia Part n°
3/8"	11/16" 16h UN	589120606
1/2"	13/16" 16h UN	589120808
5/8"	1" 14h UNS	589121010
3/4"	1"3/16 12h UN	589121212
1"	1"7/16 12h UN	589121616
1"1/4	1"11/16 12h UN	589122020

Hembras giratorias rectas una sola pieza rosca NPSM cono 60º



One piece NPSM Swivel female 60° cone

Femelle pré-sertie NPSM cone 60°

Femmina diritta compatta NPSM sede 60°



DN	ROSCA THREAD	Referencia Part n°
3/8"	3/8" NPT	582610606
1/2"	1/2" NPT	582610808
3/4"	3/4" NPT	582611212
1"	1" NPT	582611616

Machos una sola pieza rosca cónica NPT



One piece NPT male pipe straight

Mâle pré-serti NPT

Maschio compatto conico NPT



DN	ROSCA THREAD	Referencia Part n°
3/8"	3/8" NPT	581610606
1/2"	1/2" NPT	581610808
3/4"	3/4" NPT	581611212
1"	1" NPT	581611616
1"1/4	1"1/4 NPT	581612020
1"1/2	1"1/2 NPT	581612424
2"	2" NPT	581613232

CONEXIONES UNA SOLA PIEZA SERIE BWS 3SP/4SP/R12/4SH NO PELAR

One piece fittings BWS SERIES 3SP/4SP/R12/4SH NO SKIVE

Embouts pré-sertis BWS 3SP/4SP/R12/4SH Sans dénuder

Raccordi compatti serie BWS R12/4SP/4SH Serie BW senza spellatura

Bridas rectas una sola pieza SAE 3000 PSI



One piece 3000 PSI SAE Straight Flange / Code 61

Bride SAE droite pré-sertie série 3000 PSI

Flangia diritta compatta SAE 3000 PSI



DN	∅	Referencia Part n°
1/2"	30.2	581820808
3/4"	38.1	581821212
1"	44.5	581821616
1"1/4	50.8	581822020
1"1/2	60.3	581822424
2"	71.4	581823232

Bridas rectas una sola pieza SAE 6000 PSI



One piece 6000 PSI SAE Straight Flange / Code 62

Bride SAE droite pré-sertie série 6000 PSI

Flangia diritta compatta SAE 6000 PSI



DN	∅	Referencia Part n°
1/2"	31.8	582820808
3/4"	41.3	582821212
1"	47.6	582821616
1"1/4	54.0	582822020
1"1/2	63.5	582822424
2"	79.4	582823232

Bridas 90º una sola pieza SAE 3000 PSI



One piece 3000 PSI SAE Flange (90º Elbow)/ Code 61

Bride SAE coude 90º pré-sertie série 3000 PSI

Flangia 90º compatta SAE 3000 PSI



DN	∅	Referencia Part n°
1/2"	30.2	581830808
3/4"	38.1	581831212
1"	44.5	581831616
1"1/4	50.8	581832020
1"1/2	60.3	581832424
2"	71.4	581833232

Bridas 90º una sola pieza SAE 6000 PSI



One piece 6000 PSI SAE Flange (90º Elbow)/ Code 62

Bride SAE coude 90º pré-sertie série 6000 PSI

Flangia 90º compatta SAE 6000 PSI



DN	∅	Referencia Part n°
1/2"	31.8	582830808
3/4"	41.3	582831212
1"	47.6	582831616
1"1/4	54.0	582832020
1"1/2	63.5	582832424

Bridas 45º una sola pieza SAE 3000 PSI



One piece 3000 PSI SAE Flange (45º Elbow)/ Code 61

Bride SAE coude 45º pré-sertie série 3000 PSI

Flangia 45º compatta SAE 3000 PSI



DN	∅	Referencia Part n°
1/2"	30.2	581840808
3/4"	38.1	581841212
1"	44.5	581841616
1"1/4	50.8	581842020
1"1/2	60.3	581842424
2"	71.4	581843232

Bridas 45º una sola pieza SAE 6000 PSI



One piece 6000 PSI SAE Flange (45º Elbow)/ Code 62

Bride SAE coude 45º pré-sertie série 6000 PSI

Flangia 45º compatta SAE 6000 PSI



DN	∅	Referencia Part n°
1/2"	31.8	582840808
3/4"	41.3	582841212
1"	47.6	582841616
1"1/4	54.0	582842020
1"1/2	63.5	582842424
2"	79.4	582843232

CONEXIONES UNA SOLA PIEZA SERIE BWS 3SP/4SP/R12/4SH NO PELAR

One piece fittings BWS SERIES 3SP/4SP/R12/4SH NO SKIVE

Embouts pré-sertis BWS 3SP/4SP/R12/4SH Sans dénuder

Raccordi compatti serie BWS R12/4SP/4SH Serie BW senza spellatura

Hembras giratorias rectas una sola pieza rosca BSP cono 60° con junta tórica **NEW**

One piece BSP female 60° cone +o'ring

Femelle pré-sertie BSP cone 60°+o'ring

Femmina diritta compatta BSP sede 60°+o'ring



DN	ROSCA THREAD	Referencia Part n°
3/4"	3/4" BSP	581101212
1"	1" BSP	581101616
1"1/4	1"1/4 BSP	581102020
1"1/2	1"1/2 BSP	581102424
2"	2" BSP	581103232

Hembras giratorias 90° una sola pieza rosca BSP cono 60° con junta tórica **NEW**

One piece BSP female cone 60° (90° Elbow) +o'ring

Coude 90° femelle pré-sertie BSP cone 60° +o'ring

Femmina 90° compatta BSP sede 60° +o'ring



DN	ROSCA THREAD	Referencia Part n°	€
3/8"	3/8" BSP	581170606	
1/2"	1/2" BSP	581170808	
5/8"	5/8" BSP	581171010	
3/4"	3/4" BSP	581171212	
1"	1" BSP	581171616	
1"1/4	1"1/4 BSP	581172020	
1"1/2	1"1/2 BSP	581172424	
2"	2" BSP	581173232	

Hembras giratorias 45° una sola pieza rosca BSP cono 60° con junta tórica **NEW**

One piece BSP female 60° cone (45° Elbow) +o'ring

Coude 45° femelle pré-sertie BSP cone 60° +o'ring

Femmina 45° compatta BSP sede 60° +o'ring



DN	ROSCA THREAD	Referencia Part n°
1"1/4	1"1/4 BSP	581182020
1"1/2	1"1/2 BSP	581182424
2"	2" BSP	581183232

Machos una sola pieza rosca cilíndrica BSP cono 60° **NEW**

One piece BSP male 60° cone

Mâle pré-serti BSP cone 60°

Maschio compatto cilindrico BSP sede 60°



DN	ROSCA THREAD	Referencia Part n°
3/8"	3/8" BSP	581120606
1/2"	1/2" BSP	581120808
3/4"	3/4" BSP	581121212
1"	1" BSP	581121616
1"1/4	1"1/4 BSP	581122020
1"1/2	1"1/2 BSP	581122424
2"	2" BSP	581123232

Hembras giratorias rectas una sola pieza rosca BSP cono 60° doble hexagonal **NEW**

One piece double hexagonal BSP female 60° cone

Femelle pré-sertie BSP cone 60° double hexagonal

Femmina diritta compatta BSP sede 60° doppio esagono



DN	ROSCA THREAD	Referencia Part n°
3/8"	3/8" BSP	584000606
1/2"	1/2" BSP	584000808
3/4"	3/4" BSP	584001212
1"	1" BSP	584001616
1"1/4	1"1/4 BSP	584002020
1"1/2	1"1/2 BSP	584002424
2"	2" BSP	584003232

Hembras giratorias rectas una sola pieza rosca BSP asiento plano **NEW**

One piece BSP female flat seat

Femelle pré-sertie BSP fond plat

Femmina diritta compatta BSP sede piana



DN	ROSCA THREAD	Referencia Part n°
3/8"	3/8" BSP	582000606
1/2"	1/2" BSP	582000808
3/4"	3/4" BSP	582001212
1"	1" BSP	582001616
1"1/4	1"1/4 BSP	582002020
1"1/2	1"1/2 BSP	582002424

CONEXIONES UNA SOLA PIEZA SERIE BWS 3SP/4SP/R12/4SH NO PELAR

One piece fittings BWS SERIES 3SP/4SP/R12/4SH NO SKIVE

Embouts pré-sertis BWS 3SP/4SP/R12/4SH Sans dénuder

Raccordi compatti serie BWS R12/4SP/4SH Serie BW senza spellatura

Hembras giratorias rectas una sola pieza rosca Métrica cono 24° - DKO



One piece Metric female cono 24°

Femelle pré-sertie Métrique cono 24°

Femmina diritta compatta Metrica sede 24°



DN	TUBO PIPE	SERIE SERIES	ROSCA THREAD	Referencia Part n°
3/8"	10	L	M16x1.5	58804161006
3/8"	12	L	M18x1.5	58804181206
3/8"	15	L	M22x1.5	58804221506
1/2"	15	L	M22x1.5	58804221508
1/2"	18	L	M26x1.5	58804261808
5/8"	18	L	M26x1.5	58804261810
3/4"	22	L	M30x2	58804302212
1"	28	L	M36x2	58804362816
1 1/4"	35	L	M45x2	58804453520
1 1/2"	42	L	M52x2	58804524224
3/8"	12	S	M20x1.5	58804201206
1/2"	16	S	M24x1.5	58804241608
5/8"	20	S	M30x2	58804302010
3/4"	20	S	M30x2	58804302012
3/4"	25	S	M36x2	58804362512
1"	30	S	M42x2	58804423016
1 1/4"	38	S	M45x2	58804523820

Hembras giratorias 45° una sola pieza Métricas cono 24° - DKO 45°



One piece Metric female cono 24° (45° Elbow)

Coude 45° femelle pré-sertie Métrique cono 24°

Femmina 45° compatta Metrica sede 24°



DN	TUBO PIPE	SERIE SERIES	ROSCA THREAD	Referencia Part n°
3/8"	10	L	M16x1.5	58306161006
3/8"	12	L	M18x1.5	58306181206
1/2"	15	L	M22x1.5	58306221508
5/8"	18	L	M26x1.5	58306261810
3/4"	22	L	M30x2	58306302212
1"	28	L	M36x2	58306362816
1 1/4"	35	L	M45x2	58306453520
1 1/2"	24	L	M52x2	58306524224
3/8"	12	S	M20x1.5	58306201206
1/2"	16	S	M24x1.5	58306241608
5/8"	20	S	M30x2	58306302010
3/4"	20	S	M30x2	58306302012
3/4"	25	S	M36x2	58306362512
1"	30	S	M42x2	58306423016
1 1/4"	38	S	M45x2	58306523820

Hembras giratorias 90° una sola pieza Métricas cono 24° - DKO 90°



One piece Metric female cono 24° (90° Elbow)

Coude 90° femelle pré-sertie Métrique cono 24°

Femmina 90° compatta Metrica sede 24°



DN	TUBO PIPE	SERIE SERIES	ROSCA THREAD	Referencia Part n°
3/8"	10	L	M16x1.5	58305161006
3/8"	12	L	M18x1.5	58305181206
1/2"	15	L	M22x1.5	58305221508
5/8"	18	L	M26x1.5	58305261810
3/4"	22	L	M30x2	58305302212
1"	28	L	M36x2	58305362816
1 1/4"	35	L	M45x2	58305453520
1 1/2"	42	L	M52x2	58305524224
3/8"	15	S	M20x1.5	58305201206
1/2"	16	S	M24x1.5	58305241608
5/8"	20	S	M30x2	58305302010
3/4"	20	S	M30x2	58305302012
3/4"	25	S	M36x2	58305362512
1"	30	S	M42x2	58305423016
1 1/4"	38	S	M45x2	58305523820

Machos una sola pieza rosca Métrica cono 24°



One piece Metric male cono 24°


Mâle pré-serti Métrique cono 24°

Maschio compatto Metrico sede 24°



DN	TUBO PIPE	SERIE SERIES	ROSCA THREAD	Referencia Part n°
3/8"	10	L	M16x1.5	58203161006
3/8"	12	L	M18x1.5	58203181206
3/8"	15	L	M22x1.5	58203221506
1/2"	15	L	M22x1.5	58203221508
1/2"	18	L	M26x1.5	58203261808
5/8"	18	L	M26x1.5	58203261810
3/4"	22	L	M30x2	58203302212
1"	28	L	M36x2	58203362816
1 1/4"	35	L	M45x2	58203453520
1 1/2"	42	L	M52x2	58203524224
3/8"	12	S	M20x1.5	58203201206
1/2"	16	S	M24x1.5	58203241608
5/8"	20	S	M30x2	58203302010
3/4"	20	S	M30x2	58203302012
3/4"	25	S	M36x2	58203362512
1"	30	S	M42x2	58203423016
1 1/4"	38	S	M45x2	58203523820

BWS



**NO PELAR
NO SKIVE**



MAYOR VERSATILIDAD. 1 CASQUILLO - 4 MANGUERAS
GREATER VERSATILITY. 1 FERRULE - 4 HOSES

+



REDUCCIÓN DE STOCK. USO DE ESPIGA STD
STOCK OPTIMISATION. STD SERIES

+



MENOR TIEMPO DE MONTAJE. NO PELAR
REDUCES ASSEMBLY TIME. NO SKIVE

=



AHORRO ECONÓMICO.
ECONOMIC EFFICIENCY



BW+

NEW



**NO PELAR
NO SKIVE**



ALTA PRESIÓN
HIGH PRESSURE

1" 1/4 - 1" 1/2-2

R13 - R15

+



REDUCCIÓN DE STOCK. USO DE ESPIGA BW
STOCK OPTIMISATION. BW SERIES

+



MENOR TIEMPO DE MONTAJE. NO PELAR
REDUCES ASSEMBLY TIME. NO SKIVE



CONEXIONES UNA PIEZA SERIE BW+ R13/R15 NO PELAR

One piece fittings BW+ Series R13/R15 No Skive
Embouts R13/R15 Série BW+ Sans denuder
Raccordi R13/R15 Serie BW+ senza spellatura

R13 & R15 - Ø 3/4" - 1" BWS

Hembras giratorias rectas una sola pieza JIC 37º doble hexagonal

One piece double hexagonal JIC 37º Swivel female

Femelle pré-sertie JIC 37º double hexagonal

Femmina diritta compatta JIC 37º doppio esagono



DN	ROSCA THREAD	Referencia Part nº	€
1" 1/4	1" 5/8 12 UNF	692422620	*
1" 1/2	1" 7/8 12 UNF	692423024	*
2"	2" 1/2 12 UNF	692424032	*

Hembras giratorias 90º una sola pieza ORFS

One piece ORFS Swivel female (90º Elbow)

Coude 90º femelle pré-sertie ORFS

Femmina 90º compatta ORFS



DN	ROSCA THREAD	Referencia Part nº	€
1" 1/4	1" 11/16 12 UNF	699072020	*
1" 1/2	2" 12 UNF	699072424	*

Hembras giratorias 90º una sola pieza rosca JIC 37º

One piece JIC 37º Swivel female (90º Elbow)

Coude 90º femelle pré-sertie JIC 37º

Femmina gir. compatta 90º JIC 37º



DN	ROSCA THREAD	Referencia Part nº	€
1" 1/4	1" 5/8 12 UNF	691382620	*
1" 1/2	1" 7/8 12 UNF	691383024	*
2"	2" 1/2 12 UNF	691384032	*

Hembras giratorias 45º una sola pieza ORFS

One piece ORFS Swivel female (45º Elbow)

Coude 45º femelle pré-sertie ORFS

Femmina 45º compatta ORFS



DN	ROSCA THREAD	Referencia Part nº	€
1" 1/4	1" 11/16 12 UNF	699082020	*
1" 1/2	2" 12 UNF	699082424	*

Hembras giratorias 45º una sola pieza rosca JIC 37º

One piece JIC 37º Swivel female (45º Elbow)

Coude 45º femelle pré-sertie JIC 37º

Femmina gir. compatta 45º JIC 37º



DN	ROSCA THREAD	Referencia Part nº	€
1" 1/4	1" 5/8 12 UNF	691392620	*
1" 1/2	1" 7/8 12 UNF	691393024	*
2"	2" 1/2 12 UNF	691394032	*

Machos una sola pieza rosca JIC 37º C/J

One piece JIC 37º male with o'ring

Mâle pré-serti JIC 37º avec joint torique

Maschio compatto JIC 37º con o'ring



DN	ROSCA THREAD	Referencia Part nº	€
1" 1/4	1" 5/8 12 UNF	691402620	*
1" 1/2	1" 7/8 12 UNF	691403024	*
2"	2" 1/2 12 UNF	691404032	*

Hembras giratorias rectas una sola pieza ORFS doble hexagonal

One piece ORFS Swivel female straight double hexagonal

Femelle pré-sertie droite ORFS double hexagonale

Femmina diritta compatta ORFS doppio esagono



DN	ROSCA THREAD	Referencia Part nº	€
1" 1/4	1" 11/16 12 UNF	699012020	*
1" 1/2	2" 12 UNF	699012424	*

*Consultar / On request / Sur demande / Su richiesta

CONEXIONES UNA PIEZA SERIE BW+ R13/R15 NO PELAR

One piece fittings BW+ Series R13/R15 No Skive
Embouts R13/R15 Série BW+ Sans denuder
Raccordi R13/R15 Serie BW+ senza spellatura

Bridas recta SAE 6000 PSI



One piece 6000 PSI SAE Straight Flange / Code 62

Bride SAE droite pré-sertie série 6000 PSI

Flangia diritta compatta SAE 6000



DN	∅	Referencia Part n°	€
1"1/4	1"1/4	692822020	*
1"1/2	1"1/2	692822424	*
2"	2"	692823232	*

Bridas a 90° SAE 6000 PSI



One piece 6000 PSI SAE Flange (90° Elbow) / Code 62

Bride SAE coude 90° pré-sertie série 6000 PSI

Flangia 90° compatta SAE 6000



DN	∅	Referencia Part n°	€
1"1/4	1"1/4	692832020	*
1"1/2	1"1/2	692832424	*
2"	2"	692833232	*

Bridas a 45° SAE 6000 PSI



One piece 6000 PSI SAE Flange (45° Elbow) / Code 62

Bride SAE coude 45° pré-sertie série 6000 PSI

Flangia 45° compatta SAE 6000



DN	∅	Referencia Part n°	€
1"1/4	1"1/4	692842020	*
1"1/2	1"1/2	692842424	*
2"	2"	692843232	*

Machos cilíndricos una sola pieza BSP 60°



One piece BSP Male 60° cone

Mâle pré-serti gaz cylindrique BSP 60°

Maschio compatto BSP cilindrico sede 60°



DN	ROSCA THREAD	Referencia Part n°	€
1"1/4	1"1/4 BSP	691122020	*
1"1/2	1"1/2 BSP	691122424	*
2"	2" BSP	691123232	*

Hembras giratorias una sóla pieza BSP 60° con junta



One piece BSP Swivel female cone 60° with o'ring

Femelle BSP pré-sertie cone 60° with o'ring

Femmina diritta compatta BSP sede 60° con guarnizione



DN	ROSCA THREAD	Referencia Part n°	€
1" 1/4	1" 1/4	691102020	*
1" 1/2	1" 1/2	691102424	*
2"	2" BSP	691103232	*

Hembras giratorias 90° una sola pieza BSP 60° C/J



One piece BSP Swivel female 60° cone with o'ring (90° Elbow)

Coude 90° femelle pré-sertie BSP 60° avec o'ring

Femmina 90° compatta BSP sede 60° con o'ring



DN	ROSCA THREAD	Referencia Part n°	€
1"1/4	1"1/4 BSP	691172020	*
1"1/2"	1"1/2 BSP	691172424	*
2"	2" BSP	691173232	*

Hembras giratorias 45° una sola pieza BSP 60° C/J



One piece BSP Swivel female 60° cone with o'ring (45° Elbow)

Coude 45° femelle pré-sertie BSP 60° avec o'ring

Femmina 45° compatta BSP sede 60° con o'ring



DN	ROSCA THREAD	Referencia Part n°	€
1"1/4	1"1/4 BSP	691182020	*
1"1/2	1"1/2 BSP	691182424	*
2"	2" BSP	691183232	*

*Consultar / On request / Sur demande / Su richiesta

CONEXIONES PUSH ON

PUSH ON series fittings

Embouts PUSH ON

Raccordi serie PUSH ON

Hembras giratorias rectas rosca BSP cono 60°

NEW

BSP Swivel female 60° cone

Femelle tournante gaz cyl BSP 60°

Femmina diritta BSP sede 60°



DN	ROSCA THREAD	Referencia Part n°
1/4"	1/4" BSP	391000404
3/8"	3/8" BSP	391000606
1/2"	1/2" BSP	391000808
5/8"	5/8" BSP	391001010
3/4"	3/4" BSP	391001212
1"	1" BSP	391001616

Machos BSP 60°

NEW

BSP Male 60° cone

Mâle BSP cône 60°

Maschio BSP 60°



DN	ROSCA THREAD	Referencia Part n°
1/4"	1/4" BSP	391120404
3/8"	3/8" BSP	391120606
1/2"	1/2" BSP	391120808
5/8"	5/8" BSP	391121010
3/4"	3/4" BSP	391121212
1"	1" BSP	391121616


Hembras giratorias rectas JIC 37°

NEW

JIC Swivel female 37° cone

Femelle tournante droite JIC cône 37°

Femmina diritta JIC 37°



DN	ROSCA THREAD	Referencia Part n°
1/4"	7/16" 20 UNF	391420704
3/8"	9/16" 18 UNF	391420906
1/2"	3/4" 16 UNF	391421208
5/8"	7/8" 14 UNF	391421410
3/4"	1"1/16 12 UN	391421712
1"	1"5/16 12 UN	391422116

Machos JIC 37°

NEW

JIC 37° Male

Mâle JIC 37°

Maschio 37°



DN DN	ROSCA	Referencia Part n°
1/4"	7/16" 20 UNF	391400704
3/8"	9/16" 18 UNF	391400906
1/2"	3/4" 16 UNF	391401208
5/8"	7/8" 14 UNF	391401410
3/4"	1"1/16 12 UN	391401712
1"	1"5/16 12 UN	391402116


Machos rosca NPT

NEW

NPT Male

Mâle fixe NPT

Maschio conico NPT



DN	ROSCA THREAD	Referencia Part n°
1/4"	1/4" NPT	391610404
3/8"	3/8" NPT	391610606
1/2"	1/2" NPT	391610808
3/4"	3/4" NPT	391611212

Hembras giratorias rectas 24°

NEW

Metric Swivel female 24° cone

Femelle tournante droite 24°

Femmina diritta 24°



DN	TUBO PIPE	SERIE SERIES	ROSCA THREAD	Referencia Part n°
1/4"	8	L	M14X1.5	39804140804
3/8"	12	L	M18X1.5	39804181206
1/2"	15	L	M22X1.5	39804221508
3/4"	22	L	M30X2	39804302212

Machos rosca métrica 24°

NEW

24° Cone Male

Mâle fixe 24°

Maschio conico 24°



DN	TUBO PIPE	SERIE SERIES	ROSCA THREAD	Referencia Part n°
1/4"	8	L	M14X1.5	39203140804
3/8"	12	L	M18X1.5	39203181206
1/2"	22	L	M22X1.5	39203221508
3/4"	30	L	M30X2	39203302212

METROLOGÍA

Flow measuring
Test du circuit hydraulique
Test per circuiti idraulici



CONEXIONES SERIE MICRO-HOSE 114

Micro-hose fittings
Embouts manomètres
Raccordi per micro-tubi

RACORES DE CONTROL 116

Test couplings
Prises de pression
Prese di pressione

INSTRUMENTOS DE MEDICIÓN 120

Pressure and vacuum gauges
Manomètres et vacuomètres
Manometri e vacuometri

MEDIDORES DE CAUDAL 124

Flow tester
Débitmètres
Indicatori di flusso

CONEXIONES SERIE MICRO-HOSE

Micro-hose fittings
Embouts manomètres
Raccordi per micro-tubi

Mangueras para tomas de manómetro ▪ Hoses for check couplings for manometers ▪ Tuyaux capillaires mini-
mess ▪ Tubi per prese di pressione


114



MT010

Conexiones ▪ Crimp fittings ▪ Embouts à sertir minimess ▪ Raccordi a pressare

114



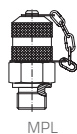
FLUIDAL

RACORES DE CONTROL

Test couplings
Prises de pression
Prese di pressione

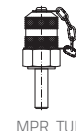
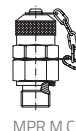
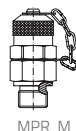
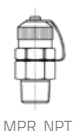
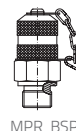
Tomas de presión 16x1.5 ▪ Check couplings for manometers 16x1.5 ▪ Prises de pression 16x1.5 ▪ Prese di pressione 16x1.5

116



Tomas de presión 16x2 ▪ Check couplings for manometers 16x2 ▪ Prises de pression 16x2 ▪ Prese di pressione 16x2

116



MPR C/J

MPR G

MPR BSPT

MPR NPT

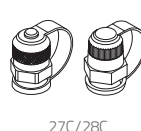
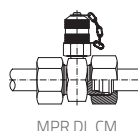
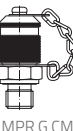
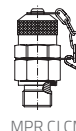

MPR M

MPR M CJ

MPR A

MPR TUB

MPR UNF



MPR TLM CM

MPR M CM

MPR CJ CM

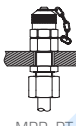
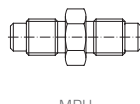
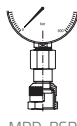
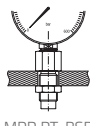
MPR G CM

MPR DL CM

27C/28C

Tomas de presión manómetros ▪ Accessoires and adaptors ▪ Accessoires et adaptateurs minimess ▪ Accessori e adattatori

118



MPR PT BSP

MPD BSP

MPD 90 BSP

MPU

MPR PT

Válvulas para manómetros ▪ Valves for manometers ▪ Valves pour manètres ▪ Valvole per manometri

119



FT290

FT291

FT299

INSTRUMENTOS DE MEDICIÓN

Pressure and vacuum gauges

Manomètres et vacuomètres

Manometri e vacuometri

Manómetros ▪ Pressure gauges ▪ Manomètres ▪ Manometri

| 120



Vacuómetros ▪ Vacuum gauges ▪ Vacuomètres ▪ Vacuometri

| 122



Termomanómetros ▪ Temperature- pressure gauge ▪ Thermo-manomètre ▪ Termomanometri

| 122



Manovacuómetros ▪ Manovacuumeter ▪ Manovacuumètre ▪ Manovacuumetri

| 122



Maletines de control de presión ▪ Check cases ▪ Équipements de mesure ▪ Valigetta per rilevamento di pressione

| 123



MEDIDORES DE CAUDAL

Flow tester
Débitmètres
Indicatori di flusso

Caudalímetros 250 bar ▪ Flow tester 250 bar ▪ Débitmètres 250 bar ▪ Flussostati 250 bar

| 124



WPB3A6H



WPB5A6H



WPB6A6H

Caudalímetros 300-420 bar ▪ Flow tester 300-420 bar ▪ Débitmètres 300-420 bar ▪ Flussostati 300-420 bar

| 124



FT5758



FT6068



FT5594

FLUIDAL

CONEXIONES SERIE MICRO-HOSE

Micro-hose fittings
Embouts manomètres
Raccordi per micro-tubi

Mangueras Minimess

Micro-Hose

Tuyaux Minimess

Micro-tubo per presa di pressione



Ø INNER Ø INT.	Part n° Referencia
2	MT01002

Casquillo manguera Minimess

Micro-hose ferrules

Jupe pour tuyau Minimess

Boccola per Micro-tubo




DN	Ø INNER Ø INT.	Ø OUTER Ø EXT.	Part n° Referencia
2	5.1	8	555010100

Hembra giratoria de control

Check Metric swivel female Micro-hose

Embout femelle tournante de control Métrique Minimess

Presa di pressione femmina



DN	THREAD ROSCA	Part n° Referencia
2	M16X1.5	555069521
2	M16X2	555069523

Codo 90° hembra giratoria de control

90° Swivel female check coupling

Coude 90° prise de pression femelle tournante

Presa di pressione femmina 90° girevole



DN	THREAD ROSCA	Part n° Referencia
2	M16X2	555169523

Hembra giratoria recta BSP

Straight swivel female BSP 60° cone Micro-hose

Embout femelle tournante gaz cyl BSP 60° Minimess

Femmina girevole BSP



DN	THREAD ROSCA	Part n° Referencia
2	1/8" BSP	555040202
2	1/4" BSP	555040404
2	3/8" BSP	555040606

Hembra asiento plano con junta manómetro

Swivel female flat seat with o'ring for manometer Micro-hose

Embout femelle tournante fond plat + o'ring pour manomètre Minimess

Femmina sede piana con o'ring per manometro



DN	THREAD ROSCA	Part n° Referencia
2	1/4" BSP	555050404
2	1/2" BSP	555050808

Codo 90° hembra asiento plano con junta manómetro

90° Swivel female flat seat with o'ring for manometer

Coude 90° prise de pression femelle fond plat avec o'ring

Presa di pressione femmina 90° faccia piana con o'ring per manometro



DN	THREAD ROSCA	Part n° Referencia
2	1/4" BSP	555150404

Hembra giratoria Métrica con junta

Metric swivel female with o'ring

Embout femelle tournante Métrique 24° pour raccord de control + o'ring minimess

Femmina Metrica 24° con o'ring



DN	PIPE TUBO	THREAD ROSCA	Part n° Referencia
2	6L	M12X1.5	555079510
2	6S	M14X1.5	555079511
2	8L	M14X1.5	555079512
2	8S	M16X1.5	555079523
2	10L	M16X1.5	555079525

Macho de control

Straight Micro-hose check male

Embout mâle manomètre

Presa di pressione maschio



DN	Part n° Referencia
2	555030325

Espiga lisa Métrica

Metric standpipe Micro-hose

Embout lisse Métrique Minimess

Estremità tubolare Metrica



DN	PIPE TUBO	Part n° Referencia
2	6	555070600
2	8	555070800

CONEXIONES SERIE MICRO-HOSE

Micro-hose fittings
Embout manomètres
Raccordi per micro-tubi

Espiga a 90º lisa Métrica

90º Metric standpipe Micro-hose

Embout lisse coude 90º Métrique Minimess

Estremitá tubolare a 90º Metrica




DN	PIPE TUBO	Part nº Referencia
2	6	555170600

Protector de polvo

Dust protector

Protecteur de poussière

Protezione per polvere



MATERIAL	Part nº Referencia
PLASTIC	54000000P

Hembra giratoria recta JIC 37º

Straight swivel female JIC 37º Micro-hose

Embout femelle tournante JIC 37º Minimess

Femmina diritta JIC 37º



DN	THREAD ROSCA	Part nº Referencia
2	7/16" 20h UNF	555090700
2	1/2" 20h UNF	555090800
2	9/16" 18h UNF	555090900

Orientable Métrico

Metric Banjo Micro-hose

Embout Banjo Métrique Minimess

Raccordo ad occhio Metrico



DN	Ø	Part nº Referencia
2	10	555081000

Macho NPT

Male NPT

Mâle NPT

Maschio NPT



DN	THREAD ROSCA	Part nº Referencia
2	1/8" NPT	555130200

Macho BSP

BSP Male

Mâle BSP

Maschio BSP



DN	THREAD ROSCA	Part nº Referencia
2	1/8" BSP	555020202
2	1/4" BSP	555020404

RACORES DE CONTROL

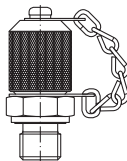
Test couplings
Prises de pression
Prese di pressione

Racor de control rosca Métrica DIN 3852 (tapón metálico)

Check coupling male metric thread (metallic cap)

Prise de pression métrique (capuchon métallique)

Presas di pressione Metrica DIN 3852 (tappo metallico)



THREAD ROSCA	DESCRIPTION DESCRIPCION	Part n° Referencia
M10X1	16x1.5	MPL M 10X1 CM

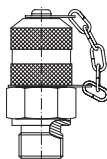
Otras figuras, consultar / For other designs, please consult us / Pour d'autres figures, consultez-nous figure, vi preghiamo di consultarci

Racor de control rosca BSP (tapón metálico)

Check coupling BSP (metallic cap)

Prise de pression BSP (capuchon métallique)

Presas di pressione BSP (tappo metallico)



THREAD ROSCA	DESCRIPTION DESCRIPCION	Part n° Referencia
1/8" BSP	16x1.5	MPL 1/8 G CM
1/4" BSP	16x1.5	MPL 1/4 G CM

Otras figuras, consultar / For other designs, please consult us / Pour d'autres figures, consultez-nous figure, vi preghiamo di consultarci

Racor de control rosca BSP con junta (tapón plástico)

Check coupling male thread BSP with captive seal (plastic cap)

Prise de pression avec joint (capuchon plastique)

Presas di pressione BSP con guarnizione (tappo plastica)



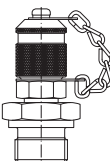
THREAD ROSCA	DESCRIPTION DESCRIPCION	Part n° Referencia
1/8" BSP	16x2	MPR 1/8 C/J
1/4" BSP	16x2	MPR 1/4 C/J
3/8" BSP	16x2	MPR 3/8 C/J
1/2" BSP	16x2	MPR 1/2 C/J

Racor de control rosca BSP (tapón plástico)

Check coupling male thread BSP (plastic cap)

Prise de pression (capuchon plastique)

Presas di pressione BSP (tappo plastica)



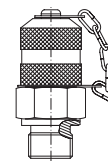
THREAD ROSCA	DESCRIPTION DESCRIPCION	Part n° Referencia
1/8" BSP	16x2	MPR 1/8 G
1/4" BSP	16x2	MPR 1/4 G
3/8" BSP	16x2	MPR 3/8 G
1/2" BSP	16x2	MPR 1/2 G

Racor de control rosca cónica BSPT (tapón plástico)

Check coupling male BSP tapered (plastic cap)

Prise de pression BSPT (capuchon plastique)

Presas di pressione conica BSPT (tappo plastica)



THREAD ROSCA	DESCRIPTION DESCRIPCION	Part n° Referencia
1/8" BSPT	16x2	MPR 1/8 BSPT
1/4" BSPT	16x2	MPR 1/4 BSPT
3/8" BSPT	16x2	MPR 3/8 BSPT

Racor de control rosca NPT (tapón plástico)

Check coupling male thread NPT (plastic cap)

Prise de pression NPTF (capuchon plastique)

Presas di pressione NPTF (tappo plastica)



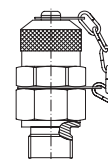
THREAD ROSCA	DESCRIPTION DESCRIPCION	Part n° Referencia
1/8" NPT	16x2	MPR 1/8 NPT
1/4" NPT	16x2	MPR 1/4 NPT
3/8" NPT	16x2	MPR 3/8 NPT

Racor de control rosca Métrica DIN 3852 (tapón plástico)

Check coupling male metric thread (plastic cap)

Prise de pression métrique (capuchon plastique)

Presas di pressione Metrica DIN 3852 (tappo plastica)



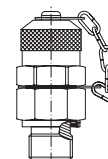
THREAD ROSCA	DESCRIPTION DESCRIPCION	Part n° Referencia
M10X1	16x2	MPR M10X1
M12X1.5	16x2	MPR M12X1.5
M14X1.5	16x2	MPR M14X1.5
M16X1.5	16x2	MPR M16X1.5

Racor de control macho Métrico con junta (Tapón plástico)

Check coupling male metric thread + O-ring (plastic cap)

Prise de pression métrique avec O-ring (capuchon plastique)

Presas di pressione Metrica con O-ring (tappo plastica)



THREAD ROSCA	DESCRIPTION DESCRIPCION	Part n° Referencia
M10x1	M16X2	MPR M10X1 C/J
M12x1.5	M16X2	MPR M12X1.5 C/J
M14x1.5	M16X2	MPR M14X1.5 C/J
M16x1.5	M16X2	MPR M16X1.5 C/J

RACORES DE CONTROL

Test couplings
Prises de pression
Prese di pressione

Racor de control rosca Métrica (tapón plástico)

Check coupling male metric thread (plastic cap)

Prise de pression métrique (capuchon plastique)

Presà di pressione Metrica (tappo plastica)



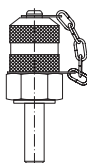
THREAD ROSCA	DESCRIPTION DESCRIPCION	Part n° Referencia
M8X1	16x2	MPR A 8X1
M10X1	16x2	MPR A 10X1
M10X1.25	16x2	MPR A 10X1.25

Racor de control tubular Métrico (tapón plástico)

Check coupling male metric tubular (plastic cap)

Prise de pression avec embout lisse (capuchon plastique)

Presà di pressione con tubolare Metrico (tappo plastica)



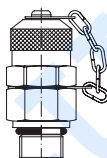
PIPE TUBO	DESCRIPTION DESCRIPCION	Part n° Referencia
6	16x2	MPR TUB.6
8	16x2	MPR TUB.8
10	16x2	MPR TUB.10
12	16x2	MPR TUB.12
15	16x2	MPR TUB.15

Racor de control rosca SAE - UNF (tapón plástico)

Check coupling male thread UNF (plastic cap)

Prise de pression filetage SAE/UNF (capuchon plastique)

Presà di controllo SAE - UNF (tappo plastica)



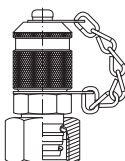
THREAD ROSCA	DESCRIPTION DESCRIPCION	Part n° Referencia
7/16" 20h UNF	16x2	MPR 7/16 UNF
1/2" 20h UNF	16x2	MPR 1/2 UNF
9/16" 18h UNF	16x2	MPR 9/16 UNF

Racor de control hembra giratoria Métrica con junta (tapón metálico)

Check coupling Metric swivel female + o'ring (metallic cap)

Prise de pression femelle tournante Métrique + o'ring (capuchon métallique)

Presà di pressione femmina girevole Metrica con o'ring (tappo metallico)



PIPE TUBO	THREAD ROSCA	DESCRIPTION DESCRIPCION	Part n° Referencia
6L	M12X1.5	16x2	MPR TLM 6L CM
8L	M14X1.5	16x2	MPR TLM 8L CM
10L	M16X1.5	16x2	MPR TLM 10L CM
12L	M18X1.5	16x2	MPR TLM 12L CM
15L	M22X1.5	16x2	MPR TLM 15L CM

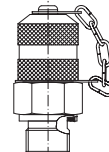
Otras medidas, consultar / For other dimensions, please consult us / Pour d'autres dimensions, consultez-nous / Per altre dimensioni, vi preghiamo di consultarci

Racor de control macho Métrico con junta (tapón metálico)

Check coupling metric male + o'ring (metallic cap)

Prise de pression mâle + o'ring (capuchon métallique)

Presà di pressione maschio Metrico con o'ring (tappo metallico)



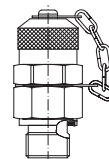
THREAD ROSCA	DESCRIPTION DESCRIPCION	Part n° Referencia
M10X1	16x2	MPR M 10X1 CM
M12X1.5	16x2	MPR M 12X1.5 CM

Racor de control rosca BSP con junta tórica (tapón metálico)

Check coupling BSP with o'ring (metallic cap)

Prise de pression BSP avec o'ring (capuchon métallique)

Presà di pressione BSP con o-ring (tappo metallico)



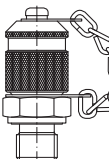
THREAD ROSCA	DESCRIPTION DESCRIPCION	Part n° Referencia
1/8" BSP	16x2	MPR 1/8 C/J CM
1/4" BSP	16x2	MPR 1/4 C/J CM

Racor de control rosca BSP (tapón metálico)

Check coupling BSP (metallic cap)

Prise de pression BSP (capuchon métallique)

Presà di pressione BSP (tappo metallico)



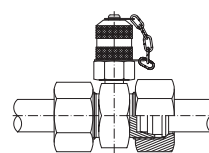
THREAD ROSCA	DESCRIPTION DESCRIPCION	Part n° Referencia
1/8" BSP	16x2	MPR 1/8 G CM
1/4" BSP	16x2	MPR 1/4 G CM

Racor de control intermedio (tapón metálico)

Half-way check coupling (metallic cap)

Prise de pression intermédiaire (capuchon métallique)

Presà di pressione intermedio (tappo metallico)



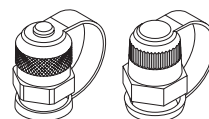
PIPE TUBO	DESCRIPTION DESCRIPCION	Part n° Referencia
6L	16x2	MPR DL 6 CM
8L	16x2	MPR DL 8 CM
10L	16x2	MPR DL 10 CM
12L	16x2	MPR DL 12 CM
15L	16x2	MPR DL 15 CM

Capuchón protector toma de presión

Protective cap - check coupling for manometer

Capuchon Minimes

Cappuccio di protezione per presa di pressione



MATERIAL	Part n° Referencia
CARBON STEEL	27CA0000*
CARBON STEEL <small>NEW</small>	27CA0000C01
PLASTIC	28CP0000

Hasta fin de existencias / Until end of stock / Jusqu'à la fin du stock / Fino ad esaurimento

RACORES DE CONTROL

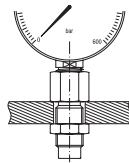
Test couplings
Prises de pression
Prese di pressione

Conex. manómetro-pasatabiques BSP

Check coupling BSP bulkhead for pressure gauge

Prise de pression passe cloison sans capuchon

Raccordo Manometro - passaparete maschio BSP



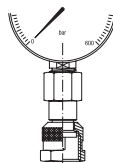
THREAD ROSCA	DESCRIPTION DESCRIPCION	Part n° Referencia	€
1/4" BSP	M16X2	MPR PT 1/4 BSP	
1/2" BSP	M16X2	MPR PT 1/2 BSP	

Conex. manómetro - toma de control

Check coupling for pressure gauge

Raccord de contrôle direct à manomètre sans capuchon

Raccordo manometro - presa di pressione



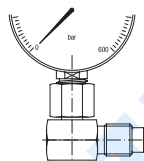
THREAD ROSCA	DESCRIPTION DESCRIPCION	Part n° Referencia
1/4" BSP	M16X2	MPD 1/4 BSP
1/2" BSP	M16X2	MPD 1/2 BSP

Conex. manómetro-hembra 90° BSP

Check coupling 90° BSP swivel female for manometer

Raccord de contrôle 90° orientable sans capuchon direct à manomètre

Raccordo manometro - femmina a 90° BSP



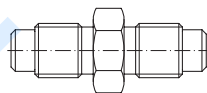
THREAD ROSCA	DESCRIPTION DESCRIPCION	Part n° Referencia
1/4" BSP	M16X2	MPD 90 1/4 BSP
1/2" BSP	M16X2	MPD 90 1/2 BSP

Conex. manómetro M-M

Male-Male check coupling for manometer

Prise de pression manomètre Mâle-Mâle

Adattatore M-M presa di pressione per manometro



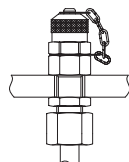
THREAD ROSCA	DESCRIPTION DESCRIPCION	Part n° Referencia
M16X2	M16X1.5	MPU 16X2
M16X1.5	M16X1.5	MPU 16X1.5

Conex. Métrica para manómetros

Metric check coupling for manometer

Prise de contrôle métrique pour manomètre

Presse di pressione metrica per manometro



PIPE TUBO	THREAD ROSCA	Part n° Referencia
8S	M16X1.5	MPR PT 16X1.5
10S	M18X1.5	MPR PT 18X1.5

RACORES DE CONTROL

Test couplings
Prises de pression
Prese di pressione

Protector de manómetro en línea MF-TL recto

Pressure Gauge Protector (in-line) FM-SF straight

Isolateur de manomètre (en ligne) MF-FT droit

Esclusore per manometro in linea M-F gir. diritto



THREAD ROSCA		MAX. PRESSURE (bar) PRESIÓN MAX. (bar)	Part n° Referencia	€
1/4" BSP	1/4" BSPT	350	FT29004	*
1/2" BSP	1/2" BSPT	350	FT29008	*

Ver precios en catálogo componentes / See prices in components catalogue / Voir les prix dans le composant catalogue / Vedere prezzi nel catalogo Componenti

Protector de manómetro en línea MF-TL 90°

Pressure Gauge Protector (in-line) FM-SF 90°

Isolateur de manomètre (en ligne) MF-FT 90°

Esclusore per manometro in linea M-F gir. 90°



THREAD ROSCA		MAX. PRESSURE (bar) PRESIÓN MAX. (bar)	Part n° Referencia	€
1/4" BSP	1/4" BSPT	350	FT29104	*

Ver precios en catálogo componentes / See prices in components catalogue / Voir les prix dans le composant catalogue / Vedere prezzi nel catalogo Componenti

Adaptador para manómetro en línea MF-TL

Pressure Gauge Adaptor (in-line) FM-SF

Adapteur pour Manomètre (en ligne) MF-FT

Adattatore per manometro in linea M-F gir.



THREAD SF ROSCA TL		Part n° Referencia	€
1/4" BSP	1/2" BSPT	FT29942	*
1/4" BSP	1/4" BSPT	FT29944	*

Ver precios en catálogo componentes / See prices in components catalogue / Voir les prix dans le composant catalogue / Vedere prezzi nel catalogo Componenti

INSTRUMENTOS DE MEDICIÓN

Pressure and vacuum gauges

Manomètres et vacuomètres

Manometri e vacuometri

Manómetro DN 63 vertical con glicerina (1/4" BSP)

Pressure gauge DN 63 vertical connection with glycerin (1/4" BSP)

Manomètre DN 63 sortie verticale avec glycérine (1/4" BSP)

Manometro DN 63 radiale a bagno di glicerina (1/4" BSP)



THREAD ROSCA	SCALE (bar) ESCALA (bar)	Part n° Referencia
1/4" BSP	0-1	MF16304001V
1/4" BSP	0-2.5	MF163042.5V
1/4" BSP	0-4	MF16304004V
1/4" BSP	0-6	MF16304006V
1/4" BSP	0-10	MF16304010V
1/4" BSP	0-12	MF16304012V
1/4" BSP	0-16	MF16304016V
1/4" BSP	0-20	MF16304020V
1/4" BSP	0-25	MF16304025V
1/4" BSP	0-40	MF16304040V
1/4" BSP	0-60	MF16304060V
1/4" BSP	0-100	MF16304100V
1/4" BSP	0-160	MF16304160V
1/4" BSP	0-250	MF16304250V
1/4" BSP	0-315	MF16304315V
1/4" BSP	0-400	MF16304400V
1/4" BSP	0-600	MF16304600V
1/4" BSP	0-1000	MF163041000V

Manómetro DN 100 vertical con glicerina (1/2" BSP)

Pressure gauge DN 100 vertical connection with glycerin (1/2" BSP)

Manomètre DN 100 sortie verticale avec glycérine (1/2" BSP)

Manometro DN 100 radiale a bagno di glicerina (1/2" BSP)



THREAD ROSCA	SCALE (bar) ESCALA (bar)	Part n° Referencia
1/2" BSP	0-1	MF110008001V
1/2" BSP	0-2.5	MF11000802.5V
1/2" BSP	0-4	MF110008004V
1/2" BSP	0-6	MF110008006V
1/2" BSP	0-10	MF110008010V
1/2" BSP	0-12	MF110008012V
1/2" BSP	0-16	MF110008016V
1/2" BSP	0-20	MF110008020V
1/2" BSP	0-25	MF110008025V
1/2" BSP	0-40	MF110008040V
1/2" BSP	0-60	MF110008060V
1/2" BSP	0-100	MF110008100V
1/2" BSP	0-160	MF110008160V
1/2" BSP	0-250	MF110008250V
1/2" BSP	0-315	MF110008315V
1/2" BSP	0-400	MF110008400V
1/2" BSP	0-600	MF110008600V

Manómetro DN 63 dorsal con glicerina (1/4" BSP)

Pressure gauge DN 63 rear connection with glycerin (1/4" BSP)

Manomètre DN 63 sortie arrière avec glycérine (1/4" BSP)

Manometro DN 63 assiale flangiato a bagno di glicerina (1/4" BSP)



THREAD ROSCA	SCALE (bar) ESCALA (bar)	Part n° Referencia
1/4" BSP	0-1	MF16304001-DB
1/4" BSP	0-2.5	MF163042.5-DB
1/4" BSP	0-4	MF16304004-DB
1/4" BSP	0-6	MF16304006-DB
1/4" BSP	0-10	MF16304010-DB
1/4" BSP	0-12	MF16304012-DB
1/4" BSP	0-16	MF16304016-DB
1/4" BSP	0-20	MF16304020-DB
1/4" BSP	0-25	MF16304025-DB
1/4" BSP	0-40	MF16304040-DB
1/4" BSP	0-60	MF16304060-DB
1/4" BSP	0-100	MF16304100-DB
1/4" BSP	0-160	MF16304160-DB
1/4" BSP	0-250	MF16304250-DB
1/4" BSP	0-315	MF16304315-DB
1/4" BSP	0-400	MF16304400-DB
1/4" BSP	0-600	MF16304600-DB

Manómetro DN 100 dorsal con glicerina (1/2" BSP)

Pressure gauge DN 100 rear connection with glycerin (1/2" BSP)

Manomètre DN 100 sortie arrière avec glycérine (1/2" BSP)

Manometro DN 100 assiale flangiato a bagno di glicerina (1/2" BSP)



THREAD ROSCA	SCALE (bar) ESCALA (bar)	Part n° Referencia
1/2" BSP	0-1	MF110008001-DB
1/2" BSP	0-2.5	MF1100082.5-DB
1/2" BSP	0-4	MF110008004-DB
1/2" BSP	0-6	MF110008006-DB
1/2" BSP	0-10	MF110008010-DB
1/2" BSP	0-16	MF110008016-DB
1/2" BSP	0-25	MF110008025-DB
1/2" BSP	0-40	MF110008040-DB
1/2" BSP	0-60	MF110008060-DB
1/2" BSP	0-100	MF110008100-DB
1/2" BSP	0-160	MF110008160-DB
1/2" BSP	0-250	MF110008250-DB
1/2" BSP	0-315	MF110008315-DB
1/2" BSP	0-400	MF110008400-DB
1/2" BSP	0-600	MF110008600-DB



ENAC

**MANÓMETROS CALIBRADOS
BAJO CONSULTA**

**CALIBRATED MANOMETER
ON REQUEST**

INSTRUMENTOS DE MEDICIÓN

Pressure and vacuum gauges

Manomètres et vacuomètres

Manometri e vacuometri

Manómetro DN 63 dorsal sin brida, con glicerina (1/4" BSP)

Pressure gauge DN 63 rear connection without flange, with glycerin (1/4" BSP)

Manomètre DN 63 sortie arrière sans bride, avec glycérine (1/4" BSP)

Manometro DN 63 assiale, a bagno di glicerina (1/4" BSP)



THREAD ROSCA	SCALE (bar) ESCALA (bar)	Part n° Referencia
1/4" BSP	0-1	MF16304001-DBSB
1/4" BSP	0-2.5	MF163042.5-DBSB
1/4" BSP	0-4	MF16304004-DBSB
1/4" BSP	0-6	MF16304006-DBSB
1/4" BSP	0-10	MF16304010-DBSB
1/4" BSP	0-12	MF16304012-DBSB
1/4" BSP	0-16	MF16304016-DBSB
1/4" BSP	0-20	MF16304020-DBSB
1/4" BSP	0-25	MF16304025-DBSB
1/4" BSP	0-40	MF16304040-DBSB
1/4" BSP	0-60	MF16304060-DBSB
1/4" BSP	0-100	MF16304100-DBSB
1/4" BSP	0-160	MF16304160-DBSB
1/4" BSP	0-250	MF16304250-DBSB
1/4" BSP	0-315	MF16304315-DBSB
1/4" BSP	0-400	MF16304400-DBSB
1/4" BSP	0-600	MF16304600-DBSB

Consultar disponibilidad. Posibilidad de modelo con DN 100 / Check availability. It is also available with DN 100 / Disponibilité à consulter / Possibilité aussi en DN100 / Richiedere disponibilità / Possibilità del modello con DN 100

Manómetro DN 63 dorsal sin brida con abrazadera, con glicerina (1/4" BSP)

Pressure gauge DN 63 rear connection without flange with clamp, with glycerin (1/4" BSP)

Manomètre DN63 sortie arrière avec glycérine, collier de fixation sans collerette

Manometro DN 63 assiale con collare, con glicerina /1/4" BSP)



THREAD ROSCA	SCALE (bar) ESCALA (bar)	Part n° Referencia
1/4" BSP	0-6	MF16304006-DBCA
1/4" BSP	0-10	MF16304010-DBCA
1/4" BSP	0-16	MF16304016-DBCA
1/4" BSP	0-40	MF16304040-DBCA
1/4" BSP	0-60	MF16304060-DBCA
1/4" BSP	0-100	MF16304100-DBCA
1/4" BSP	0-160	MF16304160-DBCA
1/4" BSP	0-250	MF16304250-DBCA
1/4" BSP	0-400	MF16304400-DBCA

Consultar disponibilidad. Posibilidad de modelo con DN 100 / Check availability. It is also available with DN 100 / Disponibilité à consulter / Possibilité aussi en DN100 / Richiedere disponibilità / Possibilità del modello con DN 100

Abrazadera para manómetro DN 63 / DN 100 dorsal

DN 63 / DN100 rear connection pressure gauge clamp

Collier pour manomètre DN 63 / DN100 sortie arrière

Collare per manometro DN 63 / DN100 assiale flangiato



DESCRIPTION DESCRIPCION	Part n° Referencia
CLAMP (63mm)	ABRMFI63
CLAMP (100mm)	ABRMFI100

Consultar disponibilidad. Posibilidad de modelo con DN 100 / Check availability. It is also available with DN 100 / Disponibilité à consulter / Possibilité aussi en DN100 / Richiedere disponibilità / Possibilità del modello con DN 100

Manómetro DN 63 vertical con glicerina (1/4" NPT)

Pressure gauge DN 63 vertical connection with glycerin (1/4" NPT)

Manomètre DN 63 sortie verticale avec glycérine (1/4" NPT)

Manometro DN 63 radiale a bagno di glicerina (1/4" NPT)



THREAD ROSCA	SCALE (bar) ESCALA (bar)	Part n° Referencia
1/4" NPT	0-10	MF16304010V NPT
1/4" NPT	0-16	MF16304016V NPT
1/4" NPT	0-25	MF16304025V NPT
1/4" NPT	0-60	MF16304060V NPT
1/4" NPT	0-160	MF16304160V NPT
1/4" NPT	0-250	MF16304250V NPT
1/4" NPT	0-400	MF16304400V NPT
1/4" NPT	0-700	NEW MF16304700V NPT

Manómetro DN 63 dorsal con glicerina (1/4" NPT)

Pressure gauge DN 63 rear connection with glycerin (1/4" NPT)

Manomètre DN 63 sortie arrière avec glycérine (1/4" NPT)

Manometro DN 63 assiale flangiato a bagno di glicerina (1/4" NPT)



THREAD ROSCA	SCALE (bar) ESCALA (bar)	Part n° Referencia
1/4" NPT	0-10	MF16304010-DB NPT
1/4" NPT	0-16	MF16304016-DB NPT
1/4" NPT	0-25	MF16304025-DB NPT
1/4" NPT	0-60	MF16304060-DB NPT
1/4" NPT	0-160	MF16304160-DB NPT
1/4" NPT	0-250	MF16304250-DB NPT
1/4" NPT	0-400	MF16304400-DB NPT

Consultar disponibilidad. Posibilidad de modelo con DN 100 / Check availability. It is also available with DN 100 / Disponibilité à consulter / Possibilité aussi en DN100 / Richiedere disponibilità / Possibilità del modello con DN 100

Manómetro DN 100 vertical con glicerina (1/2" NPT)

Pressure gauge DN 100 vertical connection with glycerin (1/2" NPT)

Manomètre DN 100 sortie verticale avec glycérine (1/2" NPT)

Manometro DN 100 radiale a bagno di glicerina (1/2" NPT)



THREAD ROSCA	SCALE (bar) ESCALA (bar)	Part n° Referencia
1/2" NPT	0-10	MF110008010V NPT
1/2" NPT	0-25	MF110008025V NPT
1/2" NPT	0-60	MF110008060V NPT
1/2" NPT	0-250	MF110008250V NPT
1/2" NPT	0-400	MF110008400V NPT
1/2" NPT	0-600	MF110008600V NPT

Manómetro de colores dorsal (1/8" BSPT)

Pressure gauge in colours rear connection (1/8" BSPT)

Manomètre à couleurs sortie arrière avec glycérine (1/8" BSPT)

Manometro a colori assiale flangiato (1/8" BSPT)



SCALE (bar) ESCALA (bar)	Part n° Referencia
0-6	MF1 CO 06

INSTRUMENTOS DE MEDICIÓN

Pressure and vacuum gauges

Manomètres et vacuomètres

Manometri e vacuometri

Manómetro digital DN63 vertical (1/4" BSP)

Pressure gauge DN63 vertical connection with glycerin (1/4" BSP)

Manomètre digital DN 63 sortie verticale (1/4" BSP)

Manometro digitale DN63 (1/4" BSP)



THREAD ROSCA	SCALE (bar) ESCALA (bar)	Part n° Referencia
1/4" BSP	- 1 + 600	MANDIG63V

Manómetro digital DN100 vertical (1/2" BSP)

Digital pressure gauge DN100 vertical connection (1/2" BSP)

Manomètre digital DN 100 sortie verticale (1/2" BSP)

Manometro digitale DN100



THREAD ROSCA	SCALE (bar) ESCALA (bar)	Part n° Referencia
1/2" BSP	0-1000	MANDIG100V

Vacuómetro DN 63 con glicerina (1/4" BSP)

Vacuum gauge DN 63 with glycerin (1/4" BSP)

Vacuomètre DN 63 avec glycerine (1/4" BSP)

Vacuometro DN 63 a bagno di glicerina (1/4" BSP)



SCALE (bar) ESCALA (bar)	Part n° Referencia
- 1 + 0	VAC6304-011

19,26

Vacuómetro de colores dorsal (1/8" BSP)

Vacuum gauges in colours rear connection (1/8" BSP)

Vacuomètre à couleurs sortie arrière (1/8" BSP)

Vacuometro a colori assiale flangiato (1/8" BSP)



SCALE (bar) ESCALA (bar)	Part n° Referencia
- 1 + 0	MFI VA 01

Termomanómetro DN 63 vertical (1/4" BSP)

Temperature- pressure gauge DN 63 vertical connection (1/4" BSP)

Thermo-manomètre DN63 sortie verticale (1/4" BSP)

Termomanometro DN 63 verticale (1/4" BSP)



THREAD ROSCA	SCALE (bar) ESCALA (bar)	Part n° Referencia
1/4" BSP	0-4	MFIT6304004V
1/4" BSP	0-16	MFIT6304016V
1/4" BSP	0-40	MFIT6304040V

Temp: 0-120°C / Temp: 0-120°C / Temp: 0-120°C / Temp: 0-120°C

Termomanómetro DN 63 dorsal (1/4" BSP)

Temperature- pressure gauge DN 63 rear connection (1/4" BSP)

Thermo-manomètre DN63 sortie arrière (1/4" BSP)

Termomanometro DN 63 assiale (1/4" BSP)



THREAD ROSCA	SCALE (bar) ESCALA (bar)	Part n° Referencia
1/4" BSP	0-4	MFIT6304004-DB
1/4" BSP	0-16	MFIT6304016-DB
1/4" BSP	0-40	MFIT6304040-DB

Temp: 0-120°C / Temp: 0-120°C / Temp: 0-120°C / Temp: 0-120°C

Manovacuómetro DN 63 vertical con glicerina (1/4" BSP)

Manovacuumeter DN 63 vertical connection with glycerin (1/4" BSP)

Manovacuumètre DN 63 sortie verticale avec glycérine (1/4" BSP)

Manovacuometro DN 63 verticale con glicerina (1/4" BSP)



THREAD ROSCA	SCALE (bar) ESCALA (bar)	Part n° Referencia
1/4" BSP	- 1 + 3	MFIVAC6304003V
1/4" BSP	- 1 + 5	MFIVAC6304005V
1/4" BSP	- 1 + 15	MFIVAC6304015V

Manovacuómetro DN 63 dorsal con glicerina (1/4" BSP)

Manovacuumeter DN 63 rear connection with glycerin (1/4" BSP)

Manovacuumètre DN 63 sortie arrière avec glycérine (1/4" BSP)

Manovacuometro DN 63 assiale con glicerina (1/4" BSP)



THREAD ROSCA	SCALE (bar) ESCALA (bar)	Part n° Referencia
1/4" BSP	- 1 + 3	MFIVAC6304003-DB
1/4" BSP	- 1 + 5	MFIVAC6304005-DB
1/4" BSP	- 1 + 15	MFIVAC6304015-DB

INSTRUMENTOS DE MEDICIÓN

Pressure and vacuum gauges
Manomètres et vacuomètres
Manometri e vacuometri

Maletín medida de presión (0 manómetros)

Check cases (0 pressure gauge)

Coffre de mesure (0 manomètre)

Valigetta misurazione di pressione (0 manometro)



SIZE TAMAÑO	Part n° Referencia
320x280x119	CBOXMEDF

Maletín tres manómetros + accesorios tipo 2

Check case 3 pressure gauge + accessories type 2

Coffre 3 manomètres + accessoires type 2

Valigetta con tre manometri + accessori tipo 2



SIZE TAMAÑO	SCALE (bar) ESCALA (bar)	Part n° Referencia
320x280x119	100/250/400	CBOX0002

Maletín dos manómetros + accesorios tipo 1

Check case 2 pressure gauge + accessories type 1

Coffre 2 manomètres + accessoires type 1

Valigetta con due manometri + accessori tipo 1



SIZE TAMAÑO	SCALE (bar) ESCALA (bar)	Part n° Referencia
320x280x119	160/315	CBOX0001

Maletín 3 transductores de presión 50/200/400 bar

Check case 3 pressure transducers 50/200/400 bar

Coffre 3 transducteurs de pression 50/200/400 bar

Valigetta 3 trasduttori di pressione 50/200/400 bar



Size Tamaño	Scale (bar) Escala (bar)	Part n° Referencia
320x280x119	50/200/400 BAR	CBOXSMART

Maletín un manómetro digital + accesorios tipo 2

Check case 1 digital pressure gauge + accessories type 2

Coffre 1 manomètre digital + accessoires type 2

Valigetta con uno manometri digitale+ accessori tipo 2



SIZE TAMAÑO	SCALE (bar) ESCALA (bar)	Part n° Referencia
320x280x119	0-1000	CBOX0003



CBOX0001



CBOX0002



CBOX0003



CBOXSMART

<p>2 MANÓMETROS 1/4:</p> <p>0-160 0-315</p>	<p>3 MANÓMETROS 1/4</p> <p>0-100 0-250 0-400</p>	<p>1 MANÓMETROS DIG.</p> <p>0-1000</p>	<p>3 TRANSDUCT.</p> <p>0-50 0-200 0-400</p>
<p>ACCESORIOS TIPO 2:</p> <p>1 MPR 1/4 C/J 1 MPR 3/8 C/J 1 MPR 1/4 NPT 1 MPR A 10X1 1 MPD 1/4 BSP 1 MPD 1/2 BSP 1 CAPUCHÓN ACERO 1 MPD 90 1/4 BSP 1 LATIGUILLO MINIMEX TL-TL 16X2 1.5 MTS</p>	<p>ACCESORIOS TIPO 2:</p> <p>1 MPR 1/4 C/J 1 MPR 3/8 C/J 1 MPR 1/4 NPT 1 MPR A 10X1 1 MPD 1/4 BSP 1 MPD 1/2 BSP 1 CAPUCHÓN ACERO 1 MPR PT 1/4 BSP 1 LATIGUILLO MINIMEX TL-TL 16X2 1 MTS 1 LATIGUILLO MINIMEX TL-TL 16X2 2 MTS 1 MPR 7/16 UNF 1 MPR 9/16 UNF 1 MPR TLM 122 CM 1 MPR 3/8 NPT</p>		

MEDIDORES DE CAUDAL

Flow tester
Débitmètres
Indicatori di flusso

Caudalímetro 250 bar - Tipo 3 - 3/4" BSP

Flow tester type 3-3/4" BSP

Débitmètre 250 bar type 3-3/4" BSP

Flussostato 250 bar tipo 3-3/4" BSP



SCALE (l/min) ESCALA (l/min)	Part n° Referencia
0-56	WPB3A6HT15

Caudalímetro 420 bar - con caja - 1" BSP

Flow tester 420 bar with box - 1" BSP

Débitmètre 420 bar avec boîte - 1" BSP

Flussostato 420 bar con cassa - 1" BSP



SCALE (l/min) ESCALA (l/min)	Part n° Referencia
10-120	FT5594-03
10-200	FT5594-09

Caudalímetro 250 bar - Tipo 5 - 1 1/2" BSP

Flow tester type 5-1 1/2" BSP

Débitmètre 250 bar type 5-1 1/2" BSP

Flussostato 250 bar tipo 5-1 1/2" BSP



SCALE (l/min) ESCALA (l/min)	Part n° Referencia
75-550	WPB5A6HY99

Caudalímetro 250 bar - Tipo 6 - 1 1/4" BSP

Flow tester type 6-1 1/4"

Débitmètre 250 bar type 6-1 1/4" BSP

Flussostato 250 bar tipo 6-1 1/4" BSP



SCALE (l/min) ESCALA (l/min)	Part n° Referencia
20-280	WPB5A6HW75

Caudalímetro 420 bar - Tipo 57 - 3/4" BSP

Flow tester 420 bar Type 57 - 3/4" BSP

Débitmètre 420 bar Type 57 - 3/4" BSP

Flussostato 420 bar Tipo 57 - 3/4" BSP



SCALE (l/min) ESCALA (l/min)	Part n° Referencia
2 - 30	FT5758-01
2 - 60	FT5758-02
4 - 120	FT5758-03

Caudalímetro 350 bar - Tipo 60 - 1" 1/2 BSP

Flow tester 350 bar Type 60 - 1" 1/2 BSP

Débitmètre 350 bar Type 60 - 1" 1/2 BSP

Flussostato 350 bar Tipo 60 - 1" 1/2 BSP



SCALE (l/min) ESCALA (l/min)	Part n° Referencia
10-200	FT6068-01
20-400	FT6068-03

MÁQUINAS TRATAMIENTO TUBO FLEXIBLE

Flow measuring
Test du circuit hydraulique
Test per circuiti idraulici



MÁQUINAS TRATAMIENTO TUBO FLEXIBLE

126

Equipment for flexibles hoses
Machines pour le monage des flexibles
Macchine per l'assamblaggio di tubi flessibili

FLUIDAL

PRENSAS MANUALES Y ELÉCTRICAS

Manual & Electric Crimping Machines
Presses Manuelles et Électriques
Presse Manuali e Elettriche

PM 18 6J N

80 t +20 mm
59 mm 28 kg.



TrAde®
1" 2SP
3/4" 4SP
1/2" 6SP

PM16-SPEED-8J | PM16-8J

100 t +20 mm
59 mm 25 kg.



TrAde®
1" 3SP

PM18F-9J

120 t +20 mm
65 mm 22 kg.



TrAde®
1" 4SP

PM22-9J

140 t +25 mm
110 mm



TrAde®
1" 1/4 4SP

PE 38 15j NT

220 t
+32 mm
130 mm



TrAde®
2" 4SP
1" 6SP

PE 50 17J NT

420 t
+32mm
130 mm



TrAde®
2" 6SP

SE 28 5j N/10J N

137 t
+28 mm
100 mm



TrAde®
1" 1/4 4SP

PE 38 12 J N

240 t
+38 mm
118 mm



TrAde®
2" 4SP
1" 6SP

PE 58 14J N | PE 58 14J 5.5 N

350 t
+54 mm
180 mm



TrAde®
2" 6SP
3" 2SP

Accesorios para prensas · Accessories for crimping machines

M PE 38 NT



SPEBD N



EGN | EGNT



PEDAL



Garras especiales
Special dies



CORTADORAS, PELADORAS Y EXPOSITORES

Cutting and Skiving machines & Roll Holder
 Tronçoneuses, Dénudeuses et Dévidoirs
 Taglierine, Spellatubi e Portarotoli

CHMT-20 N

Ø Max. 50mm

2,2 Kw

Ø 250 mm



TrAde®
1" 1/4 4SP

CHM4-32 N

Ø Max. 75mm


3 Kw

Ø 250 mm



TrAde®
2" 4SP

HOSE CUTTING BLADES



Disponibles múltiples perfiles de discos
 Available several profiles blades

PB-32N

2"

R.P.M. 300

0.75 Kw



TrAde®
2"

Útiles / Tools



Portaherramientas
 Tool holder

PMT 2

2"



Peladora Manual
 Manual hose skiving

¡PERSONALIZA
 TUS
 MÁQUINAS!

CUSTOMIZE
 YOUR
 MACHINES!

YOUR
 LOGO

PRO7

Carga máx.
 recomendada /
 bandeja: 70 Kg.

Carga total
 recomendada:
 490 Kg.

Each holder max
 70 kg

Total max. capacity:
 490 kg



PCM3

Carga máx. rollo:
 35 Kg.

Each roll max 35 kg



OTRAS MÁQUINAS

Other Machines
Autres Machines
Altre Macchine

MESASOLDADURA165

0.40 Kw

380 Kg



CK50

7 Bar
AIR

Espumas de múltiples tamaños
Multiples foam sizes



Limpieza
Washing

1/4" hasta 2"

RG 10

7 Bar
AIR

Max. lenght.
20 m



hasta 2" ID

RG2

7 Bar
AIR

Max. lenght. 2,5 m

Máquina limpieza de mangueras móvil
Mobile hose cleaning machine



hasta 1 1/4" ID

MMT050

Ø min. 11,5 mm - max. 100 mm

Marcadora manual
Manual roll marking machine



MNT050

Ø min. 11,5 mm - max. 85 mm

No incluido
Not included

Marcadora neumática
Pneumatic marking machine



IRT50

Ø 50mm

Introducción rápido para racores
Manual nipple inserter



ROLLER

Roller
Roller
Roller



Roller Accionamiento Manual - Largo

NEW

Manual override Roller long

Roller à commande manuelle longue

Roller a comando manuale lungo



THREAD ROSCA	PRESSURE max PRESIÓN max	MAX HOSE LENGHT LONG. MÁX. MANG.	Part n° Referencia	€
3/8" BSP	207 bar	136 m - DN 3/8"	RMLG06	*
1/2" BSP	207 bar	90 m - DN 1/2"	RMLG08	*
3/4" BSP	207 bar	46 m - DN 3/4"	RMLG12	*

Roller Accionamiento Manual - Corto

NEW

Manual override Roller short

Roller à commande manuelle court

Roller a comando manuale breve



THREAD ROSCA	PRESSURE max PRESIÓN max	MAX HOSE LENGHT LONG. MÁX. MANG.	Part n° Referencia	€
3/8" BSP	207 bar	90 m - DN 3/8"	RMSG06	*
1/2" BSP	207 bar	60 m - DN 1/2"	RMSG08	*
3/4" BSP	207 bar	27 m - DN 3/4"	RMSG12	*

Roller Retráctil

NEW

Retractable Roller

Roller Rétractable

Roller Retrattile



THREAD ROSCA	PRESSURE max PRESIÓN max	MAX HOSE LENGHT LONG. MÁX. MANG.	Part n° Referencia	€
3/8" BSP	180 bar	15 m - DN 3/8"	RRHG06	*
1/2" BSP	180 bar	15 m - DN 1/2"	RRHG08	*

ACCESORIOS / ACCESSORIES



**TAMBIÉN
DISPONIBLE
EN ACERO
INOXIDABLE**

Stainless Steel Hose Reels Also Available

* OTROS MODELOS CONSULTAR / OTHER OPTIONS UNDER REQUEST

*Consultar / On request / Sur demande / Su richiesta

Mangueras industriales

Industrial hoses
Tuyaux industriels
Tubi industriali



Racores industriales

Industrial fittings
Raccords industriels
Raccordi industriali



Inox Corrugado

Stainless steel hose, welding fittings and flanges
Tuyau Inox, raccords et brides à souder
Tubi Inox, raccordi e flange a saldare



Baja presión

Low pressure
Basse pression
Tubi a bassa pressione



Aire acondicionado

Air conditioning hoses and fittings
Climatisation
Aria condizionata



FLUIDAL

Mangueras industriales

Industrial hoses
Tuyaux industriels
Tubi industriali



MANGUERA INDUSTRIAL INDUSTRIALE 138

Industrial hoses INDUSTrAle
Tuyaux industriels INDUSTrAle
Tubi industriali INDUSTrAle

MANGUERA INDUSTRIAL GREENLINE 143

Industrial hoses GREENLINE
Tuyaux industriels GREENLINE
Tubi industriali GREENLINE

FLUIDAL

MANGUERA INDUSTRIAL INDUSTRIALE

Industrial hoses INDUSTRale
Tuyaux industriels INDUSTRale
Tubi industriali INDUSTRale

Mangueras aire-agua ▪ Air-water hoses ▪ Tuyaux air-eau ▪ Tubo acqua-aria



M8000

MM20

MI0101

MF80

MA1220

MI0102

MI0103

Mangueras hidrocarburos ▪ Hydrocarbon hoses ▪ Tuyaux pour hydrocarbures ▪ Tubo idrocarburi



MI0401

MI0404

MI0403

M7000

ML7010

MSB21

Mangueras soldadura ▪ Welding hoses ▪ Tuyaux pour soudure ▪ Tubi saldatura



MI0603

MI0602

MI0601

Mangueras abrasivas ▪ Abrasive hoses ▪ Tuyaux abrasifs ▪ Tubo abrasivo



MI0301

MI0302

MI0303

MI0305

Mangueras productos químicos ▪ Chemical product hoses ▪ Tuyaux pour produits chimiques ▪ Tubo prodotti chimici



MI0701

MI0702

Mangueras alimentarias ▪ Food hoses ▪ Tuyaux alimentaires ▪ Tubo alimentare



MAS

MI0205

MI0206

MANGUERA INDUSTRIAL GREENLINE

Industrial hoses GREENLINE
Tuyaux industriels GREENLINE
Tubi industriali GREENLINE

Mangueras aire-agua ▪ Air-water hoses ▪ Tuyaux air-eau ▪ Tubo acqua-aria

| 143



MW8000

MWI010

MWA1220

Mangueras hidrocarburos ▪ Hydrocarbon hoses ▪ Tuyaux pour hydrocarbures ▪ Tubo idrocarburi

| 143



MW7000

FLUIDAL

MANGUERA INDUSTRIAL INDUSTRIALE

Industrial hoses INDUSTRale
Tuyaux industriels INDUSTRale
Tubi industriali INDUSTRale

Ariaform aire comprimido y agua-impulsión

Compressed Air hose - impulsion

Ariaform refoulement air comprimé et de l'eau

Tubo aria compressa - mandata



Ø INT. Ø INNER	Ø ext Ø outer	Referencia Part n°
6	14	M80000614
8	15	M80000817
10	17	M80001017
13	21	M80001321
16	26	M80001626
19	29	M80001929

Polivalente serie continua

Multi-function. Continuous serie

Tuyau polyvalent air/eau

Polivalente.Serie continua



Ø INT. Ø INNER	Ø ext Ø outer	Referencia Part n°
8	15	MM2008
10	17	MM2010
13	21	MM2013
16	24	MM2016
19	27	MM2019
25	34	MM2025
32	44	MM2032
38	50	MM2038

Aspiración agua 10 bar

Water suction hose 10 bar

Tuyau aspiration eau 10 bar

Tubo aspirazione acqua 10 bar



Ø INT. Ø INNER	Ø ext Ø outer	Referencia Part n°
25	35	MI01011025
30	40	MI01011030
32	42	MI01011032
35	45	MI01011035
38	48	MI01011038
40	50	MI01011040
51	62	MI01011051
60	71	MI01011060
63,5	76	MI01011063.5
70	82	MI01011070
76	88	MI01011076
80	92	MI01011080
90	102	MI01011090
102	117	MI01011102

Fumigación serie continua

Fumigation hose. Continuous serie

Tuyau fumigation

Fumigazione. Serie continua



Ø INT. Ø INNER	Ø ext Ø outer	Referencia Part n°
12,5	21	MF8012

Aire comprimido y agua - impulsión

Compressed air and water impulsion

Air comprimé et eau- impulsion

Aria compressa e acqua - mandata



Ø INT. Ø INNER	Ø ext Ø outer	Referencia Part n°
25	35	MA122025
32	45	MA122032
38	51	MA122040
51	64	MA122051
63.5	79.5	MA122063
75	91	MA122075

Vapor 18 bar, limpieza industrial 210°C

Steam hose 18 bar, industrial cleaning, 210°C

Tuyau vapeur 18 bar, nettoyage industriel 210°C

Vapore 18 bar, lavaggio industriale 210°C



Ø INT. Ø INNER	Ø ext Ø outer	Referencia Part n°
13,5	24,5	MI01021713
18	31	MI01021719
25	38	MI01021725
32	45	MI01021732
38	53	MI01021738
50,8	67	MI01021751
76,2	93	MI01021776

Vapor 7 bar EPDM blanco FDA - limpieza industrial

Steam hose 7 bar, white EPDM FDA industrial cleaning

Tuyau vapeur 7 bar EPDM blanc FDA nettoyage industriel

Tubo vapore 7 bar EPDM bianco FDA pulizia industriale



Ø INT. Ø INNER	Ø ext Ø outer	Referencia Part n°
13	23	MI01030713
16	26	MI01030716
19	31	MI01030719
25	37	MI01030725

MANGUERA INDUSTRIAL INDUSTRIALE

Industrial hoses INDUSTRale
Tuyaux industriels INDUSTRale
Tubi industriali INDUSTRale

Manguera hidrocarburos 10 bar impulsión

Hydrocarbons hose 10 bar discharge

Tuyau pour hydrocarbures 10 bar impulsion

Tubo idrocarburi 10 bar -mandata



Ø INT. Ø INNER	Ø ext Ø outer	Referencia Part n°
6	12	MI04011006
8	14	MI04011008
10	17	MI04011010
13	20	MI04011013
16	23	MI04011016
19	27	MI04011019
25	35	MI04011025
32	42	MI04011032

Manguera hidrocarburos 20 bar impulsión

Hydrocarbons hose 20 bar discharge

Tuyau pour hydrocarbures 20 bar impulsion

Tubo idrocarburi 20 bar -mandata



Ø INT. Ø INNER	Ø ext Ø outer	Referencia Part n°
6	12	MI04042006
8	15	MI04042008
10	17	MI04042010
13	20	MI04042013
16	24	MI04042016
19	28	MI04042019
25	35	MI04042025
32	42	MI04042032

Manguera hidrocarburos 10 bar aspiración

Hydrocarbons hose 10 bar impulsion

Tuyau pour hydrocarbures 10 bar aspiration

Tubo aspirazione 10 bar idrocarburi



Ø INT. Ø INNER	Ø ext Ø outer	Referencia Part n°
19	29	MI040310019
25	35	MI040310025
32	42	MI040310032
38	48	MI040310038
51	61,8	MI040310051
63	75	MI040310063
76	89	MI040310076
101,4	115,4	MI040310102

Manguera CarbuCORD 16 bar

CarbuCORD hose 16 bar

Tuyau CarbuCORD 16 bar

Tubo CarbuCORD 16 bar



Ø EXT. Ø OUTER	Ø INT. Ø INNER	Referencia Part n°
42	30	M70003041
44	32	M70003243
55	40	M70004054
65	50	M70005064

Manguera SAE 100 R4

SAE 100 R4 hose

Tuyau SAE 100 R4

Tubo R4 SAE 100



DN	Referencia Part n°
3/4"	ML701019
1"	ML701025
1 1/4"	ML701032
1 1/2"	ML701038
2"	ML701050
2 1/2"	ML701063

*Ver precios en página 16 / *See prices page 16 / *Voir les prix page 16 / *Vedere prezzi p.16

Manguera EN 854 1TE / SAE 100 R6

EN 854 1TE / SAE 100 R6 Hose

Tuyau EN 854 1TE / SAE 100 R6

Tubi EN 854 1TE / SAE 100 R6



DN	Referencia Part n°
1/4"	MSB2104
5/16"	MSB2105
3/8"	MSB2106
1/2"	MSB2108
5/8"	MSB2110
3/4"	MSB2112
1"	MSB2116

Ver precios en página 16 / *See prices page 16 / *Voir les prix page 16 / *Vedere prezzi p.16

MANGUERA INDUSTRIAL INDUSTRIALE

Industrial hoses INDUSTrAle
Tuyaux industriels INDUSTrAle
Tubi industriali INDUSTrAle

Soldadura acetileno

Welding hose acetylene

Tuyau pour soudure - acétylène

Tubo saldatura-acetilene



Ø INT. Ø INNER	Ø ext Ø outer	Referencia Part n.º
6,3	13,3	MI06030603
8	15	MI06030803
10	17	MI06031003

Soldadura oxígeno

Welding hose - oxygene

Tuyau pour soudure - oxygène

Tubo saldatura-ossigeno



Ø INT. Ø INNER	Ø ext Ø outer	Referencia Part n.º
6,3	13,3	MI06020603
8	15	MI06020803
10	17	MI06021003

Bitubo (soldadura) oxígeno-acetileno

Twin welding hose - oxygene-acetylene

Tuyau pour soudure jumelé - oxygène-acétylène

Bitubo saldatura -ossigeno-acetilene



Ø INT. Ø INNER	Ø ext Ø outer	Referencia Part n.º
6,3	12,3	MI0601060612
8	14	MI0601080814
10	16	MI0601101016

MANGUERA INDUSTRIAL INDUSTRIALE

Industrial hoses INDUSTRale
Tuyaux industriels INDUSTRale
Tubi industriali INDUSTRale

Chorro de arena - impulsión 12 bar

Sandblast hose - impulsion 12 bar

Tuyau sablage - refoulement 12 bar

Tubo scarico - sabbia 12 bar



Ø INT. Ø INNER	Ø ext Ø outer	Referencia Part nº
13	27	MI030112013
19	33	MI030112019
25	39	MI030112025
32	48	MI030112032
38	54	MI030112038
42	56	MI030112042

Abrasiva 10 bar aspiración

Abrasive hose - suction 10 bar

Tuyau abrasif - aspiration 10 bar

Tubo abrasivo - aspirazione 10 bar




Ø INT. Ø INNER	Ø ext Ø outer	Referencia Part nº
51	65	MI030210051
60	75	MI030210060
63.5	79	MI030210063
76	92	MI030210076
80	96	MI030210080
102	118	MI030210102

Abrasiva 4 bar impulsión

Abrasive hose - delivery 4 bar

Tuyau abrasif - refoulement 4 bar

Tubo abrasivo - scarico 4 bar



Ø INT. Ø INNER	Ø ext Ø outer	Referencia Part nº
90	100	MI030305090
102	112	MI030305102
110	120	MI030305110
127	137	MI030305127
152	162	MI030305152
203	213	MI030305203

Abrasiva impulsión 40 bar

Abrasive hose 40 bar

Tuyau abrasif 40 bar

Tubo abrasivo 40 bar



Ø INT. Ø INNER	Ø ext Ø outer	Referencia Part nº
25	37	MI030540025
32	46	MI030540032
35	49	MI030540035
38	54	MI030540038
50	66	MI030540050
65	83	MI030540065
76	98	MI030540076
102	125	MI030540102

Productos químicos 16 bar EPDM

Chemical products hose 16 bar EPDM

Tuyau produits chimiques 16 bar EPDM

Tubo prodotti chimici 16 bar EPDM



Ø INT. Ø INNER	Ø ext Ø outer	Referencia Part nº
19	31	MI070116019
25	37	MI070116025
32	44	MI070116032
38	51	MI070116038
51	67	MI070116051
63	79	MI070116063

Productos químicos 16 bar Polietileno/UPE

Chemical products hose 16 bar Polyethylene /UPE

Tuyau produits chimiques 16 bar Polyéthilène /UPE

Prodotti chimici 16 bar Polietilene/UPE



Ø INT. Ø INNER	Ø ext Ø outer	Referencia Part nº
19	31	MI070216019
25	37	MI070216025
32	44	MI070216032
38	51	MI070216038
50	66	MI070216050
63	79	MI070216063
75	91	MI070216075
100	116	MI070216100

MANGUERA INDUSTRIAL INDUSTRIALE

Industrial hoses INDUSTrAle
Tuyaux industriels INDUSTrAle
Tubi industriali INDUSTrAle

Manguera alimentaria polivalente FDA 10 bar

Multi-function food hose FDA 10 bar

Tuyau alimentaire polyvalent FDA 10 bar

Tubo alimentare polivalente FDA 10 bar



Ø INT. Ø INNER	Ø ext Ø outer	Referencia Part n°
25,4	38	MAS025
32	45	MAS032
38	52	MAS038
50,8	66	MAS051
63,5	78	MAS063
76,2	93	MAS076

Bebidas alcohólicas máx. 40% FDA 10 bar

Alcoholic beverages max. 40% FDA 10 bar

Boissons alcoolisées max. 40% bar FDA 10

Bibite alcoliche max. 40% FDA 10 bar



Ø INT. Ø INNER	Ø ext Ø outer	Referencia Part n°
25	37	MI020610025
38	50	MI020610038
51	63	MI020610051
76	88	MI020610076

Leche anti-extrusión espiral poliamida 10 bar

Milk hose anti-extrusion polyamide spiral 10 bar

Tuyau à lait anti-extrusion spirale polyamide 10 bar

Tubo latte anti-estrusione spirale poliammide 10 bar



Ø INT. Ø INNER	Ø ext Ø outer	Referencia Part n°
25	38	MI020510025
32	45	MI020510032
38	52	MI020510038
51	66	MI020510051
63	78	MI020510063
76	93	MI020510076



RACORES INOX PARA INDUSTRIA ALIMENTARIA FOOD INDUSTRY STAINLESS STEEL FITTINGS



SMS
Tri-Clamp ISO 2852
DIN 11851
Macon
PTFE STD Series



Consulta en nuestra ficha técnica. Ver precios en Catálogo Racores Inox | Check our technical sheet for data options. See prices in Stainless Steel Fittings Catalogue

MANGUERA INDUSTRIAL GREENLINE

Industrial hoses GREENLINE
Tuyaux industriels GREENLINE
Tubi industriali GREENLINE

Aire comprimido y agua-impulsión



Compressed air and water impulsion

Air comprimé et eau-impulsion

Aria compressa e acqua - mandata



Ø INT. Ø INNER	Ø ext Ø outer	Referencia Part n.º	€
6	14	MW80000614	*
8	15	MW80000815	*
10	17	MW80001017	*
13	21	MW80001321	*

Aspiración agua 10 bar



Water suction hose 10 bar

Tuyau aspiration eau 10 bar

Tubo aspirazione acqua 10 bar



Ø INT. Ø INNER	Ø ext Ø outer	Referencia Part n.º	€
25	36,5	MWI01011025	*
32	44	MWI01011032	*
51	63	MWI01011051	*

Agua y aire comprimido- impulsión



Water and compressed air impulsion

Eau et air comprimé- impulsion

Acqua e aria compressa - mandata



Ø INT. Ø INNER	Ø ext Ø outer	Referencia Part n.º	€
25	35	MWA122025	*
32	43,2	MWA122032	*
38	49,2	MWA122040	*
51	63,4	MWA122051	*

Manguera hidrocarburos 16 bar



Hydrocarbons hose 16 bar

Tuyau pour hydrocarbures 16 bar

Tubo idrocarburi 16 bar



Ø INT. Ø INNER	Ø ext Ø outer	Referencia Part n.º	€
32	42	MW70003243	*
40	50	MW70004054	*
51	62	MW70005064	*

Racores industriales

Industrial fittings
Raccords industriels
Raccordi industriali



<p>CAMLOCK DIN 2828 152</p> <p>CAMLOCK DIN 2828 Fittings Raccords CAMLOCK Raccordi CAMLOCK</p>	<p>ACOPLES GEKA 167</p> <p>GEKA Fittings Raccords GEKA Raccordi GEKA</p>
<p>ACOPLES GUILLEMIN NF E-29572 158</p> <p>GUILLEMIN NF E-29572 Fittings Raccords GUILLEMIN NF E-29572 Raccordi GUILLEMIN NF E-29572</p>	<p>ACOPLES CAMLOCK MORTERO 168</p> <p>MORTAR CAMLOCK Fittings Raccords MORTIER CAMLOCK Raccordi CAMLOCK MORTAIO</p>
<p>ACOPLES TW DIN 28450 160</p> <p>TW DIN 28450 Fittings Raccords TW DIN 28450 Raccordi TW DIN 28450</p>	<p>ACOPLES CHORRO DE ARENA 169</p> <p>SANDBLAST Fittings Raccords SABLAGE Raccordi per SABBIAURA</p>
<p>ACOPLE BARCELONA UNE 23400 162</p> <p>BARCELONA UNE 23400 Fittings Raccords BARCELONA UNE 23400 Raccordi BARCELONA UNE 23400</p>	<p>ACOPLES BAUER 171</p> <p>BAUER Fittings Raccords BAUER Raccordi BAUER</p>
<p>ACOPLES STORZ DIN 1430 163</p> <p>STORZ DIN 1430 Fittings Raccords STORZ DIN 1430 Raccordi STORZ DIN 1430</p>	<p>ACOPLES PERROT 172</p> <p>PERROT Fittings Raccords PERROT Raccordi PERROT</p>
<p>ACOPLES EA DIN 3489 164</p> <p>EA DIN 3489 Fittings Raccords EA DIN 3489 Raccordi EA DIN 3489</p>	<p>ACOPLES VAPOR TIPO BOSS 173</p> <p>Steam fittings BOSS type Raccords vapeur type BOSS Raccordi per vapore tipo BOSS</p>
<p>ACOPLES UA CHICAGO 165</p> <p>UA CHICAGO Fittings Raccords UA CHICAGO Raccordi UA CHICAGO</p>	<p>ACOPLES VAPOR EN 14423 174</p> <p>Steam EN 14423 fittings Raccords vappeur EN 14423 Raccordi per vapore EN 14423</p>
<p>ACOPLES EXPRESS NF E-29-573 166</p> <p>EXPRESS NF E-29-573 Fittings Raccords EXPRESS NF E-29-573 Raccordi EXPRESS NF E-29-573</p>	<p>ACCESORIOS INDUSTRIALES 175</p> <p>Industrial accessories Accessoires industriels Accessori industriale</p>

CAMLOCK DIN 2828

CAMLOCK DIN 2828 Fittings

Raccords CAMLOCK

Raccordi CAMLOCK

CAMLOCK aluminio ▪ CAMLOCK Unions aluminum ▪ Raccords CAMLOCK aluminium ▪ Raccordi CAMLOCK alluminio | 152



CAMLOCK latón ▪ CAMLOCK Unions brass ▪ Raccords CAMLOCK laiton ▪ Raccordi CAMLOCK ottone | 154



CAMLOCK PP ▪ CAMLOCK Unions PP ▪ Raccords CAMLOCK PP ▪ Raccordi CAMLOCK polipropilene | 156



Juntas CAMLOCK ▪ CAMLOCK Seals ▪ Joints CAMLOCK ▪ Guarnizioni per Camlock | 157



ACOPLES GUILLEMIN NF E-29572

GUILLEMIN NF E-29572 Fittings

Raccords GUILLEMIN NF E-29572

Raccordi GUILLEMIN NF E-29572

GUILLEMIN aluminio ▪ GUILLEMIN aluminum ▪ GUILLEMIN aluminium ▪ GUILLEMIN alluminio | 158



Juntas para GUILLEMIN ▪ Seals for GUILLEMIN ▪ Joints pour GUILLEMIN ▪ Guarnizioni per GUILLEMIN | 159



ACOPLES TW DIN 28450

TW DIN 28450 Fittings
Raccords TW DIN 28450
Raccordi TW DIN 28450

TW Latón ▪ TW brass ▪ TW laiton ▪ TW Ottone



BRMK

BRVK

BRMB

BRVB

TW aluminio ▪ TW aluminum ▪ TW aluminium ▪ TW alluminio



ALMB

ALVB

Juntas labiales para MK ▪ U-seals for MK ▪ Joints à lèvres pour MK ▪ U-seals per MK



NBRMK

FPMMK

Juntas planas roscadas para VK, MK ▪ Flat seals for TW VK ▪ Joints plats pour TW VK ▪ Guarnizioni piatte per TW VK, MB



NBRTWR

PTFEWR

Juntas planas para MB ▪ Flat seals for MB ▪ Joints plats pour MB ▪ Flat seals for MB



CSMMB

Juntas toricas para MK y MB ▪ ORING MK ▪ ORING MK ▪ ORING MK



NBRTW

FPMTW

ACOPLE BARCELONA UNE 23400

BARCELONA UNE 23400 Fittings
Raccords BARCELONA UNE 23400
Raccordi BARCELONA UNE 23400

BARCELONA Aluminio ▪ BARCELONA aluminium ▪ BARCELONA aluminium ▪ BARCELONA Alluminio



ALBA01

ALBA03

ALBA05

ALBA02

ALBA04

Juntas BARCELONA ▪ BARCELONA seals ▪ Joints BARCELONA ▪ Guarnizioni BARCELONA



NBRBA

ACOPLES STORZ DIN 1430

STORZ DIN 1430 Fittings
Raccords STORZ DIN 1430
Raccordi STORZ DIN 1430

STORZ aluminio DIN 1430 ▪ STORZ aluminium DIN 1430 ▪ STORZ aluminium DIN 1430 ▪ 1430



ALST01

ALST03

ALST05

ALST02

ALST04

Juntas STORZ ▪ STORZ Seals ▪ STORZ Joints ▪ Guarnizioni STORZ



NBRST

ACOPLES EA DIN 3489

EA DIN 3489 Fittings
Raccords EA DIN 3489
Raccordi EA DIN 3489

EA acero ▪ EA steel ▪ EA acier ▪ EA acciaio



EA01

EA02

EA04

EA05

Juntas EA ▪ EA seals ▪ Joints EA ▪ Guarnizioni EA



NBREA

ACOPLES UA CHICAGO

UA CHICAGO Fittings
Raccords UA CHICAGO
Raccordi UA CHICAGO

UA CHICAGO ACERO ▪ UA CHICAGO steel ▪ UA CHICAGO acier ▪ UA CHICAGO acciaio



UA01

UA02

UA04

UA05

JUNTAS UA CHICAGO ▪ UA CHICAGO seals ▪ Joints UA CHICAGO ▪ Guarnizioni UA CHICAGO



NBRUA

ACOPLES EXPRESS NF E-29-573

EXPRESS NF E-29-573 Fittings
Raccords EXPRESS NF E-29-573
Raccordi EXPRESS NF E-29-573

EXPRESS latón ▪ EXPRESS brass ▪ EXPRESS laiton ▪ EXPRESS ottone



BREX01

BREX02

BREX04

BREX05

Juntas EXPRESS ▪ EXPRESS seals ▪ Joints EXPRESS ▪ Guarnizioni EXPRESS



NBREG

ACOPLES GEKA

GEKA Fittings
Raccords GEKA
Raccordi GEKA

GEKA latón ▪ GEKA brass ▪ GEKA laiton ▪ GEKA ottone



BRGE01

BRGE02

BRGE04

BRGE05

Juntas GEKA ▪ GEKA seals ▪ Joints GEKA ▪ Guarnizioni GEKA



NBRGE

ACOPLES CAMLOCK MORTERO

MORTAR CAMLOCK Fittings
Raccords MORTIER CAMLOCK
Raccordi CAMLOCK MORTAIO

CAMLOCK MORTERO acero carbono ▪ Carbon steel MORTAR CAMLOCK ▪ CAMLOCK MORTIER acier carbone ▪ CAMLOCK MORTAIO acciaio al carbonio



MT22A



MT22C



MT22D



MT22E

ACOPLES CHORRO DE ARENA

SANDBLAST Fittings
Raccords SABLAGE
Raccordi per SABBIATURA

CHORRO DE ARENA aluminio ▪ SANDBLAST aluminum ▪ SABLAGE aluminium ▪ SABBIATURA alluminio



ALCH05



ALCH01



ALCH07

CHORRO DE ARENA latón ▪ SANDBLAST brass ▪ SABLAGE laiton ▪ SABBIATURA ottone



BRCH05



BRCH01



BRCH07

CHORRO DE ARENA nylon ▪ SANDBLAST nylon ▪ SABLAGE nylon ▪ SABBIATURA Nylon



NYCH05



NYCH01



NYCH07

Juntas CHORRO DE ARENA ▪ SANDBLAST Seals ▪ SABLAGE Joints ▪ SABBIATURA Guarnizioni



NBRCH

ACOPLES BAUER

BAUER Fittings
Raccords BAUER
Raccordi BAUER

BAUER acero ▪ BAUER carbon steel ▪ BAUER acier ▪ BAUER acciaio



BEF



BEM

JUNTA BAUER ▪ BAUER seals ▪ Joints BAUER ▪ Guarnizioni BAUER



NBRBE

ACOPLES PERROT

PERROT Fittings
Raccords PERROT
Raccordi PERROT

PERROT acero ▪ PERROT carbon steel ▪ PERROT acier ▪ PERROT acciaio



PEF

PEM

Juntas PERROT ▪ PERROT seals ▪ Joints PERROT ▪ Guarnizioni PERROT



NBRPE

ACOPLES VAPOR TIPO BOSS

Steam fittings BOSS type
Raccords vapeur type BOSS
Raccordi per vapore tipo BOSS

BOSS acero ▪ BOSS carbon steel ▪ BOSS acier ▪ BOSS acciaio



BO1_3

ACOPLES VAPOR EN 14423

Steam EN 14423 fittings
Raccords vapeur EN 14423
Raccordi per vapore EN 14423

EN 144423 acero carbono ▪ EN 14423 steel fittings ▪ Raccords EN 14423 acier ▪ Raccordi EN 14423 acciaio



AB06



STE01



STE02

ACCESORIOS INDUSTRIALES

Industrial accessories
Accessoires industriels
Accessori industriale

Campana para racor industrial ▪ Crimping Ferrule for industrial fitting ▪ Jupe pour raccord industriel ▪ Boccola per raccordo industriale



ALCA

Abrazadera para racor industrial ▪ Clamp for industrial fitting ▪ Collier pour raccord industriel ▪ Collare per raccordo industriale



ALAB01



AB03



AB05



AB04



AB02

CAMLOCK DIN 2828

CAMLOCK DIN 2828 Fittings

Raccords CAMLOCK

Raccordi CAMLOCK

CAMLOCK aluminio macho - rosca hembra BSP Tipo A

CAMLOCK aluminum male - female threaded BSP Type A

CAMLOCK aluminium -adapteur mâle - filetage femelle Type A

CAMLOCK alluminio -adattatore maschio-filettatura femmina Tipo A



DN	ROSCA THREAD	Referencia Part n°
12	1/2"	ALA012
20	3/4"	ALA020
25	1"	ALA025
32	1" 1/4	ALA032
40	1" 1/2	ALA040
50	2"	ALA050
65	2" 1/2	ALA065
80	3"	ALA080
100	4"	ALA100

CAMLOCK aluminio hembra - rosca hembra BSP Tipo D

CAMLOCK aluminum female - female threaded BSP Type D

CAMLOCK aluminium -adapteur femelle Type D

CAMLOCK alluminio -adattatore femmina Tipo D



DN	ROSCA THREAD	Referencia Part n°
12	1/2"	ALD012
20	3/4"	ALD020
25	1"	ALD025
32	1" 1/4	ALD032
40	1" 1/2	ALD040
50	2"	ALD050
65	2" 1/2	ALD065
80	3"	ALD080
100	4"	ALD100

CAMLOCK aluminio hembra - rosca macho BSPT Tipo B

CAMLOCK aluminum female - male threaded BSPT Type B

CAMLOCK aluminium -adapteur femelle - filetage mâle Type B

CAMLOCK alluminio -adattatore femmina-filettatura maschio Tipo B



DN	ROSCA THREAD	Referencia Part n°
12	1/2"	ALB012
20	3/4"	ALB020
25	1"	ALB025
32	1" 1/4	ALB032
40	1" 1/2	ALB040
50	2"	ALB050
65	2" 1/2	ALB065
80	3"	ALB080
100	4"	ALB100

CAMLOCK aluminio macho - para manguera Tipo E

CAMLOCK aluminum male - serrated hose shank Type E

CAMLOCK aluminium -coupleur mâle Type E

CAMLOCK alluminio -adattatore con inserto per Tipo E



DN	MANGUERA HOSE	Referencia Part n°
12	1/2"	ALE012
20	3/4"	ALE020
25	1"	ALE025
32	1" 1/4	ALE032
40	1" 1/2	ALE040
50	2"	ALE050
65	2" 1/2	ALE065
80	3"	ALE080
100	4"	ALE100

CAMLOCK aluminio hembra - para manguera Tipo C

CAMLOCK aluminum female - serrated hose shank Type C

CAMLOCK aluminium -coupleur femelle Type C

CAMLOCK alluminio -adattatore con inserto per tubo Tipo C



DN	MANGUERA HOSE	Referencia Part n°
12	1/2"	ALC012
20	3/4"	ALC020
25	1"	ALC025
32	1" 1/4	ALC032
40	1" 1/2	ALC040
50	2"	ALC050
65	2" 1/2	ALC065
80	3"	ALC080
100	4"	ALC100

CAMLOCK aluminio macho - rosca macho BSPT Tipo F

CAMLOCK aluminum male - male threaded BSPT Type F

CAMLOCK aluminium -adapteur mâle Type F

CAMLOCK alluminio -adattatore maschio Tipo F



DN	ROSCA THREAD	Referencia Part n°
12	1/2"	ALF012
20	3/4"	ALF020
25	1"	ALF025
32	1" 1/4	ALF032
40	1" 1/2	ALF040
50	2"	ALF050
65	2" 1/2	ALF065
80	3"	ALF080
100	4"	ALF100

CAMLOCK DIN 2828

CAMLOCK DIN 2828 Fittings

Raccords CAMLOCK

Raccordi CAMLOCK

CAMLOCK aluminio hembra - tapón Tipo DC

CAMLOCK aluminum cap Type DC

CAMLOCK aluminium -bouchon femelle Type DC

CAMLOCK alluminio -tappo di protezione Tipo DC



DN	Referencia Part n°
12	ALDC012
20	ALDC020
25	ALDC025
32	ALDC032
40	ALDC040
50	ALDC050
65	ALDC065
80	ALDC080
100	ALDC100

CAMLOCK aluminio macho - tapón tipo DP

CAMLOCK aluminum male - plug Type DC

CAMLOCK aluminium -bouchon mâle Type DP

CAMLOCK alluminio -cappuccio di protezione Tipo DP



DN	Referencia Part n°
12	ALDP012
20	ALDP020
25	ALDP025
32	ALDP032
40	ALDP040
50	ALDP050
65	ALDP065
80	ALDP080
100	ALDP100

FLUIDAL

CAMLOCK DIN 2828

CAMLOCK DIN 2828 Fittings

Raccords CAMLOCK

Raccordi CAMLOCK

CAMLOCK latón macho - rosca hembra Tipo A

CAMLOCK brass -adaptor, female threaded Type A

CAMLOCK laiton -adapteur mâle - filetage femelle Type A

CAMLOCK ottone -adattatore maschio-filettatura femmina Tipo A



DN	ROSCA THREAD	Referencia Part n°
12	1/2"	BRA012
20	3/4"	BRA020
25	1"	BRA025
32	1" 1/4	BRA032
40	1" 1/2	BRA040
50	2"	BRA050
65	2" 1/2	BRA065
80	3"	BRA080
100	4"	BRA100

CAMLOCK latón hembra BSP Tipo D

CAMLOCK brass -coupling, female threaded Type D

CAMLOCK laiton -adapteur femelle Type D

CAMLOCK ottone -adattatore femmina Tipo D



DN	ROSCA THREAD	Referencia Part n°
12	1/2"	BRD012
20	3/4"	BRD020
25	1"	BRD025
32	1" 1/4	BRD032
40	1" 1/2	BRD040
50	2"	BRD050
65	2" 1/2	BRD065
80	3"	BRD080
100	4"	BRD100

CAMLOCK latón hembra - rosca macho Tipo B

CAMLOCK brass -coupling, female threaded Type B

CAMLOCK laiton -adapteur femelle - filetage mâle Type B

CAMLOCK ottone -adattatore femmina-filettatura maschio Tipo B



DN	ROSCA THREAD	Referencia Part n°
12	1/2"	BRB012
20	3/4"	BRB020
25	1"	BRB025
32	1" 1/4	BRB032
40	1" 1/2	BRB040
50	2"	BRB050
65	2" 1/2	BRB065
80	3"	BRB080
100	4"	BRB100

CAMLOCK latón macho para manguera Tipo E

CAMLOCK brass -adaptor, with serrated hose shank Type E

CAMLOCK laiton -coupleur mâle Type E

CAMLOCK ottone -adattatore con inserto per Tipo E



DN	MANGUERA HOSE	Referencia Part n°
12	1/2"	BRE012
20	3/4"	BRE020
25	1"	BRE025
32	1" 1/4	BRE032
40	1" 1/2	BRE040
50	2"	BRE050
65	2" 1/2	BRE065
80	3"	BRE080
100	4"	BRE100

CAMLOCK latón hembra para manguera Tipo C

CAMLOCK brass -coupling with serrated hose shank Type C

CAMLOCK laiton -coupleur femelle Type C

CAMLOCK ottone -adattatore con inserto per tubo Tipo C



DN	MANGUERA HOSE	Referencia Part n°
12	1/2"	BRC012
20	3/4"	BRC020
25	1"	BRC025
32	1" 1/4	BRC032
40	1" 1/2	BRC040
50	2"	BRC050
65	2" 1/2	BRC065
80	3"	BRC080
100	4"	BRC100

CAMLOCK latón macho BSPT Tipo F

CAMLOCK brass -adaptor, male threaded Type F

CAMLOCK laiton -adapteur mâle Type F

CAMLOCK ottone -adattatore maschio Tipo F



DN	ROSCA THREAD	Referencia Part n°
12	1/2"	BRF012
20	3/4"	BRF020
25	1"	BRF025
32	1" 1/4	BRF032
40	1" 1/2	BRF040
50	2"	BRF050
65	2" 1/2	BRF065
80	3"	BRF080
100	4"	BRF100

CAMLOCK DIN 2828

CAMLOCK DIN 2828 Fittings

Raccords CAMLOCK

Raccordi CAMLOCK

CAMLOCK latón hembra -tapón Tipo DC

CAMLOCK brass - cap Type DC

CAMLOCK laiton -bouchon femelle Type DC

CAMLOCK ottone -tappo di protezione Tipo DC



DN	Referencia Part n°
12	BRDC012
20	BRDC020
25	BRDC025
32	BRDC032
40	BRDC040
50	BRDC050
65	BRDC065
80	BRDC080
100	BRDC100

CAMLOCK latón macho -tapón Tipo DP

CAMLOCK brass - plug Type DC

CAMLOCK laiton -bouchon mâle Type DP

CAMLOCK ottone -cappuccio di protezione Tipo DP



DN	Referencia Part n°
12	BRDP012
20	BRDP020
25	BRDP025
32	BRDP032
40	BRDP040
50	BRDP050
65	BRDP065
80	BRDP080
100	BRDP100

FLUIDAL

CAMLOCK DIN 2828

CAMLOCK DIN 2828 Fittings

Raccords CAMLOCK

Raccordi CAMLOCK

CAMLOCK PP Adaptador macho - rosca hembra Tipo A BSP

CAMLOCK PP-Adaptor, female thread BSP Type A

CAMLOCK PP-Adapteur mâle - filetage femelle Type A BSP

CAMLOCK PP-Adattatore maschio-filettatura femmina Tipo A BSP



DN	ROSCA THREAD	Referencia Part n°
12	1/2"	PPA012
20	3/4"	PPA020
25	1"	PPA025
32	1"1/4	PPA032
40	1"1/2	PPA040
50	2"	PPA050
65	2"1/2	PPA065
80	3"	PPA080
100	4"	PPA100

CAMLOCK PP Adaptador hembra Tipo D BSP

CAMLOCK PP-Coupling, female thread BSP Type D

CAMLOCK PP-Adapteur femelle Type D BSP

CAMLOCK PP-Adattatore femmina Tipo D BSP



DN	ROSCA THREAD	Referencia Part n°
12	1/2"	PPD012
20	3/4"	PPD020
25	1"	PPD025
32	1"1/4	PPD032
40	1"1/2	PPD040
50	2"	PPD050
65	2"1/2	PPD065
80	3"	PPD080
100	4"	PPD100

CAMLOCK PP Adaptador hembra - rosca macho Tipo B BSPT

CAMLOCK PP-Coupling, female thread BSPT Type B

CAMLOCK PP-Adapteur femelle - filetage mâle Type B BSPT

CAMLOCK PP-Adattatore femmina-filettatura maschio Tipo B BSPT



DN	ROSCA THREAD	Referencia Part n°
12	1/2"	PPB012
20	3/4"	PPB020
25	1"	PPB025
32	1"1/4	PPB032
40	1"1/2	PPB040
50	2"	PPB050
65	2"1/2	PPB065
80	3"	PPB080
100	4"	PPB100

CAMLOCK PP Conexión macho para manguera Tipo E

CAMLOCK PP-Adaptor, with serrat hose shank Type E

CAMLOCK PP-Coupleur mâle Type E

CAMLOCK PP-Adattatore con inserto per Tipo E



DN	MANGUERA HOSE	Referencia Part n°
12	1/2"	PPE012
20	3/4"	PPE020
25	1"	PPE025
32	1"1/4	PPE032
40	1"1/2	PPE040
50	2"	PPE050
65	2"1/2	PPE065
80	3"	PPE080
100	4"	PPE100

CAMLOCK PP Conexión hembra para manguera Tipo C

CAMLOCK PP-Coupling with serrat hose shank Type C

CAMLOCK PP-Coupleur femelle Type C

CAMLOCK PP-Adattatore con inserto per tubo Tipo C



DN	MANGUERA HOSE	Referencia Part n°
12	1/2"	PPC012
20	3/4"	PPC020
25	1"	PPC025
32	1"1/4	PPC032
40	1"1/2	PPC040
50	2"	PPC050
65	2"1/2	PPC065
80	3"	PPC080
100	4"	PPC100

CAMLOCK PP Adaptador macho Tipo F BSPT

CAMLOCK PP-Adaptor, male thread BSPT Type F

CAMLOCK PP-Adapteur mâle Type F BSPT

CAMLOCK PP-Adattatore maschio Tipo F BSPT



DN	ROSCA THREAD	Referencia Part n°
12	1/2"	PPF012
20	3/4"	PPF020
25	1"	PPF025
32	1"1/4	PPF032
40	1"1/2	PPF040
50	2"	PPF050
65	2"1/2	PPF065
80	3"	PPF080
100	4"	PPF100

CAMLOCK DIN 2828

CAMLOCK DIN 2828 Fittings

Raccords CAMLOCK

Raccordi CAMLOCK

CAMLOCK PP Tapón hembra Tipo DC

CAMLOCK PP-Caps Type DC

CAMLOCK PP-Bouchon femelle Type DC

CAMLOCK PP-Tappo di protezione Tipo DC



DN	Referencia Part n°
12	PPDC012
20	PPDC020
25	PPDC025
32	PPDC032
40	PPDC040
50	PPDC050
65	PPDC065
80	PPDC080
100	PPDC100

CAMLOCK PP Tapón macho tipo DP

CAMLOCK PP-Plug Type DP

CAMLOCK PP-Bouchon mâle Type DP

CAMLOCK PP-Cappuccio di protezione Tipo DP



DN	Referencia Part n°
12	PPDP012
20	PPDP020
25	PPDP025
32	PPDP032
40	PPDP040
50	PPDP050
65	PPDP065
80	PPDP080
100	PPDP100

Juntas CAMLOCK NBR

CAMLOCK NBR Seal

Joint CAMLOCK NBR

Guarnizione in NBR per CAMLOCK



Referencia Part n°
12
20
25
32
40
50
65
80
100

*Ver precios en Tarifa Inox pág. 198 / *See prices in Stainless steel Catalogue p. 198 / *Voir prix dans le Catalogue Acier Inox p. 198 / *Prezzi in Acciaio Inossidabile p. 198

Junta CAMLOCK silicona

CAMLOCK Silicone Seal

Joint CAMLOCK silicone

Guarnizione in silicone per CAMLOCK



Referencia Part n°
12
20
25
32
40
50
65
80
100

*Ver precios en Tarifa Inox pág. 198 / *See prices in Stainless steel Catalogue p. 198 / *Voir prix dans le Catalogue Acier Inox p. 198 / *Prezzi in Acciaio Inossidabile p. 198

CAMLOCK ACERO INOXIDABLE | STAINLESS STEEL



Para una amplia gama de aplicaciones como agua, petróleo y productos químicos

For a wide range of applications such as water, petroleum and chemical liquids

ACOPLES GUILLEMIN NF E-29572

GUILLEMIN NF E-29572 Fittings

Raccords GUILLEMIN NF E-29572

Raccordi GUILLEMIN NF E-29572

GUILLEMIN aluminio con cierre -rosca hembra BSP

GUILLEMIN aluminium with closure-BSP Female thread

GUILLEMIN aluminium avec fermeture-Filetage
Femelle BSP

GUILLEMIN alluminio con chiusura -Filetto
femmina



DN	ROSCA THREAD	Referencia Part n°
20	3/4"	ALGU01C020
25	1"	ALGU01C025
32	1" 1/4	ALGU01C032
40	1" 1/2	ALGU01C040
50	2"	ALGU01C050
65	2" 1/2	ALGU01C065
80	3"	ALGU01C080
100	4"	ALGU01C100

GUILLEMIN aluminio con cierre -rosca macho BSP

GUILLEMIN aluminium with closure- BSP Male thread

GUILLEMIN aluminium avec fermeture -Filetage
Male BSP

GUILLEMIN alluminio con chiusura-Filetto maschio



DN	ROSCA THREAD	Referencia Part n°
20	3/4"	ALGU02C020
25	1"	ALGU02C025
32	1" 1/4	ALGU02C032
40	1" 1/2	ALGU02C040
50	2"	ALGU02C050
65	2" 1/2	ALGU02C065
80	3"	ALGU02C080
100	4"	ALGU02C100

GUILLEMIN aluminio sin cierre -rosca hembra BSP

GUILLEMIN aluminium without closure -BSP
Female thread

GUILLEMIN aluminium sans fermeture -Filetage
Femelle BSP

GUILLEMIN alluminio senza chiusura-Filetto
femmina



DN	ROSCA THREAD	Referencia Part n°
20	3/4"	ALGU01S020
25	1"	ALGU01S025
32	1" 1/4	ALGU01S032
40	1" 1/2	ALGU01S040
50	2"	ALGU01S050
65	2" 1/2	ALGU01S065
80	3"	ALGU01S080
100	4"	ALGU01S100

GUILLEMIN aluminio sin cierre -rosca macho BSP

GUILLEMIN aluminium without closure-BSP Male thread

GUILLEMIN aluminium sans fermeture -Filetage
Male BSP

GUILLEMIN alluminio senza chiusura-Filetto
maschio



DN	ROSCA THREAD	Referencia Part n°
20	3/4"	ALGU02S020
25	1"	ALGU02S025
32	1" 1/4	ALGU02S032
40	1" 1/2	ALGU02S040
50	2"	ALGU02S050
65	2" 1/2	ALGU02S065
80	3"	ALGU02S080
100	4"	ALGU02S100

GUILLEMIN aluminio con cierre -tapón

GUILLEMIN aluminium with closure-Plug

GUILLEMIN aluminium avec fermeture -Bouchon

GUILLEMIN alluminio con chiusura-Tappo



DN	Referencia Part n°
20	ALGU04C020
25	ALGU04C025
32	ALGU04C032
40	ALGU04C040
50	ALGU04C050
65	ALGU04C065
80	ALGU04C080
100	ALGU04C100

GUILLEMIN aluminio con cierre-reductor

GUILLEMIN aluminium with closure-Reducer

GUILLEMIN aluminium avec fermeture -Réduction

GUILLEMIN alluminio con chiusura-Riduzione



DN	Referencia Part n°
40-32	ALGU03C040032
50-40	ALGU03C050040
65-50	ALGU03C065050
80-65	ALGU03C080065
100-80	ALGU03C100080

GUILLEMIN aluminio sin cierre -tapón

GUILLEMIN aluminium without closure-Plug

GUILLEMIN aluminium sans fermeture-Bouchon

GUILLEMIN alluminio senza chiusura-Tappo



DN	Referencia Part n°
32	ALGU04S032
40	ALGU04S040
50	ALGU04S050
65	ALGU04S065
80	ALGU04S080
100	ALGU04S100

ACOPLES GUILLEMIN NF E-29572

GUILLEMIN NF E-29572 Fittings
Raccords GUILLEMIN NF E-29572
Raccordi GUILLEMIN NF E-29572

GUILLEMIN aluminio con cierre -para manguera

GUILLEMIN aluminium with closure-For hose

GUILLEMIN aluminium avec fermeture-Pour tuyau

GUILLEMIN alluminio con chiusura-Per tubo



Ø ESPIGA(mm) Ø TAIL (mm)	TAMAÑO SIZE	Referencia Part n°
40	40	ALGU05C040040
45	40	ALGU05C040045
50	50	ALGU05C050050
55	50	ALGU05C050055
65	65	ALGU05C065065
80	80	ALGU05C080080
100	100	ALGU05C100100

GUILLEMIN -junta NBR

GUILLEMIN -NBR joint

GUILLEMIN -joint NBR

GUILLEMIN -Guarnizioni NBR



DN	Referencia Part n°
20	NBRGU020
25	NBRGU025
32	NBRGU032
40	NBRGU040
50	NBRGU050
65	NBRGU065
80	NBRGU080
100	NBRGU100

GUILLEMIN **ACERO INOXIDABLE | STAINLESS STEEL**



Aplicaciones de presión y aspiración en un amplio rango de industrias
Pressure and suction purposes in a wide range of industries

ACOPLES TW DIN 28450

TW DIN 28450 Fittings
Raccords TW DIN 28450
Raccordi TW DIN 28450

TW latón -Rosca hembra - acople hembra BSP

TW brass -Female thread - female coupling

TW laiton -Filetage Femelle - accouplement Femelle BSP

TW ottone -Filetto femmina- accoppiamento femmina BSP



DN	Referencia Part n°
2"	BRMK05032
3"	BRMK08048
4"	BRMK10064

TW latón -Rosca hembra - acople macho BSP

TW brass -Female thread - male coupling

TW laiton - Filetage Femelle - accouplement Male BSP

TW ottone -Filetto femmina- accoppiamento maschio BSP



DN	Ø	Referencia Part n°
2"	70.5	BRVK05032
3"	102	BRVK08048
4"	128	BRVK10064

TW latón -Tapón - acople hembra

TW brass -Plug - Female coupling

TW laiton -Bouchon - accouplement Femelle

TW ottone -Tappo- accoppiamento femmina



DN	Referencia Part n°
2"	BRMB050
3"	BRMB080
4"	BRMB100

TW latón -Tapón - acople macho

TW brass -Plug - Male coupling

TW laiton -Bouchon - accouplement Mâle

TW ottone -Tappo- accoppiamento maschio



DN	Ø	Referencia Part n°
2"	70.5	BRVB050
3"	102	BRVB080
4"	128	BRVB100

TW aluminio-Tapón - acople hembra

TW aluminum -Female Dust Cap coupling

TW aluminium -Bouchon - accouplement Femelle

TW alluminio -Tappo- accoppiamento femmina



DN	Referencia Part n°
2"	ALMB050
3"	ALMB080
4"	ALMB100

TW aluminio -Tapón - acople macho

TW aluminum - Male Dust Plug coupling

TW aluminium -Bouchon - accouplement Mâle

TW alluminio -Tappo- accoppiamento maschio



DN	Ø	Referencia Part n°
2"	70.5	ALVB050
3"	102	ALVB080
4"	128	ALVB100

TW



Para el transporte de líquidos, sólidos y gases, excepto gas licuado y vapor.
For the transport of liquids, solids and gases, except liquefied gas and steam.

● *Inox | Stainless Steel* ● *Aluminio | Aluminium* ● *Latón | Brass*

ACOPLES TW DIN 28450

TW DIN 28450 Fittings
Raccords TW DIN 28450
Raccordi TW DIN 28450

Juntas NBR



NBR U-seals

Joints à lèvres NBR

Tenute a labbro NBR



DN	Referencia Part n°
2"	NBRMK050
3"	NBRMK080

Juntas labiales FPM



FPM U-seals

Joints à lèvres FPM

Tenute a labbro FPM



DN	Referencia Part n°
2"	FPMMK050
3"	FPMMK080

Juntas planas roscada NBR



NBR Flat seals

Joints plats NBR

Guarnizioni piatte NBR



DN	Referencia Part n°
2"	NBRTWR050
3"	NBRTWR080
4"	NBRTWR100


Juntas planas roscada PTFE



PTFE Flat seals

Joints plats PTFE

Guarnizioni piatte PTFE



DN	Referencia Part n°
2"	PTFEEWR050
3"	PTFEEWR080
4"	PTFEEWR100

Juntas planas CSM



Flat seals CSM

Joints plats CSM

Guarnizioni piatte CSM



DN	Referencia Part n°
2"	CSMMB050
3"	CSMMB080

Juntas toricas NBR



ORING NBR

ORING NBR

ORING NBR



DN	Referencia Part n°
4"	NBRTWO100

Juntas toricas FPM



ORING FPM

ORING FPM

ORINGFPM



DN	Referencia Part n°
4"	FPMTWO100

ACOPLE BARCELONA UNE 23400

BARCELONA UNE 23400 Fittings
Raccords BARCELONA UNE 23400
Raccordi BARCELONA UNE 23400

BARCELONA aluminio -Rosca hembra BSP

BARCELONA aluminium- Female thread BSP

BARCELONA aluminium- Filetage femelle BSP

BARCELONA Alluminio- Filetto femmina BSP



ROSCA THREAD	TAMAÑO SIZE	Referencia Part n°
1"	25	ALBA0102516
1" 1/2	45	ALBA0104524
2" 1/2	70	ALBA0107040

BARCELONA aluminio -Reductor

BARCELONA aluminium- Reducer

BARCELONA aluminium- Reducteur

BARCELONA Alluminio- Riduttore



TAMAÑO SIZE	Referencia Part n°
70-45	ALBA03070045
45-25	ALBA03045025

BARCELONA aluminio -Para manguera

BARCELONA aluminium- For hose

BARCELONA aluminium- Pour tuyau

BARCELONA Alluminio- Per tubo



TAMAÑO SIZE	Referencia Part n°
25	ALBA05025025
45	ALBA05045045
70	ALBA05070070

BARCELONA aluminio -Rosca macho BSP

BARCELONA aluminium- Male thread BSP

BARCELONA aluminium- Filetage mâle BSP

BARCELONA Alluminio- Filetto maschio BSP



ROSCA THREAD	TAMAÑO SIZE	Referencia Part n°
1"	25	ALBA0202516
1" 1/2	45	ALBA0204524
2" 1/2	70	ALBA0207040

BARCELONA aluminio -Tapón

BARCELONA aluminium- Dust Cap

BARCELONA aluminium- Bouchon

BARCELONA Alluminio- Tappo



TAMAÑO SIZE	Referencia Part n°
25	ALBA04025
45	ALBA04045
70	ALBA04070

Juntas NBR BARCELONA

NBR BARCELONA seals

Joints NBR BARCELONA

Guarnizioni NBR BARCELONA



TAMAÑO SIZE	Referencia Part n°
25	NBRBA025
45	NBRBA045
70	NBRBA070

BARCELONA


● Aluminio | Aluminium



Para aplicaciones de incendios
For firefighting use

UNE 23400

Ver ficha técnica | Check technical sheet



ACOPLES STORZ DIN 1430

STORZ DIN 1430 Fittings
Raccords STORZ DIN 1430
Raccordi STORZ DIN 1430

STORZ aluminio- Rosca hembra BSP

STORZ aluminium- Female thread BSP

STORZ aluminium- Filetage femelle BSP

STORZ Alluminio- Filetto femmina BSP



DN	ROSCA THREAD	Referencia Part n°
25	1"	ALST01025D16
38	1"1/2	ALST0103824
52	2"	ALST01052C32
65	2"1/2	ALST0106540
75	3"	ALST01075B48
110	4"	ALST01110A64

STORZ aluminio- Reductor

STORZ aluminium- Reducer

STORZ aluminium- Reducteur

STORZ Alluminio- Riduttore



DN	Referencia Part n°
25-52	ALST03052C025D
52-75	ALST03075B052C
65-110	ALST03110A065
75-110	ALST03110A075B

STORZ aluminio- Para manguera

STORZ aluminium- For hose

STORZ aluminium- Pour tuyau

STORZ Alluminio- Per tubo



DN	Referencia Part n°
25	ALST05025D
38	ALST05038038
52	ALST05052C052
65	ALST05065065
75	ALST05075B075
100	ALST05110A100

STORZ aluminio- Rosca macho BSP

STORZ aluminium- Male thread BSP

STORZ aluminium- Filetage mâle BSP

STORZ Alluminio- Filetto maschio BSP



DN	ROSCA THREAD	Referencia Part n°
25	1"	ALST02025D16
38	1"1/2	ALST0203820
52	2"	ALST02052C32
65	2"1/2	ALST0206540
75	3"	ALST02075B48
110	4"	ALST02110A64

STORZ aluminio- Tapón

STORZ aluminium- Cap

STORZ aluminium- Bouchon

STORZ Alluminio- Tappo



DN	Referencia Part n°
25	ALST04025D
38	ALST04038
52	ALST04052C
65	ALST04065
75	ALST04075B
100	ALST04110A

Juntas NBR STORZ

STORZ - NBR Seals

Joints STORZ - NBR

STORZ - Guarnizioni NBR



DN	Referencia Part n°
38	NBRST038
52	NBRST052C
65	NBRST065
75	NBRST075B
100	NBRST110A
25	NBRST025D

STORZ

● Aluminio | Aluminium



Para aplicaciones de incendios, agricultura...
For firefighting, agriculture and delivery use

DIN 1430

Ver ficha técnica | Check technical sheet



ACOPLES EA DIN 3489

EA DIN 3489 Fittings
Raccords EA DIN 3489
Raccordi EA DIN 3489

EA acero- Rosca hembra BSP

EA steel- Female thread BSP

EA acier- Filetage femelle BSP

EA acciaio - Filetto femmina BSP



ROSCA THREAD	Referencia Part n°
1/2"	EA0108
3/4"	EA0112
1"	EA0116

EA acero- Rosca macho BSP

EA steel- Male thread BSP

EA acier- Filetage mâle BSP

EA acciaio - Filetto maschio BSP



ROSCA THREAD	Referencia Part n°
1/2"	EA0208
3/4"	EA0212
1"	EA0216

EA acero- Tapón

EA steel- Cap

EA acier- Bouchon

EA acciaio - Tappo



DESCRIPCION DESCRIPTION	Referencia Part n°
CAP	EA04

EA acero- Para manguera c/collar

EA steel- For hose

EA acier- Pour tuyau avec collier

EA acciaio - Per tubo



DN	Referencia Part n°
13	EA0513
16	EA0516
19	EA0519
25	EA0525

Juntas NBR EA

EA NBR seals

Joints NBR EA

Guarnizioni EA NBR



TAMAÑO SIZE	Referencia Part n°
ALL	NBREA

Air European (EA)

● Acero Carbono | Carbon Steel



Para aplicaciones de agua y aire comprimido

For water and compressed air applications

DIN 3489

Ver ficha técnica | Check technical sheet



ACOPLES UA CHICAGO

UA CHICAGO Fittings
Raccords UA CHICAGO
Raccordi UA CHICAGO

UA CHICAGO acero- Rosca hembra NPT

UA CHICAGO steel- Female thread NPT

UA CHICAGO acier- Filetage femelle NPT

UA CHICAGO acciaio - Filetto femmina NPT



ROSCA THREAD	Referencia Part n°
1/4" NPT	UA0104
3/8" NPT	UA0106
1/2" NPT	UA0108
3/4" NPT	UA0112
1" NPT	UA0116
1" 1/4 NPT	UA0120
1" 1/2 NPT	UA0124
2" NPT	UA0132

UA CHICAGO acero- Para manguera c/collar

UA CHICAGO steel- For hose

UA CHICAGO acier- Pour tuyau avec collier

UA CHICAGO acciaio - Per tubo



DN	Referencia Part n°
6	UA0507
10	UA0510
13	UA0513
19	UA0519
25	UA0525
32	UA0532
38	UA0538
50	UA0550

UA CHICAGO acero- Rosca macho NPT

UA CHICAGO steel- Male thread NPT

UA CHICAGO acier- Filetage mâle NPT

UA CHICAGO acciaio - Filetto maschio NPT



ROSCA THREAD	Referencia Part n°
1/4" NPT	UA0204
3/8" NPT	UA0206
1/2" NPT	UA0208
3/4" NPT	UA0212
1" NPT	UA0216
1 1/4" NPT	UA0220
1 1/2" NPT	UA0224
2" NPT	UA0232

NBR JUNTAS UA CHICAGO

UA CHICAGO NBR seals

Joints NBR UA CHICAGO

Guarnizioni UA CHICAGO NBR



TAMAÑO SIZE	Referencia Part n°
ALL	NBRUA02

UA CHICAGO acero- Tapón

UA CHICAGO steel- Cap

UA CHICAGO acier- Bouchon

UA CHICAGO acciaio - Tappo



DESCRIPCION DESCRIPTION	Referencia Part n°
CAP	UA0402

ACOPLES EXPRESS NF E-29-573

EXPRESS NF E-29-573 Fittings

Raccords EXPRESS NF E-29-573

Raccordi EXPRESS NF E-29-573

EXPRESS latón- Rosca hembra BSP

EXPRESS brass- Female thread BSP

EXPRESS laiton- Filetage femelle BSP

EXPRESS ottone - Filetto femmina BSP



ROSCA THREAD	Referencia Part n°
1/4"	BREX0104
3/8"	BREX0106
1/2"	BREX0108
3/4"	BREX0112
1"	BREX0116
1" 1/4	BREX0120

EXPRESS latón- Rosca macho BSP

EXPRESS brass- Male thread BSP

EXPRESS laiton- Filetage mâle BSP

EXPRESS ottone - Filetto maschio BSP



ROSCA THREAD	Referencia Part n°
1/4"	BREX0204
3/8"	BREX0206
1/2"	BREX0208
3/4"	BREX0212
1"	BREX0216
1" 1/4	BREX0220

EXPRESS latón- Tapón

EXPRESS brass- Cap

EXPRESS laiton- Bouchon

EXPRESS ottone - Tappo



DESCRIPCION DESCRIPTION	Referencia Part n°
CAP	BREX04

EXPRESS latón- Para manguera

EXPRESS brass- For hose

EXPRESS laiton- Pour tuyau

EXPRESS ottone - Per tubo



Ø EXT. Ø OUTER	TAMAÑO SIZE	Referencia Part n°
9	7-9	BREX0508
10	8-10	BREX0510
12	11-13	BREX0513
14	13-16	BREX0514
17	16-18	BREX0517
20	19-21	BREX0519
26	25-27	BREX0525
31	30-32	BREX0532

Juntas NBR EXPRESS

NBR EXPRESS seals

Joints NBR EXPRESS

Guarnizioni EXPRESS



TAMAÑO SIZE	Referencia Part n°
ALL	NBEX

EXPRESS

● Latón | Brass



Para aplicaciones de agua y aire comprimido

For water and compressed air applications

NF E-29573

Ver ficha técnica | Check technical sheet



ACOPLES GEKA

GEKA Fittings
Raccords GEKA
Raccordi GEKA

GEKA latón -Rosca hembra BSP

GEKA brass- Female thread BSP

GEKA laiton- Filetage femelle BSP

GEKA ottone - Filetto femmina BSP



ROSCA THREAD	Referencia Part n°
3/8"	BRGE0106
1/2"	BRGE0108
3/4"	BRGE0112
1"	BRGE0116
1"1/4	BRGE0120
1"1/2	BRGE0124

GEKA latón -Rosca macho BSP

GEKA brass- Male thread BSP

GEKA laiton- Filetage mâle BSP

GEKA ottone - Filetto maschio BSP



ROSCA THREAD	Referencia Part n°
3/8"	BRGE0206
1/2"	BRGE0208
3/4"	BRGE0212
1"	BRGE0216
1"1/4	BRGE0220
1"1/2	BRGE0224

GEKA latón -Tapón

GEKA brass- Plug

GEKA laiton- Bouchon

GEKA ottone - Tappo



DESCRIPCION DESCRIPTION	Referencia Part n°
Plug	BRGE04

GEKA latón -Para manguera

GEKA brass- For hose

GEKA laiton- Pour tuyau

GEKA ottone - Per tubo



DN	Referencia Part n°
10	BRGE0510
13	BRGE0513
16	BRGE0516
19	BRGE0519
25	BRGE0525
32	BRGE0532
38	BRGE0538

Juntas NBR GEKA

NBR GEKA seals

Joints NBR GEKA

Guarnizioni NBR GEKA



TAMAÑO SIZE	Referencia Part n°
ALL	NBRGE

GEKA

● Latón | Brass



Para aplicaciones de agricultura, jardinería, construcción y servicios públicos
For agricultural, gardening, construction and public service applications

Ver ficha técnica | Check technical sheet



ACOPLES CAMLOCK MORTERO

MORTAR CAMLOCK Fittings
Raccords MORTIER CAMLOCK
Raccordi CAMLOCK MORTAIO

CAMLOCK MORTERO acero Tipo A BSP

A Type steel MORTAR CAMLOCK BSP

CAMLOCK MORTIER acier Type A BSP

CAMLOCK MORTAIO acciaio Tipo A BSP



DN	SERIE	ROSCA THREAD	Referencia Part n°
25	22	1"	MT22A2516
27	22	1"	MT22A2716
35	22	1" 1/4	MT22A3520
35	22	1" 1/2	MT22A3524
50	22	2"	MT22A5032
35	23.5	1" 1/4	MT23A3520
35	23.5	1" 1/2	MT23A3524
50	23.5	2"	MT23A5032

CAMLOCK MORTERO acero Tipo D BSP

D Type steel MORTAR CAMLOCK BSP

CAMLOCK MORTIER acier Type D BSP

CAMLOCK MORTAIO acciaio Tipo D BSP



DN	SERIE	ROSCA THREAD	Referencia Part n°
25	22	1"	MT22D2516
27	22	1"	MT22D2716
35	22	1" 1/4	MT22D3520
35	22	1" 1/2	MT22D3524
50	22	2"	MT22D5032
35	23.5	1" 1/4	MT23D3520
35	23.5	1" 1/2	MT23D3524
50	23.5	2"	MT23D5032

CAMLOCK MORTERO acero Tipo C

C Type steel MORTAR CAMLOCK

CAMLOCK MORTIER acier Type C

CAMLOCK MORTAIO acciaio Tipo C



DN	SERIE	Referencia Part n°
27	22	MT22C2725
35	22	MT22C3535
50	22	MT22C5050
35	23.5	MT23C3535
50	23.5	MT23C5050

CAMLOCK MORTERO acero Tipo E

E Type steel MORTAR CAMLOCK

CAMLOCK MORTIER acier Type E

CAMLOCK MORTAIO acciaio Tipo E



DN	SERIE	Referencia Part n°
25	22	MT22E2525
27	22	MT22E2725
35	22	MT22E3535
50	22	MT22E5050
35	23.5	MT23E3535
50	23.5	MT23E5050

ACOPLES CHORRO DE ARENA

SANDBLAST Fittings
Raccords SABLAGE
Raccordi per SABBIA TURA

CHORRO DE ARENA aluminio acople - para manguera

SANDBLAST aluminum -for hose

SABLAGE aluminium -pour le tuyau

Raccordo SABBIA TURA alluminio -per tubo



DN	Referencia Part n°
19	ALCH0519
25	ALCH0525
32	ALCH0532
38	ALCH0538

CHORRO DE ARENA aluminio acople - rosca hembra BSP

SANDBLAST aluminum -Female thread BSP

SABLAGE aluminium -Filetage femelle BSP

Raccordo SABBIA TURA alluminio -Filetto femmina BSP



ROSCA THREAD	Referencia Part n°
1" 1/4	ALCH0120
1" 1/2	ALCH0124

CHORRO DE ARENA aluminio para manguera - rosca hembra BSP

SANDBLAST aluminum -for hose-Female thread BSP

SABLAGE aluminium -Filetage femelle BSP pour tuyau

Raccordo SABBIA TURA alluminio -per tubo- Filetto femmina BSP



DN	ROSCA THREAD	Referencia Part n°
19	1" 1/4	ALCH071219
25	1" 1/4	ALCH071625
32	1" 1/4	ALCH072032
38	1" 1/4	ALCH072438

CHORRO DE ARENA latón acople - para manguera

SANDBLAST brass -for hose

SABLAGE laiton -pour le tuyau

Raccordo SABBIA TURA ottone -per tubo



DN	Referencia Part n°
19	BRCH0519*
25	BRCH0525
32	BRCH0532
38	BRCH0538

Hasta fin de existencias / Until end of stock / Jusqu'à la fin du stock / Fino ad esaurimento

CHORRO DE ARENA latón acople - rosca hembra BSP

SANDBLAST brass -Female thread BSP

SABLAGE laiton -Filetage femelle BSP

Raccordo SABBIA TURA ottone -Filetto femmina BSP



ROSCA THREAD	Referencia Part n°
1" 1/4	BRCH0120
1" 1/2	BRCH0124

CHORRO DE ARENA latón para manguera - rosca hembra BSP

SANDBLAST brass -for hose-Female thread BSP

SABLAGE laiton -Filetage femelle BSP pour tuyau

Raccordo SABBIA TURA ottone -per tubo- Filetto femmina BSP



DN	ROSCA THREAD	Referencia Part n°
19	1" 1/4	BRCH071219
25	1" 1/4	BRCH071625
32	1" 1/4	BRCH072032
38	1" 1/4	BRCH072438

CHORRO DE ARENA SAND BLAST

● Aluminio | Aluminium ● Latón | Brass



Para aplicaciones de chorro de arena y gunitados
For sandblasting and build-up applications

Ver ficha técnica | Check technical sheet



ACOPLES CHORRO DE ARENA

SANDBLAST Fittings
Raccords SABLAGE
Raccordi per SABBIATURA

CHORRO DE ARENA nylon acople - para manguera

SANDBLAST nylon for hose

SABLAGE nylon pour le tuyau

Raccordo SABBIATURA nylon per tubo



DN	Referencia Part n°
19	NYCH0519
25	NYCH0525
32	NYCH0532
38	NYCH0538

CHORRO DE ARENA nylon acople - rosca hembra BSP

SANDBLAST nylon female thread BSP

SABLAGE nylon filetage femelle BSP

Raccordo SABBIATURA nylon filetto femmina BSP



ROSCA THREAD	Referencia Part n°
1" 1/4	NYCH0120
1" 1/2	NYCH0124

CHORRO DE ARENA nylon para manguera - rosca hembra BSP

SANDBLAST nylon for hose female thread BSP

SABLAGE nylon filetage femelle BSP pour tuyau

Raccordo SABBIATURA nylon per tubo filetto femmina BSP



DN	ROSCA THREAD	Ø INT. Ø INNER	Referencia Part n°
25	1" 1/4	38.75	NYCH071625
32	1" 1/4	50.20	NYCH072032
38	1" 1/4	55.60	NYCH072438

Juntas NBR CHORRO DE ARENA

SANDBLAST NBR Seals

SABLAGE Joints NBR

SABBIATURA - Guarnizioni NBR



TAMAÑO SIZE ALL	Referencia Part n°
	NBRCH

ACOPLES BAUER

BAUER Fittings
Raccords BAUER
Raccordi BAUER

BAUER acero hembra

BAUER carbon steel female

BAUER acier femelle

BAUER acciaio femmina



DN	Ø ROTULA Ø BALL	Referencia Part n°
2"	50	BEF050
3"	76	BEF076
4"	108	BEF108

Juntas NBR BAUER

NBR BAUER seals

Joints NBR BAUER

Guarnizioni NBR BAUER



DN	Referencia Part n°
2"	NBRBE050
3"	NBRBE076
4"	NBRBE108

BAUER acero macho

BAUER carbon steel male

BAUER acier mâle

BAUER acciaio maschio



DN	Ø ROTULA Ø BALL	Referencia Part n°
2"	50	BEM050
3"	76	BEM076
4"	108	BEM108

FLUIDAL

ACOPLES PERROT

PERROT Fittings
Raccords PERROT
Raccordi PERROT

PERROT acero hembra

PERROT carbon steel female

PERROT acier femelle

PERROT acciaio femmina



DN	Ø OUTER Ø EXT.	Referencia Part n°
2"	52.3	PEF050
3"	77.4	PEF089
4"	102.4	PEF108

Juntas NBR PERROT

NBR PERROT seals

Joints NBR PERROT

Guarnizioni NBR PERROT



DN	Referencia Part n°
2"	NBRPE050
3"	NBRPE089
4"	NBRPE108

PERROT acero macho

PERROT carbon steel male

PERROT acier mâle

PERROT acciaio maschio



DN	Ø OUTER Ø EXT.	Referencia Part n°
2"	52.3	PEM050
3"	77.4	PEM089
4"	102.4	PEM108

FLUIDAL

ACOPLES VAPOR TIPO BOSS

Steam fittings BOSS type
Raccords vapeur type BOSS
Raccordi per vapore tipo BOSS

BOSS acero kit BSP

BOSS carbon steel kit BSP

BOSS acier kit BSP

BOSS acciaio kit BSP



DN	ROSCA THREAD	Referencia Part n°
1/2"	1/2" BSP	B00813
3/4"	3/4" BSP	B01219
1"	1" BSP	B01625
1"1/4	1" 1/4 BSP	B02032
1"1/2	1"1/2 BSP	B02438
2"	2" BSP	B03251

FLUIDAL

ACOPLES VAPOR EN 14423

Steam EN 14423 fittings
Raccords vappeur EN 14423
Raccordi per vapore EN 14423

Abrazadera EN 14423 acero

EN 14423 clamp steel

Collier EN 14423 acier

Collare EN 14423 acciaio



DN	Ø INT. Ø INNER	Referencia Part n°
13X6	24-26	AB06024026
19X7	32-34	AB06032034
25X7.5	39-41	AB06039041
32X8	47-50	AB06047050
38X8	53-56	AB06053056
50X9	67-69	AB06067069

Hembra Espiga EN 14423 acero

Female-hose tail EN 14423 steel

Femelle à douille EN 14423 acier

Femmina con inserto EN 14423 acciaio



DN	ROSCA THREAD	Referencia Part n°
13	1/2" BSP	STE0208
19	3/4" BSP	STE0212
25	1" BSP	STE0216
32	1" 1/4 BSP	STE0220
38	1" 1/2 BSP	STE0224
50	2" BSP	STE0232

Macho Espiga EN 14423 acero

Male-hose tail EN 14423 steel

Mâle à douille EN 14423 acier

Maschio con inserto EN 14423 acciaio



DN	ROSCA THREAD	Referencia Part n°
13	1/2" BSPT	STE0108
19	3/4" BSPT	STE0112
25	1" BSPT	STE0116
32	1" 1/4 BSPT	STE0120
38	1" 1/2 BSPT	STE0124
50	2" BSPT	STE0132

VAPOR BOSS STEAM BOSS

● Acero Carbono | Carbon Steel



Adecuado para las conexiones de manguera de vapor, y también ampliamente utilizado para aire comprimido, agua, gas petróleo licuado y fluidos químicos, etc.

Suitable for steam hose connections, and widely used for compressed air, water, liquid petroleum gas, chemical fluids, etc.

Ver ficha técnica | Check technical sheet



ACCESORIOS INDUSTRIALES


Industrial accessories
Accessoires industriels
Accessori industriale

Campana aluminio para racor industrial - cierre 45º

Crimping Ferrule 45º closure (aluminium)

Jupe aluminium pour raccord industriel -fermeture 45º

Boccola in alluminio per raccordo industriale-chiusura 45º



Ø INT. Ø INNER	Referencia Part nº
11	ALCA011000
12.9	ALCA012900
13.4	ALCA013400
14.5	ALCA014500
15.5	ALCA015500
17.5	ALCA017500
18.5	ALCA018500
20.5	ALCA020500
21.5	ALCA021500
24.5	ALCA024500
26.5	ALCA026500
27.5	NEW ALCA027500*
28.5	ALCA028500
30	ALCA030000
33	ALCA033000
36	ALCA036000
39	ALCA039000
46	ALCA046000
43	ALCA043000
48	ALCA048000
50	ALCA050000
54	ALCA054000
56.5	ALCA056500
63	ALCA063000
67	ALCA067000
84	ALCA083000
98	ALCA099000
123	ALCA121000

Hasta fin de existencias / Until end of stock / Jusqu'à la fin du stock / Fino ad esaurimento

Abrazadera EN 14420-3 aluminio

Clamp EN 14420-3 aluminium

Collier EN 14420-3 aluminium

Collare EN 14420-3 alluminio



Ø MANGUERA Ø HOSE	Ø INT. Ø INNER	Referencia Part nº
13x5	21-25 mm	ALAB01021025
19X6	29-33 mm	ALAB01029033
25x5	34-37 mm	ALAB01034037
25x6	36-39 mm	ALAB01036039
32X5	41-44 mm	ALAB01041044
32x6	42-46 mm	ALAB01042046
32x8/35x6	46-50 mm	ALAB01046050
38X5	47-51 mm	ALAB01047051
38X6.5	49-53 mm	ALAB01049053
38x8	52-56 mm	ALAB01052056
38x10	56-60 mm	ALAB01056060
50X5.5	62-64 mm	ALAB01060064
50x8	63-67 mm	ALAB01063067
50X10	68-72 mm	ALAB01068072
63x6	74-77 mm	ALAB01074077
63X8	77-81 mm	ALAB01077081
65x10	84-87 mm	ALAB01084087
75x6	87-90 mm	ALAB01087090
75x8	89-94 mm	ALAB01089094
75X10	94-98 mm	ALAB01094098
100x8	114-119 mm	ALAB01114119

Abrazadera EXPRESS acero

Clamp EXPRESS steel

Collier EXPRESS acier

Collare EXPRESS acciaio



Ø INT. Ø INNER	Referencia Part nº
19-21 mm	AB031921
22-24 mm	AB032224
25-27 mm	AB032527
28-30 mm	AB032830
31-33 mm	AB033133
34-36 mm	AB033436
37-39 mm	AB033739

Abrazadera tipo BOSS acero

Clamp BOSS type steel

Collier type BOSS acier

Collare tipo BOSS acciaio



Ø INT. Ø INNER	Nº TORNILLOS Nº BOLTS	Referencia Part nº
24-27 mm	2	AB05024027
30-33 mm	2	AB05030033
38-43 mm	2	AB05038043
38-43 mm	4	AB05438043
43-49 mm	4	AB05043049
54-60 mm	4	AB05054060
63-71 mm	4	AB05063071

Abrazadera DIN 20039 A acero

Clamp DIN 20039 A steel

Collier DIN 20039 A acier

Collare DIN 20039 A acciaio



Ø INT. Ø INNER	Referencia Part nº
22-29 mm	AB04022029
28-34 mm	AB04028034
32-40 mm	AB04032040

ACCESORIOS INDUSTRIALES

Industrial accessories
Accessoires industriels
Accessori industriale

Abrazadera alta presión W1 acero

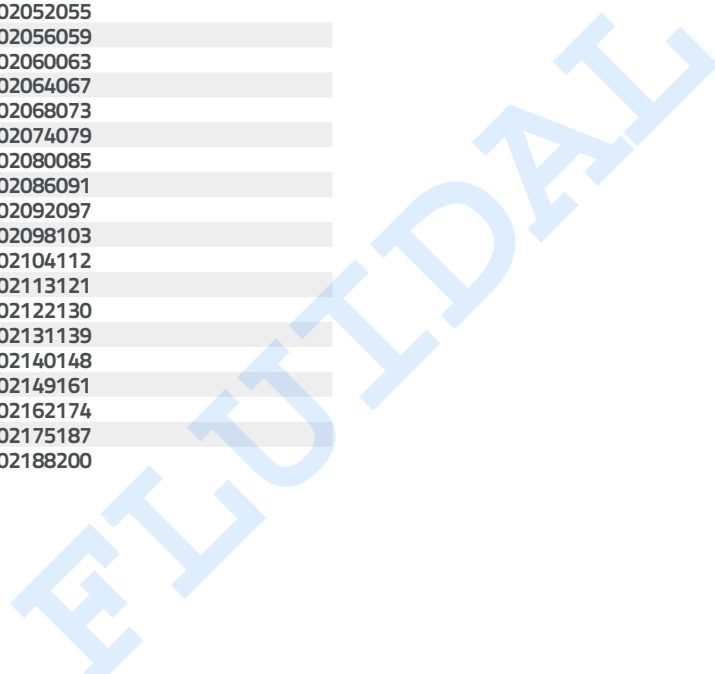
Clamp high pressure W1 steel

Collier haute pression W1 acier

Collare alta pressione W1 acciaio



Ø INT. Ø INNER	Referencia Part n°
17-19mm	AB02017019
20-22mm	AB02020022
23-25mm	AB02023025
26-28mm	AB02026028
29-31mm	AB02029031
32-35mm	AB02032035
36-39mm	AB02036039
40-43mm	AB02040043
44-47mm	AB02044047
48-51mm	AB02048051
52-55mm	AB02052055
56-59mm	AB02056059
60-63mm	AB02060063
64-67mm	AB02064067
68-73mm	AB02068073
74-79mm	AB02074079
80-85mm	AB02080085
86-91mm	AB02086091
92-97mm	AB02092097
98-103mm	AB02098103
104-112mm	AB02104112
113-121mm	AB02113121
122-130mm	AB02122130
131-139mm	AB02131139
140-148mm	AB02140148
149-161mm	AB02149161
162-174mm	AB02162174
175-187mm	AB02175187
188-200mm	AB02188200



CAMPANAS Y ABRAZADERAS

FERRULES AND CLAMPS

Soluciones perfectas para asegurar la conexión

Perfect solutions to ensure the connection



● Acero Carbono | Carbon Steel ● Inox | Stainless Steel ● Aluminio | Aluminium ● Latón | Brass

Inox Corrugado

Stainless steel hose, welding fittings and flanges

Tuyau Inox, raccords et brides à souder

Tubi Inox, raccordi e flange a saldare



MANGUERA INOX ISO 10380 184

Stainless steel hose ISO 10380

Tuyau Inox ISO 10380

Tubi inox ISO 10380

RACORES SOLDABLES 186

Welding fittings

Raccords à souder

Raccordi a saldare

BRIDAS SOLDABLES 192

Welding flanges

Brides à souder

Flange a saldare

MANGUERA INOX ISO 10380

Stainless steel hose ISO 10380

Tuyau Inox ISO 10380

Tubi inox ISO 10380

Mangueras Inox Corrugado y Malla Inox ▪ Convoluted stainless steel hoses and AISI 304 Braid ▪ Tuyaux inox onduleux et Tresse Inox ▪ Tubi Inox corrugato e Maglia Inox



M93211

M93161304

M93161

M93161304..EF

M93162304

M304

M316

FLUIDAL

RACORES SOLDABLES

Welding fittings
Raccords à souder
Raccordi a saldare

Racores soldables BSP ▪ BSP Welding fittings ▪ Raccords à souder BSP ▪ Raccordi a saldare BSP



Racores soldables JIC 37° ▪ JIC 37° Welding fittings ▪ Raccords à souder JIC 37° ▪ Raccordi a saldare JIC 37°



Racores soldables métricos ▪ Metric Welding fittings ▪ Raccords à souder métriques ▪ Raccordi a saldare métrici



Cono y tuerca ▪ Nipple and nut ▪ Collet et écrou ▪ Ogiva e dado



Racores para soldar >2" ▪ Welding fittings >2" ▪ Raccords à souder >2" ▪ Raccordi a saldare > 2"



BRIDAS SOLDABLES

Welding flanges
Brides à souder
Flange a saldare

Bridas fijas para soldar ▪ Fixed Forged flanges ▪ Brides DIN à souder fixes ▪ Flangia a saldare



BPN162633

BANSAWN150

BPN402635

BANSAWN300

Conjunto brida DIN 2642 ▪ DIN 2642 swivel flanges set ▪ Ensemble brides tournantes DIN 2642 ▪ Flangia girevole DIN 2642



BPN102642

ABARO2642

ABTUB

Conjunto brida DIN 2656 ▪ DIN 2656 swivel flanges set ▪ Ensemble brides tournantes DIN 2656 ▪ Flangia girevole DIN 2656



BPN402656

ABARO2656

ABTUB

Conjunto brida ANSI-ASA ▪ ANSI-ASA swivel flanges set ▪ Ensemble brides ANSI-ASA ▪ Flangia girevole ANSI-ASA



BANSASO150

BANSASO300

ABTUB

ABAROANSA

MANGUERA INOX ISO 10380

Stainless steel hose ISO 10380

Tuyau Inox ISO 10380

Tubi inox ISO 10380

Inox corrugado AISI 321 con una malla AISI 304

Convuluted S.S. AISI 321 hose with one braid S.S. AISI 304

Inox onduleux AISI 321 avec une tresse inox AISI 304

Tubo in Inox corrugato 321 con una treccia AISI 304



DN	Ø INT. Ø INNER	Referencia Part n°
1/4"	6.2	M93211006
3/8"	10.3	M93211010
1/2"	12.2	M93211012
5/8"	16.2	M93211016
3/4"	20.2	M93211020
1"	25.4	M93211025
1" 1/4	34.3	M93211032
1" 1/2	40.1	M93211040
2"	50.3	M93211050
2" 1/2	65.6	M93211065
3"	80.3	M93211080
4"	100.8	M93211100

Inox corrugado AISI 316 con una malla AISI 304

Convuluted S.S. AISI 316 hose with one braid S.S. AISI 304

Inox onduleux AISI 316 avec une tresse inox AISI 304

Tubo in Inox corrugato 316 con una treccia AISI 304



DN	Ø INT. Ø INNER	Referencia Part n°
1/4"	6.2	M93161304006
3/8"	10.3	M93161304010
1/2"	12.2	M93161304012
5/8"	16.2	NEW M93161304016
3/4"	20.2	M93161304020
1"	25.4	M93161304025
1" 1/4	34.3	M93161304032
1" 1/2	40.1	M93161304040
2"	50.3	M93161304050
2" 1/2	65.6	M93161304065
3"	80.3	M93161304080
4"	100.8	M93161304100

Inox corrugado AISI 316 con una malla AISI 316

Convuluted S.S. AISI 316 hose with one braid S.S. AISI 316

Inox onduleux AISI 316 avec une tresse inox AISI 316

Tubo in Inox corrugato 316 con una treccia AISI 316



DN	Ø INT. Ø INNER	Referencia Part n°
1/4"	6.2	M93161006
3/8"	10.3	M93161010
1/2"	12.2	M93161012
3/4"	20.2	M93161020
1"	25.4	M93161025
1" 1/4	34.3	M93161032
1" 1/2	40.1	M93161040
2"	50.3	M93161050
2" 1/2	65.6	M93161065
3"	80.3	M93161080
4"	100.8	M93161100

Inox corrugado AISI 316 con una malla AISI 304 extra flexible

Convuluted S.S. AISI 316 hose with one braid S.S. AISI 304 extra flexible

Inox onduleux AISI 316 avec une tresse inox AISI 304 extra flexible

Tubo inox corrugato AISI 316 con una treccia inox AISI 304 extra flessibile



DN	Ø INT. Ø INNER	Referencia Part n°
3/4"	20	M93161304020EF
1"	25	M93161304025EF
1" 1/4	34.3	M93161304032EF
1" 1/2	39.8	M93161304040EF
2"	50	M93161304050EF

Inox corrugado AISI 316 con dos mallas AISI 304

Convuluted S.S. AISI 316 hose with two braids S.S. AISI 304

Inox onduleux AISI 316 avec deux tresses inox AISI 304

Tubo in Inox corrugato 316 con due trecce AISI 304



DN	Ø INT. Ø INNER	Referencia Part n°
1/4"	6.2	M93162304006
3/8"	10.3	M93162304010
1/2"	12.2	M93162304012
3/4"	20.2	M93162304020
1"	25.4	M93162304025
1" 1/4	34.3	M93162304032
1" 1/2	40.1	M93162304040
2"	50.3	M93162304050
2" 1/2	65.6	M93162304065
3"	80.3	M93162304080
4"	100.8	M93162304100

MANGUERA INOX ISO 10380

Stainless steel hose ISO 10380

Tuyau Inox ISO 10380

Tubi inox ISO 10380

Malla inox 304

AISI 304 braid

Tresse inox 304

Maglia di acciaio Inox 304



Ø INT. Ø INNER	Referencia Part n°
9,6	M304009.6
12,3	M304012.3
14,3	M304014.3
16,7	M304016.7
21,6	M304021.6
26,8	M304026.8
32,2	M304032.2
41,1	M304041.1
49,8	M304049.8
60,3	M304060.3
80,8	M304080.8

Malla inox 316

AISI 316 braid

Tresse inox 316

Treccia di acciaio Inox 316



Ø INT. Ø INNER	Referencia Part n°
9,6	M316009.6
12,3	M316012.3
14,3	M316014.3
16,7	M316016.7
21,6	M316021.6
26,8	M316026.8
32,2	M316032.2
41,1	M316041.1
49,8	M316049.8
60,3	M316060.3
80,8	M316080.8



Amplia variedad de manguera inoxidable corrugado para instalaciones en el sector químico, centrales eléctricas y plantas petroquímicas.

Wide range of convoluted stainless steel hoses for a variety of facilities, such us chemical sector, power plant, oil and gas.

RACORES SOLDABLES

Welding fittings
Raccords à souder
Raccordi a saldare

Casquillo soldable Inox corrugado

Convuluted SS welding ferrule

Jupe à souder Inox convoluté

Boccola a saldare per inox corrugato



DN	Ø INT. Ø INNER	Referencia Part n°
1/4"	14	810700400
1/4"	12	810700401
3/8"	19	810700600
3/8"	17	810700601
1/2"	22	810700800
1/2"	19	810700801
5/8"	25	810701000
3/4"	30	810701200
3/4"	32	810701201
1"	35	810701500
1"	37	810701600
1"1/4"	47,8	810702000
1"1/4"	44,3	810702001
1"1/2"	56,3	810702400
2"	66	810703201
2"1/2"	84,9	810704000
2"1/2"	95,6	810704001
3"	100	810704801
4"	125	810706400

*Ver precio en catálogo de inox 173 / *Prices in Stainless Steel Catalogue p.173 / *Prix dans le Catalogue Acier Inox p.173 / *Prezzi in Acciaio Inossidabile p.199

Macho fijo BSP asiento plano - soldable con guía

Welding fixed male BSP flat seat with guide

Mâle fixe BSP fond plat à souder avec guide

Maschio BSP faccia piana, a saldare con guida




DN	ROSCA THREAD	Referencia Part n°
1/4"	1/4" BSP	A103304
3/8"	3/8" BSP	A103306
1/2"	1/2" BSP	A103308
3/4"	3/4" BSP	A103312
1"	1" BSP	A103316
1"1/4"	1"1/4 BSP	A103320
1"1/2"	1"1/2 BSP	A103324
2"	2" BSP	A103332

Macho cónico BSPT con guía

Welding adaptor BSPT with guide

Mamelon hexagonal BSPT conique à souder (bw) + guide

Maschio conico BSPT con guida




DN	ROSCA THREAD	Referencia Part n°
1/4"	1/4" BSPT	A103204
3/8"	3/8" BSPT	A103206
1/2"	1/2" BSPT	A103208
3/4"	3/4" BSPT	A103212
1"	1" BSPT	A103216
1"1/4"	1"1/4 BSPT	A103220
1"1/2"	1"1/2 BSPT	A103224
2"	2" BSPT	A103232
2"1/2"	2"1/2 BSPT	A103240

Macho BSP cono 60° con guía

Welding adaptor BSP 60° with guide

Mamelon hexagonal BSP à souder (bw) + guide

Maschio BSP a saldare sede 60° con guida



DN	ROSCA THREAD	Referencia Part n°
1/4"	1/4" BSP	A103504
3/8"	3/8" BSP	A103506
1/2"	1/2" BSP	A103508
3/4"	3/4" BSP	A103512
1"	1" BSP	A103516
1"1/4"	1"1/4 BSP	A103520
1"1/2"	1"1/2 BSP	A103524
2"	2" BSP	A103532

Empalme liso soldable rosca BSP (60°)

Welding union BSP male (60°)

Embout mâle lisse à souder gaz cyl BSP (60°)

Mezzo nipples tondo a saldare BSP 60°



ROSCA THREAD	Referencia Part n°
1/8" BSP	A129002
1/4" BSP	A129004
3/8" BSP	A129006
1/2" BSP	A129008
3/4" BSP	A129012
1" BSP	A129016
1"1/4 BSP	A129020
1"1/2 BSP	A129024
2" BSP	A129032

Macho fijo NPT - soldable con guía

Welding fixed male NPT flat seat with guide

Mâle fixe NPT à souder avec guide

Maschio NPT, a saldare con guida



DN	ROSCA THREAD	Referencia Part n°
1/4"	1/4" NPT	A103404
3/8"	3/8" NPT	A103406
1/2"	1/2" NPT	A103408
3/4"	3/4" NPT	A103412
1"	1" NPT	A103416
1"1/4"	1"1/4 NPT	A103420
1"1/2"	1"1/2 NPT	A103424
2"	2" NPT	A103432

RACORES SOLDABLES

Welding fittings
Raccords à souder
Raccordi a saldare

Hembras giratorias prensada BSP 60° - soldable con guía

Welding BSP swivel female 60° with guide

Femelle tournante BSP 60° à souder avec guide

Femmina diritta girevole BSP, a saldare con guida



DN	ROSCA THREAD	Referencia Part n°
1/4"	1/4" BSP	A128104
3/8"	3/8" BSP	A128106
1/2"	1/2" BSP	A128108
3/4"	3/4" BSP	A128112
1"	1" BSP	A128116
1" 1/4	1" 1/4 BSP	A128120
1" 1/2	1" 1/2 BSP	A128124

Hembras giratorias prensada 90° BSP 60° - soldable

Welding 90° BSP swivel female 60°

Femelle tournante 90° à souder

Femmina 90° girevole BSP, a saldare



DN	ROSCA THREAD	Referencia Part n°
1/4"	1/4" BSP	A103704
3/8"	3/8" BSP	A103706
1/2"	1/2" BSP	A103708
3/4"	3/4" BSP	A103712
1"	1" BSP	A103716
1" 1/4	1" 1/4 BSP	A103720
1" 1/2	1" 1/2 BSP	A103724
2"	2" BSP	A103732

Hembras giratorias prensada 45° BSP 60° - soldable

Welding 45° BSP swivel female 60°

Femelle tournante 45° à souder

Femmina 45° girevole BSP, a saldare



DN	ROSCA THREAD	Referencia Part n°
1/4"	1/4" BSP	A103804
3/8"	3/8" BSP	A103806
1/2"	1/2" BSP	A103808
3/4"	3/4" BSP	A103812
1"	1" BSP	A103816
1" 1/4	1" 1/4 BSP	A103820
1" 1/2	1" 1/2 BSP	A103824
2"	2" BSP	A103832

Hembras giratorias prensada BSP asiento plano - soldable con guía

Welding BSP swivel female flat seat

Femelle tournante BSP à souder fond plat

Femm. gir. BSP faccia piana, a saldare con guida



DN	ROSCA THREAD	Referencia Part n°
1/4"	1/4" BSP	A128204
3/8"	3/8" BSP	A128206
1/2"	1/2" BSP	A128208
3/4"	3/4" BSP	A128212
1"	1" BSP	A128216
1" 1/4	1" 1/4 BSP	A128220
1" 1/2	1" 1/2 BSP	A128224
2"	2" BSP	A128232

Hembras giratorias prensada 90° BSP asiento plano - soldable

Welding 90° BSP swivel female 60° flat seat

Femelle tournante 90° à souder fond plat

Femm. 90° gir. BSP faccia piana, a saldare



DN	ROSCA THREAD	Referencia Part n°
1/4"	1/4" BSP	A103904
3/8"	3/8" BSP	A103906
1/2"	1/2" BSP	A103908
3/4"	3/4" BSP	A103912
1"	1" BSP	A103916
1" 1/4	1" 1/4 BSP	A103920
1" 1/2	1" 1/2 BSP	A103924
2"	2" BSP	A103932

Hembras giratorias prensada 45° BSP asiento plano - soldable

Welding 45° BSP swivel female 60° flat seat

Femelle tournante 45° à souder fond plat

Femm. 45° gir. BSP faccia piana, a saldare



DN	ROSCA THREAD	Referencia Part n°
1/4"	1/4" BSP	A104004
3/8"	3/8" BSP	A104006
1/2"	1/2" BSP	A104008
3/4"	3/4" BSP	A104012
1"	1" BSP	A104016
1" 1/4	1" 1/4 BSP	A104020
1" 1/2	1" 1/2 BSP	A104024
2"	2" BSP	A104032

RACORES SOLDABLES

Welding fittings
Raccords à souder
Raccordi a saldare

Hembra giratoria prensada JIC 37º - soldable con guía

Welding crimped JIC 37º swivel female with guide

Embout à sertir femelle tournante JIC37º à souder

Femmina girevole JIC 37º, a saldare



DN	ROSCA THREAD	Referencia Part nº
1/4"	7/16" 20h UNF	A12830704
1/4"	1/2" 20h UNF	A12830804
3/8"	9/16" 18h UNF	A12830906
3/8"	3/4" 16h UNF	A12831206
1/2"	3/4" 16h UNF	A12831208
1/2"	7/8" 14h UNF	A12831408
3/4"	1" 1/16 12h UNF	A12831712
1"	1" 5/16 12h UNF	A12832116
1" 1/4	1" 5/8 12h UNF	A12832620
1" 1/2	1" 7/8 12h UNF	A12833024

Hembra giratoria 45º prensada JIC 37º - soldable

Welding 45º JIC 37º swivel female

Femelle tournante 45º JIC 37º à souder

Femmina 45º girevole JIC 37º, a saldare



DN	ROSCA THREAD	Referencia Part nº
1/4"	7/16" 20h UNF	A10420704
1/4"	1/2" 20h UNF	A10420804
3/8"	9/16" 18h UNF	A10420906
1/2"	3/4" 16h UNF	A10421208
1/2"	7/8" 14h UNF	A10421408
3/4"	1" 1/16 12h UNF	A10421712
1"	1" 5/16 12h UNF	A10422116
1" 1/4	1" 5/8 12h UNF	A10422620
1" 1/2	1" 7/8 12h UNF	A10423024

Hembra giratoria 90º prensada JIC 37º - soldable

Welding 90º JIC 37º swivel female

Femelle tournante 90º JIC 37º à souder

Femmina 90º girevole JIC 37º, a saldare



DN	ROSCA THREAD	Referencia Part nº
1/4"	7/16" 20h UNF	A10410704
1/4"	1/2" 20h UNF	A10410804
3/8"	9/16" 18h UNF	A10410906
1/2"	3/4" 16h UNF	A10411208
1/2"	7/8" 14h UNF	A10411408
3/4"	1" 1/16 12h UNF	A10411712
1"	1" 5/16 12h UNF	A10412116
1" 1/4	1" 5/8 12h UNF	A10412620
1" 1/2	1" 7/8 12h UNF	A10413024

Macho JIC 37º - soldable con guía

Welding JIC 37º male with guide

Mâle JIC 37º à souder avec guide

Maschio JIC 37º a saldare con guida



DN	ROSCA THREAD	Referencia Part nº
1/4"	7/16" 20h UNF	A10360704
1/4"	1/2" 20h UNF	A10360804
3/8"	9/16" 18h UNF	A10360906
3/8"	3/4" 16h UNF	A10361206
1/2"	3/4" 16h UNF	A10361208
1/2"	7/8" 14h UNF	A10361408
5/8"	7/8" 14h UNF	A10361410
3/4"	1" 1/16 12h UNF	A10361712
1"	1" 5/16 12h UNF	A10362116
1" 1/4	1" 5/8 12h UNF	A10362620
1" 1/4	1" 7/8 12h UNF	A10363020

RACORES SOLDABLES

Welding fittings
Raccords à souder
Raccordi a saldare

Boquilla para soldar

Welding nipple

Collet cône Métrique (DIN 2353) à souder (BW)
óring

Ogiva a saldare



TUBO PIPE	SERIE SERIES	Referencia Part n°
15X2.5	L	ORIL 15
18X2.5	L	ORIL 18
22X2.5	L	ORIL 22
28X3	L	ORIL 28
35X4	L	ORIL 35
42X3	L	ORIL 42
6X2	L/S	ORIS 6
8X2	L/S	ORIS 8
8X1.5	L/S	ORIS 8X1.5*
10X2	L/S	ORIS 10X2
12X2	L/S	ORIS 12
12X2.5	L/S	ORIS 12X2.5
14X2	L/S	ORIS 14X2*
14X3	S	ORIS 14X3
16X3	S	ORIS 16X3
20X2.5	S	ORIS 20X2.5
20X3	S	ORIS 20X3
20X4	S	ORIS 20X4
25X4	S	ORIS 25X4
30x4	S	ORIS 30X4
30x5	S	ORIS 30X5
38x5	S	ORIS 38X5

*See prices page 238 / *See prices page 238 / *Voir les prix page 238 / *Vedere prezzi p. 238

Tuerca Métrica DIN 3870

Nuts DIN 3870

Écrou Métrique DIN 3870

Dadi Metrici DIN 3870



TUBO PIPE	SERIE SERIES	ROSCA THREAD	Referencia Part n°
4	LL	M8x1	MLL 4 M 8X1
6	LL	M10x1	MLL 6 M 10X1
8	LL	M12x1	MLL 8 M 12X1
6	L	M12x1,5	ML 6 M 12X1.5
8	L	M14x1,5	ML 8 M 14X1.5
10	L	M16x1,5	ML 10 M 16X1.5
12	L	M18x1,5	ML 12 M 18X1.5
15	L	M22x1,5	ML 15 M 22X1.5
18	L	M26x1,5	ML 18 M 26X1.5
22	L	M30x2	ML 22 M 30X2
28	L	M36x2	ML 28 M 36X2
35	L	M45x2	ML 35 M 45X2
42	L	M52x2	ML 42 M 52X2
6	S	M14x1,5	MS 6 M 14X1.5
8	S	M16x1,5	MS 8 M 16X1.5
10	S	M18x1,5	MS 10 M 18X1.5
12	S	M20x1,5	MS 12 M 20X1.5
14	S	M22x1,5	MS 14 M 22X1.5
16	S	M24x1,5	MS 16 M 24X1.5
20	S	M30x2	MS 20 M 30X2
25	S	M36x2	MS 25 M 36X2
30	S	M42x2	MS 30 M 42X2
38	S	M52x2	MS 38 M 52X2

*Ver precios en página 226 / *See prices page 226 / *Voir les prix page 226 / *Vedere prezzi p. 226

Boquilla para soldar cono metal

Metal cone welding nipple

Collet cône Métrique conique en métal

Ogiva a saldare cono metallico



TUBO PIPE	SERIE	Referencia Part n°
15x2.5	L	CMORIL 15
18x.2,5	L	CMORIL 18
22x2,5	L	CMORIL 22
28x3	L	CMORIL 28
35x4	L	CMORIL 35
42x3	L	CMORIL 42
6x2	L/S	CMORIS 6
8x2	L/S	CMORIS 8
10x2	L/S	CMORIS 10
12x2	L/S	CMORIS 12
14x3	S	CMORIS 14
16x3	S	CMORIS 16
20x3	S	CMORIS 20
25x4	S	CMORIS 25
30x5	S	CMORIS 30
38x5	S	CMORIS 38

Racor recto para soldar

Metric weldable straight couplings

Raccord droit à souder

Raccordo diritto a saldare



TUBO PIPE	SERIE	Referencia Part n°
6	L	STA ASL 6
8	L	STA ASL 8
10	L	STA ASL 10
12	L	STA ASL 12
15	L	STA ASL 15
18	L	STA ASL 18
22	L	STA ASL 22
28	L	STA ASL 28
35	L	STA ASL 35
42	L	STA ASL 42
6	S	STA ASS 6
8	S	STA ASS 8
10	S	STA ASS 10
12	S	STA ASS 12
14	S	STA ASS 14
16	S	STA ASS 16
20	S	STA ASS 20
25	S	STA ASS 25
30	S	STA ASS 30
38	S	STA ASS 38

*Ver precios en página 238 / *See prices page 238 / *Voir les prix page 238 / *Vedere prezzi p. 238

RACORES SOLDABLES

Welding fittings
Raccords à souder
Raccordi a saldare

Hembra giratoria 45° prensada métrica - soldable

Metric weldable swivel female 45°

Femelle tournante 45° métrique à souder

Femmina girevole 45° metrica a saldare



TUBO PIPE	ROSCA THREAD	SERIE SERIES	Referencia Part n°
6	12X1,5	L	A10531206
8	14x1,5	L	A10531408
10	16X1,5	L	A10531610
12	18X1,5	L	A10531812
15	22X1,5	L	A10532215
18	26X1,5	L	A10532618
22	30X2	L	A10533022
28	36X2	L	A10533628
35	45X2	L	A10534535
42	52X2	L	A10535242
6	14x1,5	S	A10531406
8	16X1,5	S	A10531608
10	18X1,5	S	A10531810
12	20X1,5	S	A10532012
14	22X1,5	S	A10532214
16	24x1,5	s	A10532416
20	30X2	S	A10533020
25	36X2	S	A10533625
30	42X2	S	A10534230
38	52X2	S	A10535238

Hembra giratoria 90° prensada métrica - soldable

Metric weldable swivel female 90°

Femelle tournante 90° métrique à souder

Femmina girevole 90° metrica a saldare



TUBO PIPE	SERIE SERIES	ROSCA THREAD	Referencia Part n°
6	L	12X1,5	A10521206
8	L	14X1,5	A10521408
10	L	16X1,5	A10521610
12	L	18X1,5	A10521812
15	L	22X1,5	A10522215
18	L	26X1,5	A10522618
22	L	30X2	A10523022
28	L	36X2	A10523628
35	L	45X2	A10524535
42	L	52X2	A10525242
6	S	14X1,5	A10521406
8	S	16X1,5	A10521608
10	S	18X1,5	A10521810
12	S	20X1,5	A10522012
14	S	22X1,5	A10522214
16	S	24X1,5	A10522416
20	S	30X2	A10523020
25	S	36X2	A10523625
30	S	42X2	A10524230
38	S	52X2	A10525238

RACORES SOLDABLES

Welding fittings
Raccords à souder
Raccordi a saldare

Cono ajuste sin guía

Welding nipple without guide

Collet à souder sans guide

Ogiva a saldare BSP



DN	ROSCA THREAD	Referencia Part n°
1/4"	1/4" BSP	A127304
3/8"	3/8" BSP	A127306
1/2"	1/2" BSP	A127308
3/4"	3/4" BSP	A127312
1"	1" BSP	A127316
1"1/4"	1"1/4" BSP	A127320
1"1/2"	1"1/2" BSP	A127324
2"	2" BSP	A127332

Espiga lisa métrica recta

Metric standpipe

Embout lisse métrique droit

Estremitá tubolare diritta Metrica



Ø EXT. Ø OUTER	Ø INT. Ø INNER	Referencia Part n°
7	10	KL0010
9	12	KL0012
10	14	KL0014
12	15	KL0015
12	16	KL0016
14	18	KL0018
14	20	KL0020
18	22	KL0022

Tuerca para cono ajuste 60° BSP

BSP nut for welding nipple 60° cone

Écrou BSP pour collet à souder bw (60°)

Dado BSP per nipplo a saldare 60°



ROSCA THREAD	Referencia Part n°
1/4" BSP	A127004
3/8" BSP	A127006
1/2" BSP	A127008
3/4" BSP	A127012
1" BSP	A127016
1"1/4" BSP	A127020
1"1/2" BSP	A127024
2" BSP	A127032

Cono ajuste BSP 60° con guía >2"

Welding nipple with 60° cone for BSP nut with guide >2"

Collet à souder BSP cone 60° avec guide >2"

Ogiva a saldare cono 60° con guida per dado BSP >2"



DN	ROSCA THREAD	Referencia Part n°
2"1/2	2"1/2 BSP	Z127840
3"	3" BSP	Z127848
4"	4" BSP	Z127864

Ver precios en Tarifa Inox p.204 / Prices in Stainless Steel Catalogue p.204 / Prix dans le Catalogue Acier Inox p.204 / Prezzi in Acciaio Inossidabile p.204

Macho BSPT soldar microfundido AISI-316 >2"

Micro-casting BSPT welding male AISI-316 >2"

Mâle BSPT à souder en acier moulé AISI-316 >2"

Maschio BSPT a saldare microfuso AISI-316 >2"



DN	ROSCA THREAD	Referencia Part n°
2"1/2	2"1/2 BSPT	ZM103240
3"	3" BSPT	ZM103248
4"	4" BSPT	ZM103264

*Ver precios en Tarifa Inox p.178 / *Prices in Stainless Steel Catalogue p.178 / *Prix dans le Catalogue Acier Inox p.178 / *Prezzi in Acciaio Inossidabile p.178

Tuercas BSP Microfundido AISI-316 >2"

Micro-casting BSP nuts AISI-316 >2"

Écrous BSP en acier moulé AISI-316 >2"

Dadi BSP microfusi AISI-316 >2"



ROSCA THREAD	Referencia Part n°
2" 1/2 BSP	Z127040
3" BSP	Z127048
4" BSP	Z127064

*Ver precios en Tarifa Inox p.178 / *Prices in Stainless Steel Catalogue p.178 / *Prix dans le Catalogue Acier Inox p.178 / *Prezzi in Acciaio Inossidabile p.178

BRIDAS SOLDABLES

Welding flanges
Brides à souder
Flange a saldare

Brida fija DIN 2633 PN 10/16

Fixed forged flange DIN 2633 PN 10/16

Bride fixe avec collerette DIN 2633 PN 10/16 à souder

Flangia fissa a saldare DIN 2633 PN 10/16



DN	Referencia Part n°
3/8"	BPN16263306
1/2"	BPN16263308
3/4"	BPN16263312
1"	BPN16263316
1"1/4	BPN16263320
1"1/2	BPN16263324
2"	BPN16263332
2"1/2	BPN16263340
3"	BPN16263348
4"	BPN16263364

Brida ANSI-ASA Neck 300 LBS

Flange ANSI-ASA w.Neck 300 LBS

Bride ANSI-ASA w. Neck 300 LBS

Flangia ANSI-ASA Neck 300 LBS



DN	Referencia Part n°
1/2"	BANSAWN30008
3/4"	BANSAWN30012
1"	BANSAWN30016
1"1/4	BANSAWN30020
1"1/2	BANSAWN30024
2"	BANSAWN30032
2"1/2	BANSAWN30040
3"	BANSAWN30048
4"	BANSAWN30064

Brida ANSI-ASA Neck 150 LBS

Flange ANSI-ASA w.Neck 150 LBS

Bride ANSI-ASA w. Neck 150 LBS

Flangia ANSI-ASA 150 LBS




DN	Referencia Part n°
1/2"	BANSAWN15008
3/4"	BANSAWN15012
1"	BANSAWN15016
1"1/4	BANSAWN15020
1"1/2	BANSAWN15024
2"	BANSAWN15032
2"1/2	BANSAWN15040
3"	BANSAWN15048
4"	BANSAWN15064

Brida fija DIN 2635 PN 40

Fixed forged flange DIN 2635 PN 40

Bride fixe avec collerette DIN 2635 PN 40 à souder

Flangia fissa a saldare DIN 2635 PN 40



DN	Referencia Part n°
3/8"	BPN40263506
1/2"	BPN40263508
3/4"	BPN40263512
1"	BPN40263516
1"1/4	BPN40263520
1"1/2	BPN40263524
2"	BPN40263532
2"1/2	BPN40263540
3"	BPN40263548
4"	BPN40263564

BRIDAS SOLDABLES

Welding flanges
Brides à souder
Flange a saldare

Brida loca DIN 2642 PN 10/16

Swivel forged flange DIN 2642 PN 10/16

Bride plate tournante DIN 2642 PN 10/16 à souder

Flangia girevole a saldare DIN 2642 PN 10/16



DN	Referencia Part n°
3/8"	BPN10264206
1/2"	BPN10264208
3/4"	BPN10264212
1"	BPN10264216
1"1/4	BPN10264220
1"1/2	BPN10264224
2"	BPN10264232
2"1/2	BPN10264240
3"	BPN10264248
4"	BPN10264264

Tubo soldar brida ANSI-DIN

Tube for welding flanges ANSI-DIN

Tube à souder brides ANSI-DIN

Tubo per flangia a saldare ANSI-DIN



DN	Referencia Part n°
3/8"	ABTUB006
1/2"	ABTUB008
3/4"	ABTUB012
1"	ABTUB016
1"1/4	ABTUB020
1"1/2	ABTUB024
2"	ABTUB032
2"1/2	ABTUB040
3"	ABTUB048
4"	ABTUB064

Aro para brida DIN 2642


Ring for flange DIN 2642

Collet épais pour bride DIN 2642

Anello per flangia DIN 2642



DN	Referencia Part n°
3/8"	ABARO264206
1/2"	ABARO264208
3/4"	ABARO264212
1"	ABARO264216
1"1/4	ABARO264220
1"1/2	ABARO264224
2"	ABARO264232
2"1/2	ABARO264240
3"	ABARO264248
4"	ABARO264264



BRIDAS SOLDABLES

Welding flanges
Brides à souder
Flange a saldare

Brida loca DIN 2656 PN 40

Swivel forged flange DIN 2656 PN 40

Bride plate tournante DIN 2656 PN 40 à souder

Flangia girevole a saldare DIN 2656 PN 40



DN	Referencia Part n°
3/8"	BPN40265606
1/2"	BPN40265608
3/4"	BPN40265612
1"	BPN40265616
1"1/4	BPN40265620
1"1/2	BPN40265624
2"	BPN40265632
2"1/2	BPN40265640
3"	BPN40265648
4"	BPN40265664

Tubo soldar brida ANSI-DIN

Tube for welding flanges ANSI-DIN

Tube à souder brides ANSI-DIN

Tubo per flangia a saldare ANSI-DIN



DN	Referencia Part n°
3/8"	ABTUB006
1/2"	ABTUB008
3/4"	ABTUB012
1"	ABTUB016
1"1/4	ABTUB020
1"1/2	ABTUB024
2"	ABTUB032
2"1/2	ABTUB040
3"	ABTUB048
4"	ABTUB064

Aro para brida DIN 2656


Ring for flange DIN 2656

Collet épais pour bride DIN 2656

Anello per flangia DIN 2656



DN	Referencia Part n°
3/8"	ABARO265606
1/2"	ABARO265608
3/4"	ABARO265612
1"	ABARO265616
1"1/4	ABARO265620
1"1/2	ABARO265624
2"	ABARO265632
2"1/2	ABARO265640
3"	ABARO265648



BRIDAS SOLDABLES

Welding flanges
Brides à souder
Flange a saldare

Brida loca ANSI-ASA 150 LBS

Swivel flange ANSI-ASA 150 LBS

Bride tourn. ANSI-ASA 150 LBS

Flangia ANSI-ASA 150 LBS



DN	Referencia Part n°
1/2"	BANSASO15008
3/4"	BANSASO15012
1"	BANSASO15016
1"1/4	BANSASO15020
1"1/2	BANSASO15024
2"	BANSASO15032
2"1/2	BANSASO15040
3"	BANSASO15048
4"	BANSASO15064

Brida loca ANSI-ASA 300 LBS

Swivel flange ANSI-ASA 300 LBS

Bride tourn. ANSI-ASA 300 LBS

Flangia ANSI-ASA 300 LBS



DN	Referencia Part n°
1/2"	BANSASO30008
3/4"	BANSASO30012
1"	BANSASO30016
1"1/4	BANSASO30020
1"1/2	BANSASO30024
2"	BANSASO30032
2"1/2	BANSASO30040
3"	BANSASO30048
4"	BANSASO30064

Tubo soldar brida ANSI-DIN

Tube for welding flanges ANSI-DIN

Tube à souder brides ANSI-DIN

Tubo per flangia a saldare ANSI-DIN



DN	Referencia Part n°
3/8"	ABTUB006
1/2"	ABTUB008
3/4"	ABTUB012
1"	ABTUB016
1"1/4	ABTUB020
1"1/2	ABTUB024
2"	ABTUB032
2"1/2	ABTUB040
3"	ABTUB048
4"	ABTUB064

Aro para brida ANSI-ASA 150/300 LBS



Ring for welding flanges ANSI-ASA 150/300 LBS

Collet épais pour bride ANSI-ASA 150/300 LBS

Anello per flangia ANSI-ASA 150/300 LBS



DN	Referencia Part n°
1/2"	ABAROANSA08
3/4"	ABAROANSA12
1"	ABAROANSA16
1"1/4	ABAROANSA20
1"1/2	ABAROANSA24
2"	ABAROANSA32
2"1/2	ABAROANSA40
3"	ABAROANSA48
4"	ABAROANSA64



Baja presión
Low pressure
Basse pression
Tubi a bassa pressione



MANGUERAS BAJA PRESIÓN 200

Low pressure hoses
Tuyaux basse pression
Tubi bassa pressione

RACORES BAJA PRESIÓN 201

Low pressure fittings
Raccords basse pression
Raccordi bassa pressione

FLUIDAL

MANGUERAS BAJA PRESIÓN

Low pressure hoses
Tuyaux basse pression
Tubi bassa pressione

Mangueras de caucho sintético ▪ Synthetic rubber hoses (diesel oil) ▪ Tuyaux de caoutchouc synthétique (gas-oil) ▪ Tubi di caucciú sintetico (diesel)

200



M100

M110

FLUIDAL

RACORES BAJA PRESIÓN

Low pressure fittings
Raccords basse pression
Raccordi bassa pressione

Casquillos (campanillas) ▪ Sleeves ▪ Jupes basse pression ▪ Boccole



A5010



ALCA

Conexiones BSP ▪ BSP Fittings ▪ Embouts BSP basse pression ▪ Raccordi BSP



D5042




D5040



D5052



D5050



D5030



D5091

Conexiones Métricas ▪ Metric fittings ▪ Embouts Métriques basse pression ▪ Raccordi Metrici



D5062




D5082



D5080



D5060



D5070



D5090



D5085



D5020

FLUIDAL

MANGUERAS BAJA PRESIÓN

Low pressure hoses
Tuyaux basse pression
Tubi bassa pressione

Manguera de caucho sintético con una malla de acero galvanizado (gasoil)

Synthetic rubber hose with a galvanized steel braided (gasoil)

Tuyau de caoutchouc synthétique avec une tresse d'acier galvanisé (gasoil)

Tubo di caucciú sintético con una treccia di acciaio galvanizzato (gasolio)



Ø INT. Ø INNER	Referencia Part n°
5	M10005
6	M10006
7	M10007
8	M10008
9	M10009
12	M10012
14	M10014
15	M10015
18	M10018
20	M10020
22	M10022
26	M10025
30	M10030
40	M10040
50	M10050

Manguera de caucho sintético con una malla textil de alta tenacidad (gasoil y gasolina)

Synthetic rubber hose with a textile braided high toughness (gasoil and gasolina)

Tuyau de caoutchouc synthétique avec une tresse textile d'haute tenacité (gasoil et essence)

Tubo di caucciú sintético con una treccia tessile ad alta resistenza (gasolio e benzina)



Ø INT. Ø INNER	Referencia Part n°
4	M11004
5	M11005
6	M11006
7	M11007
8	M11008
9	M11009
12	M11012

Máquina prensar baja presión | Low pressure crimping machine | Presse basse pression | Macchina pressatubi bassa pressione

Mordazas incluidas | Included dies | Mors inclus | Morsetti inclusi
Ø10-13-16 mm.

25 mm.

+21 mm.

12 kg.

Dimensiones | Dimensions | Dimensioni
500 x 180 x 310 mm.

Ø máx. | Ø max. | Ø max. | Ø massimo

Apertura | Opening | Overture | Apertura

Peso | Weight | Poids | Peso

PBPH25



RACORES BAJA PRESIÓN

Low pressure fittings
Raccords basse pression
Raccordi bassa pressione

Campana acero para manguera de baja presión

Sleeves for low pressure hose (steel)

Juqe acier doux malléable pour tuyau basse pression

Boccola in acciaio sottile per tubo bassa pressione




Ø EXT. Ø OUTER	Ø INT. Ø INNER	Referencia Part n°
11,6	10,5	A50101050000
13,7	12,4	A50101200000
14,7	13,5	A50101350000
15,6	14,5	A50101450000
16,5	15,5	A50101550000
18,8	17,3	A50101700000
19,5	18,5	A50101850000
22,9	20,5	A50102050000
23,9	22,5	A50102250000
26,2	24,5	A50102450000
28	26,4	A50102600000
30	28	A50102800000
32,2	30	A50103000000
35,5	33,5	A50103300000
38,2	36	A50103600000
45,2	42,2	A50104200000
60,8	56	A50105600000
65,5	61	A50106100000
70,3	66,5	A50106650000
76,7	71	A50107100000

Campana aluminio para racor industrial - cierre 45°

Crimping ferrule 45° closure (aluminium)

Juqe aluminium pour raccord industriel - fermeture 45°

Boccola aluminio per raccordo industriale - chiusura 45°



Ø INT. Ø INNER	Referencia Part n°
11	ALCA011000
12.9	ALCA012900
13.4	ALCA013400
14.5	ALCA014500
15.5	ALCA015500
17.5	ALCA017500
18.5	ALCA018500
20.5	ALCA020500
21.5	ALCA021500
24.5	ALCA024500
26.5	ALCA026500
27.5	ALCA027500*
28.5	ALCA028500
30	ALCA030000
33	ALCA033000
36	ALCA036000
39	ALCA039000
46	ALCA046000
43	ALCA043000
48	ALCA048000
50	ALCA050000
54	ALCA054000
56.5	ALCA056500
63	ALCA063000
67	ALCA067000
84	ALCA083000
98	ALCA099000
123	ALCA121000

*Ver precios en p.175 / *See prices in p.175 / *Prix à la p.175 / *Vedere prezzi p.175

Macho BSP rosca cilíndrica asiento cónico 60°

BSP Cylindrical male low pressure 60° cone

Embout mâle fixe BSP cône 60° basse pression

Maschio BSP cilindrico sede conica 60° bassa pressione



DN	ROSCA THREAD	Referencia Part n°
5-6	1/4"	D50420405000
7-8	1/4"	D50420407000
7-8	3/8"	D50420607000
9-10	3/8"	D50420609000
12-13	3/8"	D50420612000
12-13	1/2"	D50420812000
15-16	1/2"	D50420815000
15-16	3/4"	D50421216000
19-20	3/4"	D50421220000
19-20	1"	D50421620000
25	1"	D50421625000
30	1"1/4	D50422030000
40	1"1/2	D50422440000
50	2"	D50423250000

Macho BSP rosca cilíndrica asiento plano

Low pressure BSP cylindrical male flat seat

Embout mâle gaz fond plat basse pression

Maschio BSP cilindrico sede piana bassa pressione



DN	ROSCA THREAD	Referencia Part n°
5-6	1/8"	D50400205000
5-6	1/4"	D50400405000
7-8	1/4"	D50400407000
7-8	3/8"	D50400607000
9-10	3/8"	D50400609000
12-13	1/2"	D50400812000
15-16	1/2"	D50400815000
15-16	3/4"	D50401216000
19-20	3/4"	D50401220000
19-20	1"	D50401620000
25	1"	D50401625000
30	1"1/4	D50402030000
40	1"1/2	D50402440000
50	2"	D50403250000

RACORES BAJA PRESIÓN


Low pressure fittings
Raccords basse pression
Raccordi bassa pressione

Boquilla asiento cónico 60° (BSP) baja presión

BSP Nipple 60° cone low pressure

Nipple embout femelle BSP 60° basse pression

Inserto cono 60° BSP bassa pressione



DN	TUERCA NUT	Referencia Part n°
5-6	1/4"	D50520405000
7-8	1/4"	D50520407000
7-8	3/8"	D50520607000
9-10	3/8"	D50520609000
12-13	1/2"	D50520812000
15-16	1/2"	D50520815000
15-16	3/4"	D50521216000
19-20	3/4"	D50521220000
19-20	1"	D50521620000
25	1"	D50521625000
30	1"1/4	D50522030000
40	1"1/2	D50522440000
50	2"	D50523250000

Boquilla asiento plano (BSP) baja presión

BSP Nipple flat seat

Nipple embout femelle fond plat BSP basse pression

Inserto faccia piana BSP bassa pressione



DN PIPE	TUERCA NUT	Referencia Part n°
5-6	1/4"	D50500405000
7-8	1/4"	D50500407000
9-10	3/8"	D50500609000
12-13	1/2"	D50500812000
15-16	1/2"	D50500815000
15-16	3/4"	D50501216000
19-20	3/4"	D50501220000
19-20	1"	D50501620000
25	1"	D50501625000
30	1"1/4	D50502030000
40	1"1/2	D50502440000
50	2"	D50503250000

Tuerca BSP

BSP Nut

Ecrou BSP

Dado BSP



ROSCA THREAD	Referencia Part n°
1/4" BSP	D50300400000
3/8" BSP	D50300600000
1/2" BSP	D50300800000
3/4" BSP	D50301200000
1" BSP	D50301600000
1"1/4 BSP	D50302000000
1"1/2 BSP	D50302400000
2" BSP	D50303200000

Codo 90° baja gas cono 60°

90° BSP Swivel female 60° cone low pressure

Embout femelle 90° gaz cyl BSP 60° basse pression

Femmina a 90° sede 60° bassa pressione



DN PIPE	ROSCA THREAD	Referencia Part n°
5-6	1/4"	D50910405000
7-8	1/4"	D50910407000
9-10	3/8"	D50910609000
12-13	1/2"	D50910812000
15-16	1/2"	D50910815000
15-16	3/4"	D50911216000
19-20	3/4"	D50911220000
19-20	1"	D50911620000
25	1"	D50911625000
30	1"1/4	D50912030000

Macho rosca métrica asiento cónico 60° baja presión

Metric cylindrical male 60° cone

Embout mâle DIN métrique cône 60° basse pression

Maschio Metrico sede conica 60° bassa pressione




DN	ROSCA THREAD	Referencia Part n°
5-6	10X1	D50621005000
7-8	12X1,5	D50621207000
9-10	14X1,5	D50621409000
9-10	16X1,5	D50621609000
12-13	16X1,5	D50621612000
9-10	18X1,5	D50621810000
12-13	22X1,5	D50622212000
15-16	22X1,5	D50622215000
12-13	26X1,5	D50622612000
15-16	26X1,5	D50622615000

Macho rosca métrica asiento plano baja presión

Metric cyl male flat seat low pressure

Embout mâle métrique fond plat basse pression

Maschio Metrico sede piana bassa pressione



DN	ROSCA THREAD	Referencia Part n°
5-6	10X1	D50601005000
7-8	12X1,5	D50601207000
9-10	14X1,5	D50601409000
9-10	16X1,5	D50601609000
12-13	16X1,5	D50601612000
9-10	18X1,5	D50601810000
12-13	22X1,5	D50602212000
15-16	22X1,5	D50602215000
12-13	26X1,5	D50602612000
15-16	26X1,5	D50602615000

RACORES BAJA PRESIÓN

Low pressure fittings
Raccords basse pression
Raccordi bassa pressione

Boquilla asiento cónico 60° (Métrica) baja presión

Metric nipple 60° cone low pressure

Nipple pour embout femelle DIN métrique cône 60° basse pression

Inserto cono 60° Metrico bassa pressione



DN	TUERCA NUT	Referencia Part n°
5-6	10X1	D50821005000
7-8	12X1,5	D50821207000
9-10	14X1,5	D50821409000
9-10	16X1,5	D50821609000
9-10	18X1,5	D50821810000
12-13	22X1,5	D50822212000
15-16	22X1,5	D50822215000
12-13	26X1,5	D50822612000
15-16	26X1,5	D50822615000

Boquilla asiento plano (Métrica) baja presión

Metric nipple flat seat low pressure

Nipple pour embout femelle métrique fond plat basse pression

Inserto faccia piana bassa pressione



DN	TUERCA NUT	Referencia Part n°
5-6	10X1	D50801005000
7-8	12X1,5	D50801207000
9-10	14X1,5	D50801409000
9-10	16X1,5	D50801609000
9-10	18X1,5	D50801810000
12-13	22X1,5	D50802212000
15-16	22X1,5	D50802215000
12-13	26X1,5	D50802612000
15-16	26X1,5	D50802615000

Tuerca Métrica

Metric nut

Écrou métrique

Dado Metrico



ROSCA THREAD	Referencia Part n°
10X1	D50701000000
12X1,5	D507012000000
14X1,5	D507014000000
16X1,5	D507016000000
18X1,5	D507018000000
22X1,5	D507022000000
26X1,5	D507026000000

Boquilla 90° asiento cónico 60° (Métrica) baja presión

90° Swivel female Metric cylindrical 60° cone low pressure

Embout femelle 90° métrique cône 60° basse pression

Femmina a 90° Metrica sede conica 60°



DN	ROSCA THREAD	Referencia Part n°
7-8	12X1,5	D50901207000
9-10	14X1,5	D50901409000
9-10	16X1,5	D50901609000

Espiga lisa métrica baja presión

Metric standpipe low pressure

Embout lisse métrique basse pression

Estremità tubolare Metrica bassa pressione



DN	TUBO PIPE	Referencia Part n°
5-6	4	D50850405000
5-6	6	D50850606000
5-6	8	D50850806000
7-8	8	D50850808000
7-8	10	D50851008000
9-10	10	D50851010000
12-13	12	D50851212000
15,5	15	D50851515000
15-16	18	D50851815000

Orientable métrico baja presión

Low pressure metric banjo

Embout banjo métrique basse pression

Raccordo ad occhio Metrico bassa pressione



DN	Ø	Referencia Part n°
5-6	8	D50200805
7-8	8	D50200807
5-6	10	D50201005
7-8	10	D50201007
9-10	10	D50201009
5-6	12	D50201205
7-8	12	D50201207
9-10	12	D50201209
5-6	14	D50201405
7-8	14	D50201407
9-10	14	D50201409

Aire acondicionado

Air conditioning hoses and fittings

Climatisation

Aria condizionata



MANGUERA AIRE ACONDICIONADO 208

Air conditioning hose

Tuyau Freon

Tubo Freon

RACORES AIRE ACONDICIONADO 209

Air conditioning fittings

Raccords climatisation

Raccordi aria condizionata

FLUIDAL

MANGUERA AIRE ACONDICIONADO

Air conditioning hose

Tuyau Freon

Tubo Freon

Mangueras Freón ▪ Air conditioning hose ▪ Tuyau Freon ▪ Tubo Freon



M5200

FLUIDAL

RACORES AIRE ACONDICIONADO

Air conditioning fittings
Raccords climatisation
Raccordi aria condizionata

Rotalock sin válvula ▪ Rotalock without valve ▪ Raccords Rotalock sans vanne ▪ Raccordi Rotalock senza valvola



Rotalock con válvula ▪ Rotalock with valve ▪ Raccords Rotalock avec vanne ▪ Raccordi Rotalock con valvola



Racores de unión ▪ Couplings ▪ Raccord union ▪ Raccordi di unione



Hembras con junta tórica sin válvula ▪ Swivel female with green joint ▪ Femelles tournantes avec joint vert sans vanne ▪ Femmine con o´ring senza valvola



Hembras con junta tórica con válvula ▪ Swivel female with green joint with valve ▪ Femelles tournantes avec joint vert et avec vanne ▪ Femmine con o´ring e valvola




Machos con junta tórica ▪ Males with green joint ▪ Mâles avec joint vert ▪ Maschi con o´ring



Conexiones rosca SAE ▪ Swivel females SAE ▪ Femelles tournantes SAE ▪ Raccordi SAE



Conexiones con válvula para Freón 12 ▪ Fittings with valve for air conditioning 12 ▪ Embouts climatisation pour Freón 12 avec vanne ▪ Raccordi con valvola per Freon 12



Juntas tóricas ▪ Joints ▪ Joints toriques ▪ O´ring



*FREON

MANGUERA AIRE ACONDICIONADO

Air conditioning hose
Tuyau Freon
Tubo Freon

Freón DAYCO

Air conditioning DAYCO


Tuyaux Freon DAYCO

Freon DAYCO



DN		Referencia Part n°
8	5/16"	M520006
10	13/32"	M520008
13	1/2"	M520010
16	5/8"	M520012

Mangueras Freón Barrier N (polivalente) Freón 134, 12... Air Conditioning Barrier N Hose Freon 134, 12...



SAE J51
SAE J2064



-30 / 95 °C

- Está compuesta por Nitrilo, Nylon y Neopreno. Cubierta exterior de EPDM resistente al calor, abrasión y al exterior.



Tube: Nitrile, Nylon and Neoprene. Outer cover of EPDM, heat, abrasion and ozone resistant.

- Refrigerantes / refrigerants
HFC-134a / CFC-12

Prensa manual Manual crimping machine

Prensas eléctricas Electric crimping machine

Prensa Freón. Ref. V001040 (sin juegos de mordazas) Air conditioning hose crimping machine (without clamps)



Disponemos de garras de freón para las prensas
SE 25 - PE 25 / 28 / 32 / 38 / 50 / 58 / 4-50 - PE 180 - PES 50...
We have air conditioning clamps for the following machines
SE 25 - PE 25 / 28 / 32 / 38 / 50 / 58 / 4-50 - PE 180 - PES 50...

RACORES AIRE ACONDICIONADO

Air conditioning fittings
Raccords climatisation
Raccordi aria condizionata

Hembra recta con junta Rotalock

Straight female with Rotalock joint

Femelle climatisation droite Rotalock avec raccord tube "o" compresseur

Femmina diritta con guarnizione Rotalock



DN	ROSCA THREAD	Referencia Part n°
13/32"	1" 14h UNS	FXR 1108
1/2"	1" 14h UNS	FXR 1110
5/8"	1" 14h UNS	FXR 1112

Hembra 90° con junta Rotalock

90° Female with Rotalock joint

Femelle climatisation 90° Rotalock avec raccord tube 90° "o" compresseur

Femmina a 90° con guarnizione Rotalock




DN	ROSCA THREAD	Referencia Part n°
13/32"	1" 14h UNS	FX90 1108
1/2"	1" 14h UNS	FX90 1110
5/8"	1" 14h UNS	FX90 1112

Hembra 45° con junta Rotalock

45° Female with Rotalock joint

Femelle climatisation 45° Rotalock avec raccord tube 45° "o" compresseur

Femmina a 45° con guarnizione Rotalock



DN	ROSCA THREAD	Referencia Part n°
13/32"	1" 14h UNS	FX45 1108
1/2"	1" 14h UNS	FX45 1110
5/8"	1" 14h UNS	FX45 1112

Hembra especial 90° con junta Rotalock

90° Special female with Rotalock joint

Femelle climatisation spéciale 90° rotalock avec raccord tube 90° spécial "o" compresseur

Femmina a 90° speciale con guarnizione Rotalock



DN	ROSCA THREAD	Referencia Part n°
13/32"	1" 14h UNS	FXA90 1108
1/2"	1" 14h UNS	FXA90 1110

Hembra recta con junta Rotalock y válvula 134

Straight female with Rotalock joint and 134 valve

Femelle droite Rotalock avec joint et vanne pour 134

Femmina diritta con guarnizione Rotalock e valvola 134



DN	ROSCA THREAD	Referencia Part n°
13/32"	1" 14h UNS	134 FXRV 1108
1/2"	1" 14h UNS	134 FXRV 1110
5/8"	1" 14h UNS	134 FXRV 1112

Hembra 45° con junta Rotalock y válvula 134

45° Female with Rotalock joint and 134 valve

Femelle 45° Rotalock avec joint et vanne pour 134

Femmina a 45° con guarnizione Rotalock e valvola 134



DN	ROSCA THREAD	Referencia Part n°
13/32"	1" 14h UNS	134 FX45V 1108
1/2"	1" 14h UNS	134 FX45V 1110

Hembra 90° con junta Rotalock y válvula 134

90° Female with Rotalock joint and 134 valve

Femelle 90° Rotalock avec joint et vanne pour 134

Femmina a 90° con guarnizione Rotalock e valvola 134



DN	ROSCA THREAD	Referencia Part n°
13/32"	1" 14h UNS	134 FX90V 1108
1/2"	1" 14h UNS	134 FX90V 1110
5/8"	1" 14h UNS	134 FX90V 1112

Hembra especial 90° con junta Rotalock y válvula 134

90° special Female with Rotalock joint and 134 valve

Femelle climatisation spéciale 90° Rotalock avec joint et vanne pour 134

Femmina a 90° speciale con guarnizione Rotalock e valvola 134



DN	ROSCA THREAD	Referencia Part n°
13/32"	1" 14h UNS	134 FXAV90 1108
1/2"	1" 14h UNS	134 FXAV90 1110

Racor de unión con válvula 134

134 valve coupling

Raccord d'union climatisation avec vanne pour splicer vanne pour 134

Raccordo di unione tubi con valvola 134



DN	Referencia Part n°
5/16"	134 URTV 0006
13/32"	134 URTV 0008
1/2"	134 URTV 0010
5/8"	134 URTV 0012

Racor de unión

Hose-hose coupling

Raccord d'union climatisation splicer

Raccordo di unione tubo-tubo



DN	Referencia Part n°
5/16"	URT 0006
13/32"	URT 0008
1/2"	URT 0010
5/8"	URT 0012

RACORES AIRE ACONDICIONADO

Air conditioning fittings
Raccords climatisation
Raccordi aria condizionata

Hembra giratoria recta con junta verde

Straight swivel female with green joint

Femelle tournante avec joint vert

Femmina diritta con o'ring verde



DN	ROSCA THREAD	Referencia Part n°
5/16"	5/8" 18h UNF	FOR 0606
13/32"	3/4" 16h UNF	FOR 0808
1/2"	7/8" 14h UNF	FOR 1010
5/8"	7/8" 14h UNF	FOR 1012
5/8"	1"1/16 12h UNF	FOR 1212

Hembra giratoria 45° con junta verde

45° swivel female with green joint

Femelle tournante 45° avec joint vert

Femmina a 45° con o'ring verde



DN	ROSCA THREAD	Referencia Part n°
5/16"	5/8" 18h UNF	FO45 0606
13/32"	3/4" 16h UNF	FO45 0808
1/2"	7/8" 14h UNF	FO45 1010
5/8"	7/8" 14h UNF	FO45 1012
5/8"	1"1/16 12h UNF	FO45 1212

Hembra giratoria 90° con junta verde

90° swivel female with green joint

Femelle tournante 90° avec joint vert

Femmina a 90° con o'ring verde



DN	ROSCA THREAD	Referencia Part n°
5/16"	5/8" 18h UNF	FO90 0606
13/32"	3/4" 16h UNF	FO90 0808
1/2"	7/8" 14h UNF	FO90 1010
5/8"	7/8" 14h UNF	FO90 1012
5/8"	1"1/16 12h UNF	FO90 1212

Hembra giratoria recta con válvula

Straight swivel female with green joint and valve

Femelle tournante avec joint vert et vanne pour 134

Femmina diritta con o'ring verde e valvola 134



DN	ROSCA THREAD	Referencia Part n°
5/16"	5/8" 18h UNF	FORV 0606
13/32"	3/4" 16h UNF	FORV 0808
1/2"	7/8" 14h UNF	FORV 1010
5/8"	7/8" 14h UNF	FORV 1012
5/8"	1"1/16 12h UNF	FORV 1212

Hembra giratoria 90° con válvula

90° Swivel female with green joint and valve

Femelle tournante 90° avec joint vert et vanne pour 134

Femmina a 90° con o'ring verde e valvola 134



DN	ROSCA THREAD	Referencia Part n°
5/16"	5/8" 18h UNF	FO90V 0606
13/32"	3/4" 16h UNF	FO90V 0808
1/2"	7/8" 14h UNF	FO90V 1010
5/8"	7/8" 14h UNF	FO90V 1012
5/8"	1"1/16 12h UNF	FO90V 1212

Hembra giratoria 45° con válvula

45° Swivel female with green joint and valve

Femelle tournante 45° avec joint vert et vanne pour 134

Femmina a 45° con o'ring verde e valvola 134



DN	ROSCA THREAD	Referencia Part n°
5/16"	5/8" 18h UNF	FO45V 0606
13/32"	3/4" 16h UNF	FO45V 0808
1/2"	7/8" 14h UNF	FO45V 1010
5/8"	7/8" 14h UNF	FO45V 1012
5/8"	1"1/16 12h UNF	FO45V 1212

Macho recto con junta tórica

Straight male with green joint

Mâle tournant avec joint vert

Maschio diritto con o'ring



DN	ROSCA THREAD	Referencia Part n°
5/16"	5/8" 18h UNF	MOR 0606
13/32"	3/4" 16h UNF	MOR 0808
1/2"	7/8" 14h UNF	MOR 1010
5/8"	7/8" 14h UNF	MOR 1012
5/8"	1"1/16 12h UNF	MOR 1212

Macho 45° con junta tórica

45° Male with green joint

Mâle tournant 45° avec joint vert

Maschio a 45° con o'ring



DN	ROSCA THREAD	Referencia Part n°
5/16"	5/8" 18h UNF	MO45 0606
13/32"	3/4" 16h UNF	MO45 0808
1/2"	7/8" 14h UNF	MO45 1010
5/8"	7/8" 14h UNF	MO45 1012
5/8"	1"1/16 12h UNF	MO45 1212

RACORES AIRE ACONDICIONADO

Air conditioning fittings
Raccords climatisation
Raccordi aria condizionata

Macho 90° con junta tórica

90° Male with green joint

Mâle tournant 90° avec joint vert

Maschio a 90° con o'ring



DN	ROSCA THREAD	Referencia Part n°
5/16"	5/8" 18h UNF	MO90 0606
13/32"	3/4" 18h UNF	MO90 0808
1/2"	7/8" 18h UNF	MO90 1010
5/8"	7/8" 18h UNF	MO90 1012
5/8"	1"1/16 16h UNF	MO90 1212

Hembra giratoria recta SAE

Straight swivel female SAE

Femelle tournante SAE droite

Femmina diritta SAE




DN	ROSCA THREAD	Referencia Part n°
5/16"	5/8" 18h UNF	FSR 0606
13/32"	3/4" 16h UNF	FSR 0808
1/2"	7/8" 14h UNF	FSR 1010

Codo 90° hembra giratoria SAE

90° Swivel female SAE

Femelle tournante 90° SAE

Femmina a 90° SAE



DN	ROSCA THREAD	Referencia Part n°
5/16"	5/8" 18h UNF	FS90 0606
13/32"	3/4" 16h UNF	FS90 0808
1/2"	7/8" 14h UNF	FS90 1010

Codo 45° hembra giratoria SAE

45° Swivel female SAE

Femelle tournante 45° SAE

Femmina a 45° SAE



DN	ROSCA THREAD	Referencia Part n°
5/16"	5/8" 18h UNF	FS45 0606
13/32"	3/4" 16h UNF	FS45 0808
1/2"	7/8" 14h UNF	FS45 1010

Hembra recta con junta Rotalock y válvula

Straight female with Rotalock joint and valve

Femelle droite Rotalock avec joint et vanne pour R12

Femmina diritta con guarnizione Rotalock e valvola



DN	ROSCA THREAD	Referencia Part n°
13/32"	1" 14h UNS	FXRV 1108
1/2"	1" 14h UNS	FXRV 1110

Hembra especial 90° con junta Rotalock y válvula

90° Special female with Rotalock joint and valve

Femelle spéciale 90° Rotalock avec joint et vanne pour R12

Femmina a 90° speciale con guarnizione Rotalock e valvola



DN	ROSCA THREAD	Referencia Part n°
13/32"	1" 14h UNS	FXAV90 1108
1/2"	1" 14h UNS	FXAV90 1110

Racor de unión con válvula

Union fitting with valve

Raccord union avec vanne pour R14 splicer vanne pour R12

Raccordi de unione con valvola



DN	Referencia Part n°
5/16"	URTV 0006
13/32"	URTV 0008
1/2"	URTV 0010

Hembra 90° con junta Rotalock y válvula

90° Female with Rotalock joint and valve

Femelle 90° Rotalock avec joint et vanne pour R12

Femmina a 90° con guarnizione Rotalock e valvola



DN	ROSCA THREAD	Referencia Part n°
13/32"	1" 14h UNS	FX90V 1108
1/2"	1" 14h UNS	FX90V 1110

Junta tórica para racores Freón 134

Joints for air conditioning 134 fittings

Joint torique spécial pour Freon 134

O'ring per raccordi per Freon 134



DN	Referencia Part n°
5/16"	7.65X1.78 FREON
13/32"	10.82X1.78 FREON
1/2"	14X1.78 FREON
5/8"	18.77X1.78 FREON

TUBO RÍGIDO TRΔLE®

TrΔle® Pipe
Tube rigide TrΔle®
Tubo rigido TrΔle®



RACORES DIN 2353 / RACORES JIC 37°

Pipe Fittings DIN 2353 / Flare fittings JIC 37°
Raccords DIN 2353 / Adapteurs JIC 37°
Raccordi DIN 2353 / Raccordi JIC 37°



BRIDAS SAE

SAE Flanges
Brides de fixation SAE
Flangia SAE



ABRAZADERAS TRΔLE®

TrΔle® Clamps
Colliers TrΔle®
Collari fissatubo TrΔle®



MÁQUINAS PARA PROCESAR EL TUBO RÍGIDO

Machines for processing rigid pipes
Machines pour travailler le tube rigide
Macchine per il trattamento del tubo rigido



FLUIDAL

TUBO RÍGIDO TRΔLE®

TrΔle® Pipe
Tube rigide TrΔle®
Tubo rigido TrΔle®



TUBO RÍGIDO MÉTRICO TRΔLE®

218


Pipe EN 10305-4 (Metric) TrΔle®
Tube rigide EN 10305-4 (Métrique) TrΔle®
Tubo rigido EN 10305-4 (metrico) TrΔle®

FLUIDAL

TUBO RÍGIDO MÉTRICO TRΔLE®

Pipe EN 10305-4 (Metric) TrΔle®
Tube rigide EN 10305-4 (Métrique) TrΔle®
Tubo rigido EN 10305-4 (metrico) TrΔle®

EN 10305-4 ▪ Pipe EN 10305-4 (Metric) ▪ Tube rigide EN 10305-4 (Métrique) ▪ Tubo rigido EN 10305-4 (metrico) | 218



FLUIDAL

TUBO RÍGIDO MÉTRICO TRΔLE®

Pipe EN 10305-4 (Metric) TrΔle®
 Tube rigide EN 10305-4 (Métrique) TrΔle®
 Tubo rígido EN 10305-4 (metrico) TrΔle®

Tubo rígido E235 (standard) - 6 mts

Pipe E235 (standard) - 6 mts

Tube rigide E235 (standard) - 6 mts

Tubo rígido E235 (standard) - 6 mts



Ø EXT. Ø OUTER	Ø INT. Ø INNER	Referencia Part n°
6	4	TH0060100
8	6	TH0080100
8	5	TH0080150
10	7	TH0100150
12	9	TH0120150
14	10	TH0140200
15	12	TH0150150
16	12	TH0160200
18	14	TH0180200
20	14	TH0200300
22	18	TH0220200
25	19	TH0250300
28	24	TH0280200
30	24	TH0300300
35	29	TH0350300
42	36	TH0420300

Tubo rígido E235 (standard) - 3 mts

Pipe E235 (standard) - 3 mts

Tube rigide E235 (standard) - 3 mts

Tubo rígido E235 (standard) - 3 mts



Ø EXT. Ø OUTER	Ø INT. Ø INNER	Referencia Part n°
6	4	TH0060100-3
8	6	TH0080100-3
8	5	TH0080150-3
10	7	TH0100150-3
12	9	TH0120150-3
14	10	TH0140200-3
15	12	TH0150150-3
16	12	TH0160200-3
18	14	TH0180200-3
20	14	TH0200300-3
22	18	TH0220200-3
25	19	TH0250300-3
28	24	TH0280200-3
30	24	TH0300300-3
35	29	TH0350300-3
42	36	TH0420300-3

Tubo rígido E235 (Cromo III) - 6 mts

Pipe E235 (Chrome III) - 6 mts

Tube rigide E235 (Chrome III) - 6 mts

Tubo rígido E235 (Cromo III) - 6 mts



Ø EXT. Ø OUTER	Ø INT. Ø INNER	Referencia Part n°
6	4	THZ060100
8	6	THZ080100
8	5	THZ080150
10	7	THZ100150
12	9	THZ120150
12	8	THZ120200
14	10	THZ140200
15	12	THZ150150
15	11	THZ150200
16	12	THZ160200
18	15	THZ180150
18	14	THZ180200
20	14	THZ200300
22	18	THZ220200
25	19	THZ250300
28	24	THZ280200
30	22	THZ300400
35	29	THZ350300
38	30	THZ380400
42	36	THZ420300

Tubo rígido E235 (Cromo III) - 3 mts

Pipe E235 (Chrome III) - 3 mts

Tube rigide E235 (Chrome III) - 3 mts

Tubo rígido E235 (Cromo III) - 3 mts



Ø EXT. Ø OUTER	Ø INT. Ø INNER	Referencia Part n°
6	4	THZ060100-3
8	6	THZ080100-3
8	5	THZ080150-3
10	7	THZ100150-3
12	9	THZ120150-3
12	8	THZ120200-3
14	10	THZ140200-3
15	12	THZ150150-3
15	11	THZ150200-3
16	12	THZ160200-3
18	15	THZ180150-3
18	14	THZ180200-3
20	14	THZ200300-3
22	18	THZ220200-3
25	19	THZ250300-3
28	24	THZ280200-3
30	22	THZ300400-3
35	29	THZ350300-3
38	30	THZ380400-3
42	36	THZ420300-3

RACORES DIN 2353 / RACORES JIC 37°

Pipe Fittings DIN 2353 / Flare fittings JIC 37°
Raccords DIN 2353 / Adapteurs JIC 37°
Raccordi DIN 2353 / Raccordi JIC 37°



FLUIDAL

RACORES DIN 2353 | **226**

DIN 2353 Pipe fittings
Raccords à bague DIN 2353
Raccordi ad anello DIN 2353


RACORES JIC 37° | **244**

JIC 37° fittings
Raccords JIC 37°
Raccordi JIC 37°

RACORES DIN 2353

DIN 2353 Pipe fittings
Raccords à bague DIN 2353
Raccordi ad anello DIN 2353

Tuercas y anillos ▪ Nuts and cutting rings ▪ Écrou et bagues ▪ Dadi e anelli



ML/MS

ACL/ACS

ACL/ACJS

Uniones tubo-tubo ▪ Straight couplings ▪ Unions doubles ▪ Raccordi intermedi



DL/DS

DL/DS

EL/ES

TL/TS

KVL/KVS

Uniones rectas tubo-rosca ▪ Straight male stud couplings ▪ Unions simples mâle ▪ Raccordi di estremità diritti



AKL/AKS BSPT

AL RC

AL/AS BSP

AL/AS WD BSP

AKL/AKS NPT

AL/AS UNF

AL/AS WD METRICA

AKLL METRICA

RI-R WD

Codos tubo-rosca ▪ Male stud elbows ▪ Coudes mâle gaz ▪ Raccordi di estremità a 90º



CKL/CKS BSPT

CKL/CKS METRICA

CKL/CKS NPT


Uniones Métricas ▪ Metric unions ▪ Unions Métriques ▪ Raccordi di riduzione (Metrici)



KORL-TLM

KORS-TLM

Racores regulables ▪ Adjustable stud couplings ▪ Raccords réglables ▪ Raccordi orientabili



EEL/EES-TLM

TEL/TES-TLM

STA FEL/FES TLM

LEL/LES-TLM

Tubo roscado (hembra giratoria) ▪ Adjustable straight stud ▪ Tube fileté ▪ Raccordi di estremità per combinazioni



ATL/ATS

RAL/RAS-TLM METRICA

RAL/RAS-TLM BSP

Soldables ▪ Welding couplings ▪ Raccords à souder ▪ Raccordi a saldare



ASL/ASS

ORIS

ESVL/ESVS

Pasatabiques ▪ Bulkhead ▪ Passe cloison ▪ Raccordi di attraversamento



SVL/SVS

USVL/USVS

TP L/S

RACORES DIN 2353

DIN 2353 Pipe fittings
Raccords à bague DIN 2353
Raccordi ad anello DIN 2353

Racor recto hembra ▪ Straight female coupling ▪ Raccord droit femelle ▪ Raccordi diritti con estremità femmina



GAIL/GAIS BSP

GAIL/GAIS METRICA

MAVL/MAVS BSP

AM

Orientables ▪ Banjos ▪ Banjos ▪ Raccordi orientabili a occhio



WSVL/WSVS BSP

WSVL/WSVS METRICA

STA WEE

Tapones ▪ Plugs ▪ Bouchons ▪ Tappi



BUTZEN L/S

STA TML/TMS

STOPFEN BSP

STOPFEN METRICA

Válvulas antirretorno ▪ Non-return valves ▪ Clapet antiretour pour tube ▪ Valvole di ritegno



RHDL/RHDS


RHVL/RHVS

RHZL/RHZS

RACORES JIC 37º

JIC 37º fittings
Raccords JIC 37º
Raccordi JIC 37º


Tuercas y férulas JIC 37º ▪ Nuts and Sleeves ▪ Écrous et Férules JIC 37º ▪ Dadi e Bussole JIC 37º



S110

S120

Tapones JIC 37º ▪ JIC 37º Plugs ▪ Bouchons JIC 37º ▪ Tappi JIC 37º



S130

S140

Uniones rectas JIC 37º ▪ JIC 37º Straight union ▪ Unions droites JIC 37º ▪ Adattatori diritti JIC 37º



S260

S260

S730

S200

S230

S210

S220

S250

S240

Uniones macho-hembra JIC 37º ▪ JIC 37º Male-female unions ▪ Unions mâle JIC 37º x femelle JIC 37º ▪ Adattatori maschio-femmina JIC 37º



S180

S290

S280

S291

S150

S215

S740

Codos JIC 37º ▪ JIC 37º Elbows ▪ Coudes JIC 37º ▪ Adattatori a 45º e 90º JIC 37º



S500

S650

S550

S525

S675

S595

S665

S690

Codos Orientables JIC 37º ▪ JIC 37º Elbow ▪ Adapteur orientable coude JIC 37º ▪ Raccordo orientabile



S600

S615

S575

S625

S775

Tes JIC 37º ▪ JIC 37º Tees ▪ Tés JIC 37º ▪ Adattatori a T JIC 37º



S505

S680

S685

S670

S681

S695

Tes orientable JIC 37º ▪ JIC 37º Adjustable Tees ▪ Tés orientables JIC 37º ▪ Adattatori a T orientabili



S610

S585

S635

S605

S580

RACORES JIC 37°

JIC 37° fittings
Raccords JIC 37°
Raccordi JIC 37°

Instrucciones de montaje del racor DIN 2353 sobre el tubo rígido (se recomienda el uso de herramientas de premontaje)

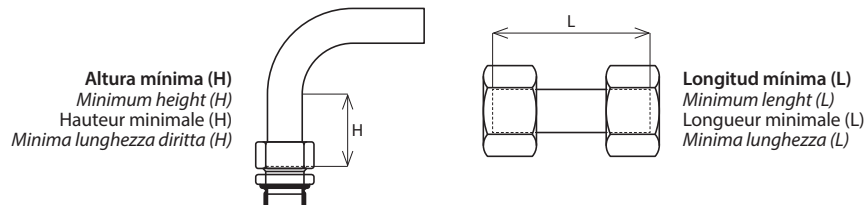
Assembly of the pipe fittings DIN 2353 in the rigid pipe (It is recommended to use pre-assembly tools)

Mode d'emploi de montage du raccord DIN 2353 sur le tube rigide (l'utilisation des outils de pré-montage est conseillée)

Assemblaggio del raccordo ad anello DIN 2353 nel tubo rigido (è si consiglia l'uso degli utensili di premontaggio)

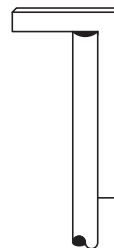
A. Preparación del tubo

Preparation of the tube
Préparation du tube
Preparazione del tubo



Altura mínima (H)
Minimum height (H)
Hauteur minimale (H)
Minima lunghezza diritta (H)

Longitud mínima (L)
Minimum length (L)
Longueur minimale (L)
Minima lunghezza (L)



Cortar el tubo a escuadra y eliminar rebabas.

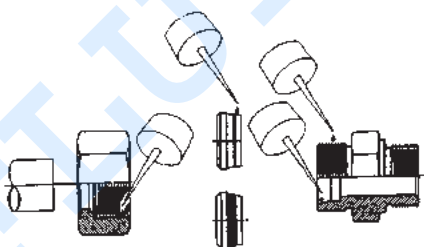
Rectangularly saw off the pipe and slightly deburr the tube ends inside and outside.

Couper le tube à angle droit sans bavure. Tagliare il tubo ad angolo retto ed eliminare i residui metallici.

	Series / Series / Série / Serie		
	LL	L	S
Ø exterior Ø outer Ø extérieur Ø esterno	4-5-6-8	6-8-10-12-15-18-22-28-35-42	6-8-10-12-14-16-20-25-30-38
H mínimo H minimum H minimum H minimo	24-25-25-26	31-31-33-33-36-38-42-42-48-48	35-35-37-37-43-43-50-54-58-65
L mínimo L minimum L minimum L minimo	30-32-32-33	39-39-42-42-45-48-53-53-60-60	44-44-47-47-54-54-63-68-73-82

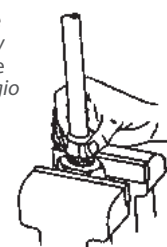
B. Lubricar adecuadamente

Lubricate suitably
Lubrifier convenablement
Lubrificare convenientemente



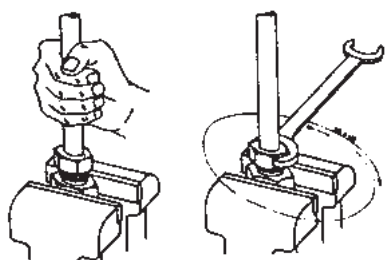
C. Montaje

Assembly
Montage
Montaggio



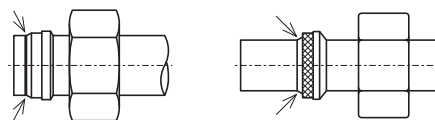
D. Apriete

Blocking
Blockage
Bloccaggio



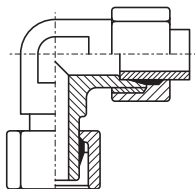
E. Control

Control
Control
Controllo



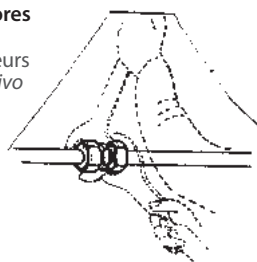
F. Montaje final

Final assembly
Montage final
Montaggio finale



G. Montajes posteriores

Later assemblies
Montages postérieurs
Montaggio successivo



Nota sobre piezas premontadas (CTA): El montaje final se realizará apretando la tuerca al menos ½ vuelta más desde el punto a partir del cual se empieza a hacer más fuerza.

For preassembled fittings (CTA), the final assembly is made tightening the nut at least ½ turn beyond the point of a noticeable increase in force.

Pour les pièces pré-assemblées (CTA), le montage final doit être fait en tournant au moins un ½ tour à partir du point où une résistance plus importante est appréciée.

Per tutti i raccordi premontati (CTA), il premontaggio avviene con apposite attrezzature. Il montaggio finale si realizza serrando almeno ½ giro oltre il punto in cui si inizia ad avvertire chiaramente l'aumento della resistenza.

RACORES DIN 2353

DIN 2353 Pipe fittings
Raccords à bague DIN 2353
Raccordi ad anello DIN 2353

Tuerca Métrica DIN 3870

Nuts DIN 3870

Écrou Métrique DIN 3870

Dadi Metrici DIN 3870



TUBO PIPE	SERIE SERIES	ROSCA THREAD	Referencia Part n°
4	LL	M8x1	MLL 4 M 8X1
6	LL	M10x1	MLL 6 M 10X1
8	LL	M12x1	MLL 8 M 12X1
6	L	M12x1,5	ML 6 M 12X1.5
8	L	M14x1,5	ML 8 M 14X1.5
10	L	M16x1,5	ML 10 M 16X1.5
12	L	M18x1,5	ML 12 M 18X1.5
15	L	M22x1,5	ML 15 M 22X1.5
18	L	M26x1,5	ML 18 M 26X1.5
22	L	M30x2	ML 22 M 30X2
28	L	M36x2	ML 28 M 36X2
35	L	M45x2	ML 35 M 45X2
42	L	M52x2	ML 42 M 52X2
6	S	M14x1,5	MS 6 M 14X1.5
8	S	M16x1,5	MS 8 M 16X1.5
10	S	M18x1,5	MS 10 M 18X1.5
12	S	M20x1,5	MS 12 M 20X1.5
14	S	M22x1,5	MS 14 M 22X1.5
16	S	M24x1,5	MS 16 M 24X1.5
20	S	M30x2	MS 20 M 30X2
25	S	M36x2	MS 25 M 36X2
30	S	M42x2	MS 30 M 42X2
38	S	M52x2	MS 38 M 52X2

Anillos de corte con junta plana + tórica

Cutting ring with captive seal & o´ring

Bague Métrique avec écrou+ o´ring

Anelli tagliante con guarnizione piana + O-ring



TUBO PIPE	SERIE SERIES	Referencia Part n°
6	L	ACJL 6
8	L	ACJL 8
10	L	ACJL 10
12	L	ACJL 12
15	L	ACJL 15
18	L	ACJL 18
22	L	ACJL 22
28	L	ACJL 28
35	L	ACJL 35
42	L	ACJL 42
6	S	ACJS 6
8	S	ACJS 8
10	S	ACJS 10
12	S	ACJS 12
14	S	ACJS 14
16	S	ACJS 16
20	S	ACJS 20
25	S	ACJS 25
30	S	ACJS 30
38	S	ACJS 38

Anillos de corte DIN 3861

Cutting rings DIN 3861

Bague Métrique DIN 3861

Anelli DIN 3861



TUBO PIPE	SERIE SERIES	Referencia Part n°
4	LL	ACLL 4
6	LL	ACLL 6
8	LL	ACLL 8
6	L/S	ACL 6
8	L/S	ACL 8
10	L/S	ACL 10
12	L/S	ACL 12
15	L	ACL 15
18	L	ACL 18
22	L	ACL 22
28	L	ACL 28
35	L	ACL 35
42	L	ACL 42
14	S	ACS 14
16	S	ACS 16
20	S	ACS 20
25	S	ACS 25
30	S	ACS 30
38	S	ACS 38

RACORES DIN 2353

DIN 2353 Pipe fittings
Raccords à bague DIN 2353
Raccordi ad anello DIN 2353

Unión recta tubo-tubo

Straight coupling (pipe-pipe)

Union droite (tuyau-tuyau)

Raccordo intermedio diritto (tubo-tubo)



TUBO PIPE	SERIE SERIES	Referencia Part n°	Referencia Part n°
4	LL	DLL 4	STA DLL 4
6	LL	DLL 6	STA DLL 6
8	LL	DLL 8	STA DLL 8
6	L	DL 6	STA DL 6
8	L	DL 8	STA DL 8
10	L	DL 10	STA DL 10
12	L	DL 12	STA DL 12
15	L	DL 15	STA DL 15
18	L	DL 18	STA DL 18
22	L	DL 22	STA DL 22
28	L	DL 28	STA DL 28
35	L	DL 35	STA DL 35
42	L	DL 42	STA DL 42
6	S	DS 6	STA DS 6
8	S	DS 8	STA DS 8
10	S	DS 10	STA DS 10
12	S	DS 12	STA DS 12
14	S	DS 14	STA DS 14
16	S	DS 16	STA DS 16
20	S	DS 20	STA DS 20
25	S	DS 25	STA DS 25
30	S	DS 30	STA DS 30
38	S	DS 38	STA DS 38

Unión recta en reducción tubo-tubo

Straight reducing coupling (pipe-pipe)

Union double en réduction (tuyau-tuyau)

Raccordo intermedio di riduzione (tubo-tubo)



TUBO PIPE	TUBO PIPE	SERIE SERIES	Referencia Part n°	Referencia Part n°
8	6	L	DL 8-6	STA DL 8-6
10	6	L	DL 10-6	STA DL 10-6
10	8	L	DL 10-8	STA DL 10-8
12	8	L	DL 12-8	STA DL 12-8
12	10	L	DL 12-10	STA DL 12-10
15	10	L	DL 15-10	STA DL 15-10
15	12	L	DL 15-12	STA DL 15-12
18	12	L	DL 18-12	STA DL 18-12
18	15	L	DL 18-15	STA DL 18-15
22	15	L	DL 22-15	STA DL 22-15
22	18	L	DL 22-18	STA DL 22-18
28	22	L	DL 28-22	STA DL 28-22
35	22	L	DL 35-22	STA DL 35-22
35	28	L	DL 35-28	STA DL 35-28
8	6	S	DS 8-6	STA DS 8-6
10	6	S	DS 10-6	STA DS 10-6
10	8	S	DS 10-8	STA DS 10-8
12	6	S	DS 12-6	STA DS 12-6
12	8	S	DS 12-8	STA DS 12-8
12	10	S	DS 12-10	STA DS 12-10
14	10	S	DS 14-10	STA DS 14-10
14	12	S	DS 14-12	STA DS 14-12
16	12	S	DS 16-12	STA DS 16-12
16	14	S	DS 16-14	STA DS 16-14
20	12	S	DS 20-12	STA DS 20-12
20	16	S	DS 20-16	STA DS 20-16
25	16	S	DS 25-16	STA DS 25-16
25	20	S	DS 25-20	STA DS 25-20
30	20	S	DS 30-20	STA DS 30-20
30	25	S	DS 30-25	STA DS 30-25
38	30	S	DS 38-30	STA DS 38-30

RACORES DIN 2353

DIN 2353 Pipe fittings
Raccords à bague DIN 2353
Raccordi ad anello DIN 2353

Unión en codo tubo-tubo

Equal elbow coupling (pipe-pipe)

Union en coude égal (tuyau-tuyau)

Raccordo intermedio a 90° (tubo-tubo)



TUBO PIPE	SERIE SERIES	Referencia Part n°	Referencia Part n°
4	LL	ELL 4	STA ELL 4
6	LL	ELL 6	STA ELL 6
8	LL	ELL 8	STA ELL 8
6	L	EL 6	STA EL 6
8	L	EL 8	STA EL 8
10	L	EL 10	STA EL 10
12	L	EL 12	STA EL 12
15	L	EL 15	STA EL 15
18	L	EL 18	STA EL 18
22	L	EL 22	STA EL 22
28	L	EL 28	STA EL 28
35	L	EL 35	STA EL 35
42	L	EL 42	STA EL 42
6	S	ES 6	STA ES 6
8	S	ES 8	STA ES 8
10	S	ES 10	STA ES 10
12	S	ES 12	STA ES 12
14	S	ES 14	STA ES 14
16	S	ES 16	STA ES 16
20	S	ES 20	STA ES 20
25	S	ES 25	STA ES 25
30	S	ES 30	STA ES 30
38	S	ES 38	STA ES 38

Unión en cruz tubo-tubo

Equal cross union (pipe-pipe-pipe-pipe)

Union en croix égale (tuyau-tuyau)

Raccordo intermedio a croce (tubo-tubo)



SERIE SERIES	Referencia Part n°	Referencia Part n°
L	KVL 6	STA KVL 6
L	KVL 8*	STA KVL 8
L	KVL 10	STA KVL 10
L	KVL 12	STA KVL 12
L	KVL 15	STA KVL 15
L	KVL 18	STA KVL 18
L	KVL 22	STA KVL 22
L	KVL 28	STA KVL 28
L	KVL 35	STA KVL 35
L	KVL 42	STA KVL 42
S	KVS 6	STA KVS 6
S	KVS 8	STA KVS 8
S	KVS 10	STA KVS 10
S	KVS 12	STA KVS 12
S	KVS 14	STA KVS 14
S	KVS 16	STA KVS 16
S	KVS 20	STA KVS 20
S	KVS 25	STA KVS 25
S	KVS 30	STA KVS 30
S	KVS 38	STA KVS 38

Hasta fin de existencias / Until end of stock / Jusqu'à la fin du stock / Fino ad esaurimento

Unión en te tubo-tubo

Equal Tee union (pipe-pipe-pipe)

Union en Té égal (tuyau-tuyau)

Raccordo intermedio a T (tubo-tubo)



TUBO PIPE	SERIE SERIES	Referencia Part n°	Referencia Part n°
4	LL	TLL 4	STA TLL 4
6	LL	TLL 6	STA TLL 6
8	LL	TLL 8	STA TLL 8
6	L	TL 6	STA TL 6
8	L	TL 8	STA TL 8
10	L	TL 10	STA TL 10
12	L	TL 12	STA TL 12
15	L	TL 15	STA TL 15
18	L	TL 18	STA TL 18
22	L	TL 22	STA TL 22
28	L	TL 28	STA TL 28
35	L	TL 35	STA TL 35
42	L	TL 42	STA TL 42
6	S	TS 6	STA TS 6
8	S	TS 8	STA TS 8
10	S	TS 10	STA TS 10
12	S	TS 12	STA TS 12
14	S	TS 14	STA TS 14
16	S	TS 16	STA TS 16
20	S	TS 20	STA TS 20
25	S	TS 25	STA TS 25
30	S	TS 30	STA TS 30
38	S	TS 38	STA TS 38

RACORES DIN 2353


DIN 2353 Pipe fittings
Raccords à bague DIN 2353
Raccordi ad anello DIN 2353

Racor recto rosca cónica BSPT

Straight male stud coupling BSPT tapered

Union simple mâle conique

Raccordo di estremità diritto conico BSPT




TUBO PIPE	SERIE SERIES	ROSCA THREAD	Referencia Part n°	Referencia Part n°
4	LL	1/8" BSPT	AKLL 4 R 1/8	STA AKLL 4 R 1/8
6	LL	1/8" BSPT	AKLL 6 R 1/8	STA AKLL 6 R 1/8
8	LL	1/8" BSPT	AKLL 8 R 1/8	STA AKLL 8 R 1/8
8	LL	1/4" BSPT	AKLL 8 R 1/4	STA AKLL 8 R 1/4
6	L	1/8" BSPT	AKL 6 R 1/8	STA AKL 6 R 1/8
6	L	1/4" BSPT	AKL 6 R 1/4	STA AKL 6 R 1/4
8	L	1/4" BSPT	AKL 8 R 1/4	STA AKL 8 R 1/4
10	L	1/4" BSPT	AKL 10 R 1/4	STA AKL 10 R 1/4
10	L	3/8" BSPT	AKL 10 R 3/8	STA AKL 10 R 3/8
12	L	1/4" BSPT	AKL 12 R 1/4	STA AKL 12 R 1/4
12	L	3/8" BSPT	AKL 12 R 3/8	STA AKL 12 R 3/8
12	L	1/2" BSPT	AKL 12 R 1/2	STA AKL 12 R 1/2
15	L	3/8" BSPT	AKL 15 R 3/8	STA AKL 15 R 3/8
15	L	1/2" BSPT	AKL 15 R 1/2	STA AKL 15 R 1/2
18	L	1/2" BSPT	AKL 18 R 1/2	STA AKL 18 R 1/2
22	L	3/4" BSPT	AKL 22 R 3/4	STA AKL 22 R 3/4
6	S	1/4" BSPT	AKS 6 R 1/4	STA AKS 6 R 1/4
8	S	1/4" BSPT	AKS 8 R 1/4	STA AKS 8 R 1/4
10	S	3/8" BSPT	AKS 10 R 3/8	STA AKS 10 R 3/8
12	S	3/8" BSPT	AKS 12 R 3/8	STA AKS 12 R 3/8
16	S	1/2" BSPT	AKS 16 R 1/2	STA AKS 16 R 1/2
20	S	3/4" BSPT	AKS 20 R 3/4	STA AKS 20 R 3/4

Racor recto rosca cilíndrica BSP 60º

Straight male stud coupling BSP cyl. 60º

Union simple mâle gaz cylindrique 60º

Raccordo di estremità diritto BSP 60º



TUBO PIPE	SERIE SERIES	ROSCA THREAD	Referencia Part n°	€	Referencia Part n°	€
6	L	1/8" BSP	AL 6 RC 1/8		STA AL 6 RC 1/8	
6	L	1/4" BSP	AL 6 RC 1/4		STA AL 6 RC 1/4	
6	L	1/2" BSP	AL 6 RC 1/2		STA AL 6 RC 1/2	
6	L	3/8" BSP	AL 6 RC 3/8		STA AL 6 RC 3/8	
8	L	1/8" BSP	AL 8 RC 1/8		STA AL 8 RC 1/8	
8	L	1/4" BSP	AL 8 RC 1/4		STA AL 8 RC 1/4	
8	L	3/8" BSP	AL 8 RC 3/8		STA AL 8 RC 3/8	
8	L	1/2" BSP	AL 8 RC 1/2		STA AL 8 RC 1/2	
10	L	1/8" BSP	AL 10 RC 1/8		STA AL 10 RC 1/8	
10	L	1/4" BSP	AL 10 RC 1/4		STA AL 10 RC 1/4	
10	L	3/8" BSP	AL 10 RC 3/8		STA AL 10 RC 3/8	
10	L	1/2" BSP	AL 10 RC 1/2		STA AL 10 RC 1/2	
12	L	1/4" BSP	AL 12 RC 1/4		STA AL 12 RC 1/4	
12	L	3/8" BSP	AL 12 RC 3/8		STA AL 12 RC 3/8	
12	L	1/2" BSP	AL 12 RC 1/2		STA AL 12 RC 1/2	
12	L	3/4" BSP	AL 12 RC 3/4		STA AL 12 RC 3/4	
15	L	3/8" BSP	AL 15 RC 3/8		STA AL 15 RC 3/8	
15	L	1/2" BSP	AL 15 RC 1/2		STA AL 15 RC 1/2	
15	L	3/4" BSP	AL 15 RC 3/4		STA AL 15 RC 3/4	
18	L	3/8" BSP	AL 18 RC 3/8		STA AL 18 RC 3/8	
18	L	1/2" BSP	AL 18 RC 1/2		STA AL 18 RC 1/2	
18	L	3/4" BSP	AL 18 RC 3/4		STA AL 18 RC 3/4	
22	L	1/2" BSP	AL 22 RC 1/2		STA AL 22 RC 1/2	
22	L	3/4" BSP	AL 22 RC 3/4		STA AL 22 RC 3/4	
22	L	1" BSP	AL 22 RC 1		STA AL 22 RC 1	
28	L	3/4" BSP	AL 28 RC 3/4		STA AL 28 RC 3/4	
28	L	1" BSP	AL 28 RC 1		STA AL 28 RC 1	
35	L	1" BSP	AL 35 RC 1		STA AL 35 RC 1	
35	L	1" 1/4 BSP	AL 35 RC 1 1/4		STA AL 35 RC 1 1/4	
42	L	1" 1/2 BSP	AL 42 RC 1 1/2		STA AL 42 RC 1 1/2	
6	S	1/4" BSP	AS 6 RC 1/4		STA AS 6 RC 1/4	
8	S	1/4" BSP	AS 8 RC 1/4		STA AS 8 RC 1/4	
8	S	3/8" BSP	AS 8 RC 3/8		STA AS 8 RC 3/8	
10	S	1/4" BSP	AS 10 RC 1/4		STA AS 10 RC 1/4	
10	S	3/8" BSP	AS 10 RC 3/8		STA AS 10 RC 3/8	
10	S	1/2" BSP	AS 10 RC 1/2		STA AS 10 RC 1/2	
12	S	1/4" BSP	AS 12 RC 1/4		STA AS 12 RC 1/4	
12	S	3/8" BSP	AS 12 RC 3/8		STA AS 12 RC 3/8	
12	S	1/2" BSP	AS 12 RC 1/2		STA AS 12 RC 1/2	
14	S	3/8" BSP	AS 14 RC 3/8		STA AS 14 RC 3/8	
14	S	1/2" BSP	AS 14 RC 1/2		STA AS 14 RC 1/2	
16	S	3/8" BSP	AS 16 RC 3/8		STA AS 16 RC 3/8	
16	S	1/2" BSP	AS 16 RC 1/2		STA AS 16 RC 1/2	
16	S	3/4" BSP	AS 16 RC 3/4		STA AS 16 RC 3/4	
20	S	1/2" BSP	AS 20 RC 1/2		STA AS 20 RC 1/2	
20	S	3/4" BSP	AS 20 RC 3/4		STA AS 20 RC 3/4	
25	S	3/4" BSP	AS 25 RC 3/4		STA AS 25 RC 3/4	
25	S	1" BSP	AS 25 RC 1		STA AS 25 RC 1	
30	S	1" BSP	AS 30 RC 1		STA AS 30 RC 1	
30	S	1" 1/4 BSP	AS 30 RC 1 1/4		STA AS 30 RC 1 1/4	
38	S	1" 1/4 BSP	AS 38 RC 1 1/4		STA AS 38 RC 1 1/4	
38	S	1" 1/2 BSP	AS 38 RC 1 1/2		STA AS 38 RC 1 1/2	

RACORES DIN 2353


DIN 2353 Pipe fittings
Raccords à bague DIN 2353
Raccordi ad anello DIN 2353

Racor recto rosca cilíndrica BSP

Straight male stud coupling BSP cyl

Union simple mâle gaz cyl

Raccordo di estremità diritto BSP



TUBO PIPE	SERIE SERIES	ROSCA THREAD	Referencia Part n°	Referencia Part n°
6	S	1/4" BSP	AS 6 R 1/4	STA AS 6 R 1/4
8	S	1/4" BSP	AS 8 R 1/4	STA AS 8 R 1/4
8	S	3/8" BSP	AS 8 R 3/8	STA AS 8 R 3/8
14	S	3/8" BSP	AS 14 R 3/8	STA AS 14 R 3/8
30	S	1" BSP	AS 30 R 1	STA AS 30 R 1
38	S	1"1/2 BSP	AS 38 R 1 1/2	STA AS 38 R 1 1/2


Hasta fin de existencias / Until end of stock / Jusqu'à la fin du stock / Fino ad esaurimento

Racor recto rosca cilíndrica BSP con junta

Straight male stud coupling with captive seal BSP cyl

Union simple mâle gaz cyl avec joint plat

Raccordo di estremità diritto BSP con guarnizione



TUBO PIPE	SERIE SERIES	ROSCA THREAD	Referencia Part n°	Referencia Part n°	€
6	L	1/8" BSP	AL 6 R 1/8 WD	STA AL 6 R 1/8 WD	
6	L	1/4" BSP	AL 6 R 1/4 WD	STA AL 6 R 1/4 WD	
6	L	3/8" BSP	AL 6 R 3/8 WD	STA AL 6 R 3/8 WD	
8	L	1/8" BSP	AL 8 R 1/8 WD	STA AL 8 R 1/8 WD	
8	L	1/4" BSP	AL 8 R 1/4 WD	STA AL 8 R 1/4 WD	
8	L	3/8" BSP	AL 8 R 3/8 WD	STA AL 8 R 3/8 WD	
8	L	1/2" BSP	AL 8 R 1/2 WD	STA AL 8 R 1/2 WD	
10	L	1/8" BSP	AL 10 R 1/8 WD	STA AL 10 R 1/8 WD	
10	L	1/4" BSP	AL 10 R 1/4 WD	STA AL 10 R 1/4 WD	
10	L	3/8" BSP	AL 10 R 3/8 WD	STA AL 10 R 3/8 WD	
10	L	1/2" BSP	AL 10 R 1/2 WD	STA AL 10 R 1/2 WD	
12	L	1/4" BSP	AL 12 R 1/4 WD	STA AL 12 R 1/4 WD	
12	L	3/8" BSP	AL 12 R 3/8 WD	STA AL 12 R 3/8 WD	
12	L	1/2" BSP	AL 12 R 1/2 WD	STA AL 12 R 1/2 WD	
12	L	3/4" BSP	AL 12 R 3/4 WD	STA AL 12 R 3/4 WD	
15	L	3/8" BSP	AL 15 R 3/8 WD	STA AL 15 R 3/8 WD	
15	L	1/2" BSP	AL 15 R 1/2 WD	STA AL 15 R 1/2 WD	
15	L	3/4" BSP	AL 15 R 3/4 WD	STA AL 15 R 3/4 WD	
18	L	3/8" BSP	AL 18 R 3/8 WD	STA AL 18 R 3/8 WD	
18	L	1/2" BSP	AL 18 R 1/2 WD	STA AL 18 R 1/2 WD	
18	L	3/4" BSP	AL 18 R 3/4 WD	STA AL 18 R 3/4 WD	
22	L	1/2" BSP	AL 22 R 1/2 WD	STA AL 22 R 1/2 WD	
22	L	3/4" BSP	AL 22 R 3/4 WD	STA AL 22 R 3/4 WD	
22	L	1" BSP	AL 22 R 1 WD	STA AL 22 R 1 WD	
28	L	3/4" BSP	AL 28 R 3/4 WD	STA AL 28 R 3/4 WD	
28	L	1" BSP	AL 28 R 1 WD	STA AL 28 R 1 WD	
35	L	1"1/4 BSP	AL 35 R 1 1/4 WD	STA AL 35 R 1 1/4 WD	
42	L	1"1/2 BSP	AL 42 R 1 1/2 WD	STA AL 42 R 1 1/2 WD	
6	S	1/4" BSP	AS 6 R 1/4 WD	STA AS 6 R 1/4 WD	
8	S	1/4" BSP	AS 8 R 1/4 WD	STA AS 8 R 1/4 WD	
8	S	3/8" BSP	AS 8 R 3/8 WD	STA AS 8 R 3/8 WD	
10	S	1/4" BSP	AS 10 R 1/4 WD	STA AS 10 R 1/4 WD	
10	S	3/8" BSP	AS 10 R 3/8 WD	STA AS 10 R 3/8 WD	
10	S	1/2" BSP	AS 10 R 1/2 WD	STA AS 10 R 1/2 WD	
12	S	1/4" BSP	AS 12 R 1/4 WD	STA AS 12 R 1/4 WD	
12	S	3/8" BSP	AS 12 R 3/8 WD	STA AS 12 R 3/8 WD	
12	S	1/2" BSP	AS 12 R 1/2 WD	STA AS 12 R 1/2 WD	
14	S	3/4" BSP	AS 14 R 3/8 WD	STA AS 14 R 3/8 WD	
14	S	1/2" BSP	AS 14 R 1/2 WD	STA AS 14 R 1/2 WD	
16	S	3/8" BSP	AS 16 R 3/8 WD	STA AS 16 R 3/8 WD	
16	S	1/2" BSP	AS 16 R 1/2 WD	STA AS 16 R 1/2 WD	
16	S	3/4" BSP	AS 16 R 3/4 WD	STA AS 16 R 3/4 WD	
20	S	1/2" BSP	AS 20 R 1/2 WD	STA AS 20 R 1/2 WD	
20	S	3/4" BSP	AS 20 R 3/4 WD	STA AS 20 R 3/4 WD	
25	S	3/4" BSP	AS 25 R 3/4 WD	STA AS 25 R 3/4 WD	
25	S	1" BSP	AS 25 R 1 WD	STA AS 25 R 1 WD	
30	S	1" BSP	AS 30 R 1 WD	STA AS 30 R 1 WD	
30	S	1"1/4 BSP	AS 30 R 1 1/4 WD	STA AS 30 R 1 1/4 WD	
38	S	1"1/4 BSP	AS 38 R 1 1/4 WD	STA AS 38 R 1 1/4 WD	
38	S	1"1/2 BSP	AS 38 R 1 1/2 WD	STA AS 38 R 1 1/2 WD	

RACORES DIN 2353


DIN 2353 Pipe fittings
Raccords à bague DIN 2353
Raccordi ad anello DIN 2353

Racor recto rosca cónica NPT

Straight male stud coupling NPT

Union simple mâle NPT

Raccordo di estremità diritto NPT conico



TUBO PIPE	SERIE SERIES	ROSCA THREAD	Referencia Part n°	Referencia Part n°
6	LL	1/8" NPT	AKLL 6 1/8 NPT	STA AKLL 6 1/8 NPT
8	LL	1/8" NPT	AKLL 8 1/8 NPT	STA AKLL 8 1/8 NPT
6	L	1/8" NPT	AKL 6 1/8 NPT	STA AKL 6 1/8 NPT
6	L	1/4" NPT	AKL 6 1/4 NPT	STA AKL 6 1/4 NPT
8	L	1/4" NPT	AKL 8 1/4 NPT	STA AKL 8 1/4 NPT
10	L	1/4" NPT	AKL 10 1/4 NPT	STA AKL 10 1/4 NPT
10	L	3/8" NPT	AKL 10 3/8 NPT	sta akll 10 3/8 npt
12	L	1/4" NPT	AKL 12 1/4 NPT	STA AKL 12 1/4 NPT
12	L	3/8" NPT	AKL 12 3/8 NPT	STA AKL 12 3/8 NPT
12	L	1/2" NPT	AKL 12 1/2 NPT	STA AKL 12 1/2 NPT
15	L	1/2" NPT	AKL 15 1/2 NPT	STA AKL 15 1/2 NPT
18	L	1/2" NPT	AKL 18 1/2 NPT	STA AKL 18 1/2 NPT
22	L	3/4" NPT	AKL 22 3/4 NPT	STA AKL 22 3/4 NPT
28	L	1" NPT	AKL 28 1 NPT	STA AKL 28 1 NPT
35	L	1 1/4" NPT	AKL 35 1 1/4 NPT	STA AKL 35 1 1/4 NPT
42	L	1 1/2" NPT	AKL 42 1 1/2 NPT	STA AKL 42 1 1/2 NPT
6	S	1/4" NPT	AKS 6 1/4 NPT	STA AKS 6 1/4 NPT
8	S	1/4" NPT	AKS 8 1/4 NPT	STA AKS 8 1/4 NPT
10	S	1/4" NPT	AKS 10 1/4 NPT	STA AKS 10 1/4 NPT
10	S	3/8" NPT	AKS 10 3/8 NPT	STA AKS 10 3/8 NPT
12	S	3/8" NPT	AKS 12 3/8 NPT	STA AKS 12 3/8 NPT
12	S	1/2" NPT	AKS 12 1/2 NPT	STA AKS 12 1/2 NPT
14	S	1/2" NPT	AKS 14 1/2 NPT	STA AKS 14 1/2 NPT
16	S	1/2" NPT	AKS 16 1/2 NPT	STA AKS 16 1/2 NPT
20	S	3/4" NPT	AKS 20 3/4 NPT	STA AKS 20 3/4 NPT
25	S	1" NPT	AKS 25 1 NPT	STA AKS 25 1 NPT
30	S	1 1/4" NPT	AKS 30 1 1/4 NPT	STA AKS 30 1 1/4 NPT
38	S	1 1/2" NPT	AKS 38 1 1/2 NPT	STA AKS 38 1 1/2 NPT

Racor recto rosca cilíndrica UNF

Straight male stud coupling UNF

Union simple mâle UNF

Raccordo di estremità diritto UNF



TUBO PIPE	SERIE SERIES	ROSCA THREAD	Referencia Part n°	Referencia Part n°
10	L	7/16" UNF	AL 10 7/16 UNF*	STA AL 10 7/16 UNF
12	L	3/4" UNF	AL 12 3/4 UNF	STA AL 12 3/4 UNF
12	L	7/8" UNF	AL 12 7/8 UNF	STA AL 12 7/8 UNF
15	L	3/4" UNF	AL 15 3/4 UNF	STA AL 15 3/4 UNF
18	L	3/4" UNF	AL 18 3/4 UNF*	STA AL 18 3/4 UNF
18	L	7/8" UNF	AL 18 7/8 UNF	STA AL 18 7/8 UNF
22	L	7/8" UNF	AL 22 7/8 UNF*	STA AL 22 7/8 UNF
22	L	1" 1/16 UNF	AL 22 1 1/16 UNF	STA AL 22 1 1/16 UNF
22	L	1" 5/16 UNF	AL 22 1 5/16 UNF	STA AL 22 1 5/16 UNF
28	L	1" 1/16 UNF	AL 28 1 1/16 UNF	STA AL 28 1 1/16 UNF
28	L	1" 5/16 UNF	AL 28 1 5/16 UNF	STA AL 28 1 5/16 UNF
35	L	1" 5/16 UNF	AL 35 1 5/16 UNF	STA AL 35 1 5/16 UNF
35	L	1" 5/8 UNF	AL 35 1 5/8 UNF	STA AL 35 1 5/8 UNF
8	S	7/16" UNF	AS 8 7/16 UNF*	STA AS 8 7/16 UNF
10	S	9/16" UNF	AS 10 9/16 UNF	STA AS 10 9/16 UNF
12	S	9/16" UNF	AS 12 9/16 UNF	STA AS 12 9/16 UNF
20	S	3/4" UNF	AS 20 3/4 UNF	STA AS 20 3/4 UNF
20	S	7/8" UNF	AS 20 7/8 UNF	STA AS 20 7/8 UNF
20	S	1" 1/16 UNF	AS 20 1 1/16 UNF	STA AS 20 1 1/16 UNF
25	S	1" 5/16 UNF	AS 25 1 5/16 UNF	STA AS 25 1 5/16 UNF

*Hasta fin de existencias / Until end of stock / Jusqu'à la fin du stock / Fino ad esaurimento

Racor recto rosca cilíndrica Métrica con junta

Straight male stud coupling with captive seal
Metrical cyl

Union simple mâle Métrique cyl + joint plat

Raccordo di estremità diritto cilindrico Metrico con
guarnizione



TUBO PIPE	SERIE SERIES	ROSCA THREAD	Referencia Part n°	Referencia Part n°
6	L	M10x1	AL 6 M 10X1 WD	STA AL 6 M 10X1 WD
8	L	M12x1,5	AL 8 M 12X1.5 WD	STA AL 8 M 12X1.5 WD
10	L	M14x1,5	AL 10 M 14X1.5 WD	STA AL 10 M 14X1.5 WD
10	L	M16x1,5	AL 10 M 16X1.5 WD	STA AL 10 M 16X1.5 WD
10	L	M18x1,5	AL 10 M 18X1.5 WD	STA AL 10 M 18X1.5 WD
10	L	M22x1,5	AL 10 M 22X1.5 WD	STA AL 10 M 22X1.5 WD
12	L	M16x1,5	AL 12 M 16X1.5 WD	STA AL 12 M 16X1.5 WD
12	L	M22x1,5	AL 12 M 22X1.5 WD	STA AL 12 M 22X1.5 WD
15	L	M18x1,5	AL 15 M 18X1.5 WD	STA AL 15 M 18X1.5 WD
15	L	M22x1,5	AL 15 M 22X1.5 WD	STA AL 15 M 22X1.5 WD
18	L	M18x1,5	AL 18 M 18X1.5 WD	STA AL 18 M 18X1.5 WD
18	L	M22x1,5	AL 18 M 22X1.5 WD	STA AL 18 M 22X1.5 WD
22	L	M26x1,5	AL 22 M 26X1.5 WD	STA AL 22 M 26X1.5 WD
28	L	M33x2	AL 28 M 33X2 WD	STA AL 28 M 33X2 WD
35	L	M42x2	AL 35 M 42X2 WD	STA AL 35 M 42X2 WD
42	L	M48x2	AL 42 M 48X2 WD	STA AL 42 M 48X2 WD
6	S	M12x1,5	AS 6 M 12X1.5 WD	STA AS 6 M 12X1.5 WD
10	S	M16x1,5	AS 10 M 16X1.5 WD	STA AS 10 M 16X1.5 WD
12	S	M18x1,5	AS 12 M 18X1.5 WD	STA AS 12 M 18X1.5 WD
14	S	M20x1,5	AS 14 M 20X1.5 WD	STA AS 14 M 20X1.5 WD
16	S	M22x1,5	AS 16 M 22X1.5 WD	STA AS 16 M 22X1.5 WD
25	S	M33x2	AS 25 M 33X2 WD	STA AS 25 M 33X2 WD
30	S	M42x2	AS 30 M 42X2 WD	STA AS 30 M 42X2 WD
38	S	M48x2	AS 38 M 48X2 WD	STA AS 38 M 48X2 WD

Racor recto rosca cónica Métrica

Straight male stud coupling metrical tapered

Union simple mâle métrique type A

Raccordo di estremità diritto conico Metrico



TUBO PIPE	ROSCA THREAD	SERIE SERIES	Referencia Part n°
4	M 8x1	LL	AKLL 4 M 8X1
6	M 10x1	LL	AKLL 6 M 10X1
8	M 10x1	LL	AKLL 8 M 10X1

RACORES DIN 2353

DIN 2353 Pipe fittings
Raccords à bague DIN 2353
Raccordi ad anello DIN 2353

Reducción con rosca M-HF BSP con junta

Male-female reducing adaptor BSP cyl with captive seal

Réduction mâle gaz-femelle gaz avec joint plat

Adattatore di riduzione filettato maschio-femmina
BSP con guarnizione



ROSCA (M) THREAD (M)	ROSCA (H) THREAD (F)	Referencia Part n°
1/8" BSP	1/4" BSP	RI-R 1/8 R 1/4WD
1/8" BSP	3/8" BSP	RI-R 1/8 R 3/8WD
1/4" BSP	1/8" BSP	RI-R 1/4 R 1/8WD
1/4" BSP	3/8" BSP	RI-R 1/4 R 3/8WD
1/4" BSP	1/2" BSP	RI-R 1/4 R 1/2 WD
1/4" BSP	3/4" BSP	RI-R 1/4 R 3/4 WD
3/8" BSP	1/8" BSP	RI-R 3/8 R 1/8WD
3/8" BSP	1/4" BSP	RI-R 3/8 R 1/4 WD
3/8" BSP	1/2" BSP	RI-R 3/8 R 1/2WD
3/8" BSP	3/4" BSP	RI-R 3/8 R 3/4WD
1/2" BSP	1/8" BSP	RI-R 1/2 R 1/8WD
1/2" BSP	1/4" BSP	RI-R 1/2 R 1/4WD
1/2" BSP	3/8" BSP	RI-R 1/2 R 3/8WD
1/2" BSP	3/4" BSP	RI-R 1/2 R 3/4WD
1/2" BSP	1" BSP	RI-R 1/2 R 1WD
1/2" BSP	1"1/4 BSP	RI-R 1/2 R 1 1/4WD
3/4" BSP	1/4" BSP	RI-R 3/4 R 1/4WD
3/4" BSP	3/8" BSP	RI-R 3/4 R 3/8WD
3/4" BSP	1/2" BSP	RI-R 3/4 R 1/2WD
3/4" BSP	1" BSP	RI-R 3/4 R 1WD
3/4" BSP	1"1/4 BSP	RI-R 3/4 R 1 1/4WD
3/4" BSP	1"1/2 BSP	RI-R 3/4 R 1 1/2WD
1" BSP	1/4" BSP	RI-R 1 R 1/4WD
1" BSP	3/8" BSP	RI-R 1 R 3/8WD
1" BSP	1/2" BSP	RI-R 1 R 1/2WD
1" BSP	3/4" BSP	RI-R 1 R 3/4WD
1" BSP	1"1/4 BSP	RI-R 1 R 1 1/4WD
1" BSP	1"1/2 BSP	RI-R 1 R 1 1/2WD
1"1/4 BSP	1/2" BSP	RI-R 1 1/4 R 1/2WD
1"1/4 BSP	3/4" BSP	RI-R 1 1/4 R 3/4WD
1"1/4 BSP	1" BSP	RI-R 1 1/4 R 1WD
1"1/4 BSP	1"1/2 BSP	RI-R 1 1/4 R 1 1/2WD
1"1/2 BSP	1/2" BSP	RI-R 1 1/2 R 1/2WD
1"1/2 BSP	3/4" BSP	RI-R 1 1/2 R 3/4WD
1"1/2 BSP	1" BSP	RI-R 1 1/2 R 1WD
1"1/2 BSP	1"1/4 BSP	RI-R 1 1/2 R 1 1/4WD

RACORES DIN 2353

DIN 2353 Pipe fittings
Raccords à bague DIN 2353
Raccordi ad anello DIN 2353

Racor en codo rosca cónica BSPT

Male stud elbow BSPT conical

Union coude mâle conique BSPT

Raccordo a gomito, conico BSPT



TUBO PIPE	SERIE SERIES	ROSCA THREAD	Referencia Part n°	Referencia Part n°
4	LL	1/8" BSPT	CKLL 4 R 1/8	STA CKLL 4 R 1/8
6	LL	1/8" BSPT	CKLL 6 R 1/8	STA CKLL 6 R 1/8
8	LL	1/8" BSPT	CKLL 8 R 1/8	STA CKLL 8 R 1/8
6	L	1/8" BSPT	CKL 6 R 1/8	STA CKL 6 R 1/8
6	L	1/4" BSPT	CKL 6 R 1/4	STA CKL 6 R 1/4
8	L	1/8" BSPT	CKL 8 R 1/8	STA CKL 8 R 1/8
8	L	1/4" BSPT	CKL 8 R 1/4	STA CKL 8 R 1/4
8	L	3/8" BSPT	CKL 8 R 3/8	STA CKL 8 R 3/8
10	L	1/4" BSPT	CKL 10 R 1/4	STA CKL 10 R 1/4
10	L	3/8" BSPT	CKL 10 R 3/8	STA CKL 10 R 3/8
10	L	1/2" BSPT	CKL 10 R 1/2	STA CKL 10 R 1/2
12	L	1/4" BSPT	CKL 12 R 1/4	STA CKL 12 R 1/4
12	L	3/8" BSPT	CKL 12 R 3/8	STA CKL 12 R 3/8
12	L	1/2" BSPT	CKL 12 R 1/2	STA CKL 12 R 1/2
15	L	3/8" BSPT	CKL 15 R 3/8	STA CKL 15 R 3/8
15	L	1/2" BSPT	CKL 15 R 1/2	STA CKL 15 R 1/2
18	L	1/2" BSPT	CKL 18 R 1/2	STA CKL 18 R 1/2
22	L	3/4" BSPT	CKL 22 R 3/4	STA CKL 22 R 3/4
28	L	1" BSPT	CKL 28 R 1	STA CKL 28 R 1
35	L	1 1/4" BSPT	CKL 35 R 1 1/4	STA CKL 35 R 1 1/4
42	L	1 1/2" BSPT	CKL 42 R 1 1/2	STA CKL 42 R 1 1/2
6	S	1/4" BSPT	CKS 6 R 1/4	STA CKS 6 R 1/4
8	S	1/4" BSPT	CKS 8 R 1/4	STA CKS 8 R 1/4
10	S	3/8" BSPT	CKS 10 R 3/8	STA CKS 10 R 3/8
12	S	3/8" BSPT	CKS 12 R 3/8	STA CKS 12 R 3/8
12	S	1/2" BSPT	CKS 12 R 1/2	STA CKS 12 R 1/2
14	S	1/2" BSPT	CKS 14 R 1/2	STA CKS 14 R 1/2
16	S	1/2" BSPT	CKS 16 R 1/2	STA CKS 16 R 1/2
20	S	3/4" BSPT	CKS 20 R 3/4	STA CKS 20 R 3/4
25	S	1" BSPT	CKS 25 R 1	STA CKS 25 R 1
30	S	1 1/4" BSPT	CKS 30 R 1 1/4	STA CKS 30 R 1 1/4
38	S	1 1/2" BSPT	CKS 38 R 1 1/2	STA CKS 38 R 1 1/2

Racor en codo rosca cónica Métrica

Male stud elbow Metrical conical

Union coude mâle conique Métrique

Raccordo a gomito, conico Metrico



TUBO PIPE	SERIE SERIES	ROSCA THREAD	Referencia Part n°	Referencia Part n°
4	LL	M8x1	CKLL 4 M 8X1	STA CKLL 4 M 8X1
6	LL	M10x1	CKLL 6 M 10X1	STA CKLL 6 M 10X1
8	LL	M10x1	CKLL 8 M 10X1	STA CKLL 8 M 10X1
6	L	M10x1	CKL 6 M 10X1	STA CKL 6 M 10X1
8	L	M12x1,5	CKL 8 M 12X1.5	STA CKL 8 M 12X1.5
10	L	M14x1,5	CKL 10 M 14X1.5	STA CKL 10 M 14X1.5
12	L	M16x1,5	CKL 12 M 16X1.5	STA CKL 12 M 16X1.5
15	L	M18x1,5	CKL 15 M 18X1.5	STA CKL 15 M 18X1.5
6	S	M12x1,5	CKS 6 M 12X1.5	STA CKS 6 M 12X1.5
8	S	M14x1,5	CKS 8 M 14X1.5	STA CKS 8 M 14X1.5
10	S	M16x1,5	CKS 10 M 16X1.5	STA CKS 10 M 16X1.5
14	S	M20x1,5	CKS 14 M 20X1.5	STA CKS 14 M 20X1.5
16	S	M22x1,5	CKS 16 M 22X1.5	STA CKS 16 M 22X1.5

Racor en codo rosca cónica NPT

Male stud elbow NPTconical

Union coude mâle gaz conique NPT

Raccordo a gomito, conico NPT



TUBO PIPE	SERIE SERIES	ROSCA THREAD	Referencia Part n°	Referencia Part n°
6	LL	1/8" NPT	CKLL 6 1/8 NPT	STA CKLL 6 1/8 NPT
8	LL	1/8" NPT	CKLL 8 1/8 NPT*	STA CKLL 8 1/8 NPT
6	L	1/8" NPT	CKL 6 1/8 NPT	STA CKL 6 1/8 NPT
6	L	1/4" NPT	CKL 6 1/4 NPT	STA CKL 6 1/4 NPT
8	L	1/4" NPT	CKL 8 1/4 NPT	STA CKL 8 1/4 NPT
10	L	1/4" NPT	CKL 10 1/4 NPT	STA CKL 10 1/4 NPT
12	L	1/4" NPT	CKL 12 1/4 NPT	STA CKL 12 1/4 NPT
12	L	3/8" NPT	CKL 12 3/8 NPT	STA CKL 12 3/8 NPT
12	L	1/2" NPT	CKL 12 1/2 NPT	STA CKL 12 1/2 NPT
15	L	1/2" NPT	CKL 15 1/2 NPT	STA CKL 15 1/2 NPT
18	L	1/2" NPT	CKL 18 1/2 NPT	STA CKL 18 1/2 NPT
22	L	3/4" NPT	CKL 22 3/4 NPT	STA CKL 22 3/4 NPT
28	L	1" NPT	CKL 28 1 NPT	STA CKL 28 1 NPT
35	L	1 1/4" NPT	CKL 35 1 1/4 NPT	STA CKL 35 1 1/4 NPT
42	L	1 1/2" NPT	CKL 42 1 1/2 NPT	STA CKL 42 1 1/2 NPT
6	S	1/4" NPT	CKS 6 1/4 NPT	STA CKS 6 1/4 NPT
8	S	1/4" NPT	CKS 8 1/4 NPT	STA CKS 8 1/4 NPT
10	S	3/8" NPT	CKS 10 3/8 NPT	STA CKS 10 3/8 NPT
12	S	3/8" NPT	CKS 12 3/8 NPT	STA CKS 12 3/8 NPT
14	S	1/2" NPT	CKS 14 1/2 NPT	STA CKS 14 1/2 NPT
16	S	1/2" NPT	CKS 16 1/2 NPT	STA CKS 16 1/2 NPT
20	S	3/4" NPT	CKS 20 3/4 NPT	STA CKS 20 3/4 NPT
25	S	1" NPT	CKS 25 1 NPT	STA CKS 25 1 NPT
30	S	1 1/4" NPT	CKS 30 1 1/4 NPT	STA CKS 30 1 1/4 NPT
38	S	1 1/2" NPT	CKS 38 1 1/2 NPT	STA CKS 38 1 1/2 NPT

*Hasta fin de existencias / Until end of stock / Jusqu'à la fin du stock / Fino ad esaurimento

RACORES DIN 2353

DIN 2353 Pipe fittings
Raccords à bague DIN 2353
Raccordi ad anello DIN 2353

Racor de reducci3n TL M3trica (serie ligera)

Standpipe reducer swivel female (light series)

Union simple femelle tournante M3trique (L)

Raccordo di riduzione cono 24 (L)



TUBO PIPE	TUBO PIPE	SERIE SERIES	Referencia Part nº	Referencia Part nº
8	6	L	KORL 8-6TLM	STA KORL 8-6TLM
10	6	L	KORL 10-6TLM	STA KORL 10-6 TLM
10	8	L	KORL 10-8 TLM	STA KORL 10-8 TLM
12	6	L	KORL 12-6TLM	STA KORL 12-6 TLM
12	8	L	KORL 12-8TLM	STA KORL 12-8 TLM
12	10	L	KORL 12-10TLM	STA KORL 12-10 TLM
15	6	L	KORL 15-6TLM	STA KORL 15-6 TLM
15	8	L	KORL 15-8TLM	STA KORL 15-8 TLM
15	10	L	KORL 15-10TLM	STA KORL 15-10 TLM
15	12	L	KORL 15-12TLM	STA KORL 15-12 TLM
18	6	L	KORL 18-6TLM	STA KORL 18-6 TLM
18	8	L	KORL 18-8TLM	STA KORL 18-8 TLM
18	10	L	KORL 18-10TLM	STA KORL 18-10 TLM
18	12	L	KORL 18-12TLM	STA KORL 18-12 TLM
18	15	L	KORL 18-15TLM	STA KORL 18-15 TLM
22	6	L	KORL 22-6TLM*	STA KORL 22-6 TLM
22	10	L	KORL 22-10TLM	STA KORL 22-10 TLM
22	12	L	KORL 22-12TLM	STA KORL 22-12 TLM
22	15	L	KORL 22-15TLM	STA KORL 22-15 TLM
22	18	L	KORL 22-18TLM	STA KORL 22-18 TLM
28	6	L	KORL 28-6TLM*	STA KORL 28-6 TLM
28	12	L	KORL 28-12TLM	STA KORL 28-12 TLM
28	15	L	KORL 28-15TLM	STA KORL 28-15 TLM
28	18	L	KORL 28-18TLM	STA KORL 28-18 TLM
28	22	L	KORL 28-22TLM	STA KORL 28-22 TLM
35	15	L	KORL 35-15TLM	STA KORL 35-15 TLM
35	18	L	KORL 35-18TLM	STA KORL 35-18 TLM
35	22	L	KORL 35-22TLM	STA KORL 35-22 TLM
35	28	L	KORL 35-28TLM	STA KORL 35-28 TLM
42	18	L	KORL 42-18TLM	STA KORL 42-18 TLM
42	22	L	KORL 42-22TLM	STA KORL 42-22 TLM
42	28	L	KORL 42-28TLM	STA KORL 42-28 TLM
42	35	L	KORL 42-35TLM	STA KORL 42-35 TLM

Hasta fin de existencias / Until end of stock / Jusqu'á la fin du stock / Fino ad esaurimento

Racor de reducci3n TL M3trica (serie pesada)

Standpipe reducer swivel female (heavy series)

Union simple femelle tournante M3trique (S)

Raccordo di riduzione cono 24 (S)



TUBO PIPE	TUBO PIPE	SERIE SERIES	Referencia Part nº	Referencia Part nº
6	8	S	KORS 8-6TLM	STA KORS 8-6 TLM
6	10	S	KORS 10-6TLM	STA KORS 10-6 TLM
8	10	S	KORS 10-8TLM	STA KORS 10-8 TLM
6	12	S	KORS 12-6TLM	STA KORS 12-6 TLM
8	12	S	KORS 12-8TLM	STA KORS 12-8 TLM
10	12	S	KORS 12-10TLM	STA KORS 12-10 TLM
6	14	S	KORS 14-6TLM	STA KORS 14-6 TLM
8	14	S	KORS 14-8TLM	STA KORS 14-8 TLM
10	14	S	KORS 14-10TLM	STA KORS 14-10 TLM
12	14	S	KORS 14-12TLM	STA KORS 14-12 TLM
8	16	S	KORS 16-8TLM	STA KORS 16-8 TLM
10	16	S	KORS 16-10TLM	STA KORS 16-10 TLM
12	16	S	KORS 16-12TLM	STA KORS 16-12 TLM
14	16	S	KORS 16-14TLM	STA KORS 16-14 TLM
6	20	S	KORS 20-6TLM	STA KORS 20-6 TLM
8	20	S	KORS 20-8TLM	STA KORS 20-8 TLM
10	20	S	KORS 20-10TLM	STA KORS 20-10 TLM
12	20	S	KORS 20-12TLM	STA KORS 20-12 TLM
14	20	S	KORS 20-14TLM	STA KORS 20-14 TLM
16	20	S	KORS 20-16TLM	STA KORS 20-16 TLM
6	25	S	KORS 25-6TLM	STA KORS 25-6 TLM
8	25	S	KORS 25-8TLM	STA KORS 25-8 TLM
10	25	S	KORS 25-10TLM	STA KORS 25-10 TLM
12	25	S	KORS 25-12TLM	STA KORS 25-12 TLM
14	25	S	KORS 25-14TLM	STA KORS 25-14 TLM
16	25	S	KORS 25-16TLM	STA KORS 25-16 TLM
20	25	S	KORS 25-20TLM	STA KORS 25-20 TLM
12	30	S	KORS 30-12TLM*	STA KORS 30-12 TLM
16	30	S	KORS 30-16TLM	STA KORS 30-16 TLM
20	30	S	KORS 30-20TLM	STA KORS 30-20 TLM
25	30	S	KORS 30-25TLM	STA KORS 30-25 TLM
16	38	S	KORS 38-16TLM*	STA KORS 38-16 TLM
20	38	S	KORS 38-20TLM	STA KORS 38-20 TLM
25	38	S	KORS 38-25TLM	STA KORS 38-25 TLM
30	38	S	KORS 38-30TLM	STA KORS 38-30 TLM

*Hasta fin de existencias / Until end of stock / Jusqu'á la fin du stock / Fino ad esaurimento

RACORES DIN 2353

DIN 2353 Pipe fittings
Raccords à bague DIN 2353
Raccordi ad anello DIN 2353

Racor en codo tubo-TL Métrica

Adjustable stud elbow with o'ring

Coude orientable Métrique + o'ring

Raccordo orientabile a 90° con o'ring



TUBO PIPE	SERIE SERIES	ROSCA THREAD	Referencia Part n°	Referencia Part n°
6	L	M12x1,5	EEL 6 TLM	STA EEL 6 TLM
8	L	M14x1,5	EEL 8 TLM	STA EEL 8 TLM
10	L	M16x1,5	EEL 10 TLM	STA EEL 10 TLM
12	L	M18x1,5	EEL 12 TLM	STA EEL 12 TLM
15	L	M22x1,5	EEL 15 TLM	STA EEL 15 TLM
18	L	M26x1,5	EEL 18 TLM	STA EEL 18 TLM
22	L	M30x2	EEL 22 TLM	STA EEL 22 TLM
28	L	M36x2	EEL 28 TLM	STA EEL 28 TLM
35	L	M45x2	EEL 35 TLM	STA EEL 35 TLM
42	L	M52x2	EEL 42 TLM	STA EEL 42 TLM
6	S	M14x1,5	EES 6 TLM	STA EES 6 TLM
8	S	M16x1,5	EES 8 TLM	STA EES 8 TLM
10	S	M18x1,5	EES 10 TLM	STA EES 10 TLM
12	S	M20x1,5	EES 12 TLM	STA EES 12 TLM
14	S	M22x1,5	EES 14 TLM	STA EES 14 TLM
16	S	M24x1,5	EES 16 TLM	STA EES 16 TLM
20	S	M30x2	EES 20 TLM	STA EES 20 TLM
25	S	M36x2	EES 25 TLM	STA EES 25 TLM
30	S	M42x2	EES 30 TLM	STA EES 30 TLM
38	S	M52x2	EES 38 TLM	STA EES 38 TLM

Racor en T tubo-TL Métrica

Adjustable stud branch TEE with o'ring

Té Orientable Métrique + o'ring

Raccordo orientabile a T con o'ring centrale



TUBO PIPE	SERIE SERIES	ROSCA THREAD	Referencia Part n°	Referencia Part n°
6	L	M12x1,5	TEL 6 TLM	STA TEL 6 TLM
8	L	M14x1,5	TEL 8 TLM	STA TEL 8 TLM
10	L	M16x1,5	TEL 10 TLM	STA TEL 10 TLM
12	L	M18x1,5	TEL 12 TLM	STA TEL 12 TLM
15	L	M22x1,5	TEL 15 TLM	STA TEL 15 TLM
18	L	M26x1,5	TEL 18 TLM	STA TEL 18 TLM
22	L	M30x2	TEL 22 TLM	STA TEL 22 TLM
28	L	M36x2	TEL 28 TLM	STA TEL 28 TLM
35	L	M45x2	TEL 35 TLM	STA TEL 35 TLM
42	L	M52x2	TEL 42 TLM	STA TEL 42 TLM
6	S	M14x1,5	TES 6 TLM	STA TES 6 TLM
8	S	M16x1,5	TES 8 TLM	STA TES 8 TLM
10	S	M18x1,5	TES 10 TLM	STA TES 10 TLM
12	S	M20x1,5	TES 12 TLM	STA TES 12 TLM
14	S	M22x1,5	TES 14 TLM	STA TES 14 TLM
16	S	M24x1,5	TES 16 TLM	STA TES 16 TLM
20	S	M30x2	TES 20 TLM	STA TES 20 TLM
25	S	M36x2	TES 25 TLM	STA TES 25 TLM
30	S	M42x2	TES 30 TLM	STA TES 30 TLM
38	S	M52x2	TES 38 TLM	STA TES 38 TLM

Racor en codo 45 tubo-TL Métrica

Adjustable stud 45 elbow with o'ring

Coude 45 orientable Métrique + o'ring

Raccordo orientabile a 45° con o'ring



TUBO PIPE	SERIE SERIES	ROSCA THREAD	Referencia Part n°
6	L	M12X1.5	STA FEL 6 TLM
8	L	M14X1.5	STA FEL 8 TLM
10	L	M16X1.5	STA FEL 10 TLM
12	L	M18X1.5	STA FEL 12 TLM
15	L	M22X1.5	STA FEL 15 TLM
18	L	M26X1.5	STA FEL 18 TLM
22	L	M30X2	STA FEL 22 TLM
28	L	M36X2	STA FEL 28 TLM
35	L	M45X2	STA FEL 35 TLM
42	L	M52X2	STA FEL 42 TLM
6	S	M14X1.5	STA FES 6 TLM
8	S	M16X1.5	STA FES 8 TLM
10	S	M18X1.5	STA FES 10 TLM
12	S	M20X1.5	STA FES 12 TLM
14	S	M22X1.5	STA FES 14 TLM
16	S	M24X1.5	STA FES 16 TLM
20	S	M30X2	STA FES 20 TLM
25	S	M36X2	STA FES 25 TLM
30	S	M42X2	STA FES 30 TLM
38	S	M52X2	STA FES 38 TLM

Racor en L tubo-TL Métrica

Adjustable stud barrel L with o'ring

L Orientable renversé Métrique + o'ring

Raccordo orientabile a T con o'ring laterale



TUBO PIPE	SERIE SERIES	ROSCA THREAD	Referencia Part n°	Referencia Part n°
6	L	M12x1,5	LEL 6 TLM	STA LEL 6 TLM
8	L	M14x1,5	LEL 8 TLM	STA LEL 8 TLM
10	L	M16x1,5	LEL 10 TLM	STA LEL 10 TLM
12	L	M18x1,5	LEL 12 TLM	STA LEL 12 TLM
15	L	M22x1,5	LEL 15 TLM	STA LEL 15 TLM
18	L	M26x1,5	LEL 18 TLM	STA LEL 18 TLM
22	L	M30x2	LEL 22 TLM	STA LEL 22 TLM
28	L	M36x2	LEL 28 TLM	STA LEL 28 TLM
35	L	M45x2	LEL 35 TLM	STA LEL 35 TLM
42	L	M52x2	LEL 42 TLM	STA LEL 42 TLM
6	S	M14x1,5	LES 6 TLM	STA LES 6 TLM
8	S	M16x1,5	LES 8 TLM	STA LES 8 TLM
10	S	M18x1,5	LES 10 TLM	STA LES 10 TLM
12	S	M20x1,5	LES 12 TLM	STA LES 12 TLM
14	S	M22x1,5	LES 14 TLM	STA LES 14 TLM
16	S	M24x1,5	LES 16 TLM	STA LES 16 TLM
20	S	M30x2	LES 20 TLM	STA LES 20 TLM
25	S	M36x2	LES 25 TLM	STA LES 25 TLM
30	S	M42x2	LES 30 TLM	STA LES 30 TLM
38	S	M52x2	LES 38 TLM	STA LES 38 TLM

RACORES DIN 2353

DIN 2353 Pipe fittings
Raccords à bague DIN 2353
Raccordi ad anello DIN 2353

Racor unión TL-TL Métrica

Straight connection with o'ring

Union tournante Métrique égale

Raccordo di estremità diritto Metrico con o'ring




TUBO PIPE	SERIE SERIES	Referencia Part n°
6	L	ATL 6
8	L	ATL 8
10	L	ATL 10
12	L	ATL 12
15	L	ATL 15
18	L	ATL 18
22	L	ATL 22
28	L	ATL 28
35	L	ATL 35
42	L	ATL 42
6	S	ATS 6
8	S	ATS 8
10	S	ATS 10
12	S	ATS 12
14	S	ATS 14
16	S	ATS 16
20	S	ATS 20
25	S	ATS 25
30	S	ATS 30
38	S	ATS 38

Tubo roscado recto métrico TLM con junta

Straight stud metric standpipe adpt.w/captive seal-o'ring Met. cyl

Adapteur tube lisse x mâle met.a/écrou Met.+o'ring

Adattatore diritto Metrico TLM




TUBO PIPE	SERIE SERIES	ROSCA THREAD	Referencia Part n°
6	L	M10X1	RAL 6 TLM M 10X1
8	L	M12X1.5	RAL 8 TLM M 12X1.5
10	L	M14X1.5	RAL 10 TLM M 14X1.5
12	L	M16X1.5	RAL 12 TLM M 16X1.5
15	L	M18X1.5	RAL 15 TLM M 18X1.5
18	L	M22X1.5	RAL 18 TLM M 22X1.5
22	L	M26X1.5	RAL 22 TLM M 26X1.5
28	L	M33X2	RAL 28 TLM M 33X2
35	L	M42X2	RAL 35 TLM M 42X2
42	L	M48X2	RAL 42 TLM M 48X2
6	S	M12X1.5	RAS 6 TLM M 12X1.5
8	S	M14X1.5	RAS 8 TLM M 14X1.5
10	S	M16X1.5	RAS 10 TLM M 16X1.5
12	S	M18X1.5	RAS 12 TLM M 18X1.5
14	S	M20X1.5	RAS 14 TLM M 20X1.5
16	S	M22X1.5	RAS 16 TLM M 22X1.5
20	S	M27X2	RAS 20 TLM M 27X2
25	S	M33X2	RAS 25 TLM M 33X2
30	S	M42X2	RAS 30 TLM M 42X2
38	S	M48X2	RAS 38 TLM M 48X2

Tubo roscado recto BSP TLM con junta

Straight stud standpipe adpt. w/captive seal & o'ring BSP cyl

Adapteur tube lisse x mâle gaz a/écrou + o'ring

Adattatore diritto BSP TLM



TUBO PIPE	SERIE SERIES	ROSCA THREAD	Referencia Part n°
6	L	1/8"BSP	RAL 6 TLM R 1/8
8	L	1/4"BSP	RAL 8 TLM R 1/4
10	L	1/4"BSP	RAL 10 TLM R 1/4
10	L	3/8"BSP	NEW RAL 10 TLM R 3/8
12	L	1/4"BSP	NEW RAL 12 TLM R 1/4
12	L	3/8"BSP	RAL 12 TLM R 3/8
12	L	1/2"BSP	NEW RAL 12 TLM R 1/2
15	L	3/8"BSP	NEW RAL 15 TLM R 3/8
15	L	1/2"BSP	RAL 15 TLM R 1/2
18	L	1/2"BSP	RAL 18 TLM R 1/2
18	L	3/4"BSP	NEW RAL 18 TLM R 3/4
22	L	3/4"BSP	RAL 22 TLM R 3/4
28	L	1"BSP	RAL 28 TLM R 1
35	L	1"1/4BSP	RAL 35 TLM R 1 1/4
42	L	1"1/2 BSP	RAL 42 TLM R 1 1/2
6	S	1/4"BSP	RAS 6 TLM R 1/4
8	S	1/4"BSP	RAS 8 TLM R 1/4
10	S	3/8"BSP	RAS 10 TLM R 3/8
12	S	3/8"BSP	RAS 12 TLM R 3/8
14	S	1/2"BSP	RAS 14 TLM R 1/2
16	S	1/2"BSP	RAS 16 TLM R 1/2
20	S	3/4"BSP	RAS 20 TLM R 3/4
25	S	1"BSP	RAS 25 TLM R 1
30	S	1"1/4BSP	RAS 30 TLM R 1 1/4
38	S	1"1/2BSP	RAS 38 TLM R 1 1/2

RACORES DIN 2353

DIN 2353 Pipe fittings
Raccords à bague DIN 2353
Raccordi ad anello DIN 2353

Racor recto para soldar

Welding straight coupling

Mamelon hexagonal à souder Métrique (DIN 2353)
équipé avec bague et écrou

Raccordo diritto a saldare



TUBO PIPE	SERIE SERIES	Referencia Part n°	Referencia Part n°
6	L	ASL 6	STA ASL 6
8	L	ASL 8	STA ASL 8
10	L	ASL 10	STA ASL 10
12	L	ASL 12	STA ASL 12
15	L	ASL 15	STA ASL 15
18	L	ASL 18	STA ASL 18
22	L	ASL 22	STA ASL 22
28	L	ASL 28	STA ASL 28
35	L	ASL 35	STA ASL 35
42	L	ASL 42	STA ASL 42
6	S	ASS 6	STA ASS 6
8	S	ASS 8	STA ASS 8
10	S	ASS 10	STA ASS 10
12	S	ASS 12	STA ASS 12
14	S	ASS 14	STA ASS 14
16	S	ASS 16	STA ASS 16
20	S	ASS 20	STA ASS 20
25	S	ASS 25	STA ASS 25
30	S	ASS 30	STA ASS 30
38	S	ASS 38	28,88 STA ASS 38

Racor pasatabique para soldar

Weldable bulkhead coupling

Union double passe cloison Métrique à souder

Raccordo passaparete a saldare



TUBO PIPE	SERIE SERIES	Referencia Part n°	Referencia Part n°
6	L	ESVL 6	STA ESVL 6
8	L	ESVL 8	STA ESVL 8
10	L	ESVL 10	STA ESVL 10
12	L	ESVL 12	STA ESVL 12
15	L	ESVL 15	STA ESVL 15
18	L	ESVL 18	STA ESVL 18
22	L	ESVL 22	STA ESVL 22
28	L	ESVL 28	STA ESVL 28
35	L	ESVL 35	STA ESVL 35
42	L	ESVL 42	STA ESVL 42
6	S	ESVS 6	STA ESVS 6
8	S	ESVS 8	STA ESVS 8
10	S	ESVS 10	STA ESVS 10
12	S	ESVS 12	STA ESVS 12
14	S	ESVS 14	STA ESVS 14
16	S	ESVS 16	STA ESVS 16
20	S	ESVS 20	STA ESVS 20
25	S	ESVS 25	STA ESVS 25
30	S	ESVS 30	STA ESVS 30
38	S	ESVS 38	STA ESVS 38

Boquilla para soldar

Welding nipple

Collet cône Métrique (DIN 2353) à souder (BW)
o'ring

Ogiva a saldare



TUBO PIPE	SERIE SERIES	Referencia Part n°
15X2.5	L	ORIL 15
18X2.5	L	ORIL 18
22X2.5	L	ORIL 22
28X3	L	ORIL 28
35X4	L	ORIL 35
42X3	L	ORIL 42
6X2	L/S	ORIS 6
8X2	L/S	ORIS 8
8X1.5	L/S	ORIS 8X1.5*
10X2	L/S	ORIS 10X2
12X2	L/S	ORIS 12
12X2.5	L/S	ORIS 12X2.5
14X2	L/S	ORIS 14X2*
14X3	S	ORIS 14X3
16X3	S	ORIS 16X3
20X2.5	S	ORIS 20X2.5
20X3	S	ORIS 20X3
20X4	S	ORIS 20X4
25X4	S	ORIS 25X4
30x4	S	ORIS 30X4
30x5	S	ORIS 30X5
38x5	S	ORIS 38X5

*Hasta fin de existencias / Until end of stock / Jusqu'à la fin du stock / Fino ad esaurimento

RACORES DIN 2353


DIN 2353 Pipe fittings
Raccords à bague DIN 2353
Raccordi ad anello DIN 2353

Racor recto pasatabiques con tuerca

Straight bulkhead coupling

Union double passe cloison

Raccordo passaparete



TUBO PIPE	SERIE SERIES	Referencia Part n°	Referencia Part n°
6	L	SVL 6	STA SVL 6
8	L	SVL 8	STA SVL 8
10	L	SVL 10	STA SVL 10
12	L	SVL 12	STA SVL 12
15	L	SVL 15	STA SVL 15
18	L	SVL 18	STA SVL 18
22	L	SVL 22	STA SVL 22
28	L	SVL 28	STA SVL 28
35	L	SVL 35	STA SVL 35
42	L	SVL 42	STA SVL 42
6	S	SVS 6	STA SVS 6
8	S	SVS 8	STA SVS 8
10	S	SVS 10	STA SVS 10
12	S	SVS 12	STA SVS 12
14	S	SVS 14	STA SVS 14
16	S	SVS 16	STA SVS 16
20	S	SVS 20	STA SVS 20
25	S	SVS 25	STA SVS 25
30	S	SVS 30	STA SVS 30
38	S	SVS 38	STA SVS 38

Tuerca pasatabiques Métrica

Metric nut bulkhead

Ecrou passe cloison Métrique

Dado passaparete Metrico



ROSCA THREAD	Referencia Part n°
M 12x1,5	TP 06 L
M 14x1,5	TP 08 L
M 16x1,5	TP 10 L
M 18x1,5	TP 12 L
M 22x1,5	TP 15 L
M 26x1,5	TP 18 L
M 30x2	TP 22 L
M 36x2	TP 28 L
M45x2	TP 35 L
M 52x2	TP 42 L
M 20x1,5	TP 12 S
M 24x1,5	TP 16 S
M 42x2	TP 30 S

Racor en codo pasatabiques con tuerca

Elbow bulkhead coupling

Coude égal passe cloison

Raccordo passaparete a 90°



TUBO PIPE	SERIE SERIES	Referencia Part n°	Referencia Part n°
6	L	USVL 6	STA USVL 6
8	L	USVL 8	STA USVL 8
10	L	USVL 10	STA USVL 10
12	L	USVL 12	STA USVL 12
15	L	USVL 15	STA USVL 15
18	L	USVL 18	STA USVL 18
22	L	USVL 22	STA USVL 22
28	L	USVL 28	STA USVL 28
35	L	USVL 35	STA USVL 35
42	L	USVL 42	STA USVL 42
8	S	USVS 8	STA USVS 8
10	S	USVS 10	STA USVS 10
12	S	USVS 12	STA USVS 12
14	S	USVS 14	STA USVS 14
16	S	USVS 16	STA USVS 16
20	S	USVS 20	STA USVS 20
25	S	USVS 25	STA USVS 25
30	S	USVS 30	STA USVS 30
38	S	USVS 38	STA USVS 38

RACORES DIN 2353

DIN 2353 Pipe fittings
Raccords à bague DIN 2353
Raccordi ad anello DIN 2353

Racor recto hembra rosca BSP

Female stud coupling

Union simple femelle gaz

Raccordo diritto femmina BSP



TUBO PIPE	SERIE SERIES	ROSCA THREAD	Referencia Part n°	Referencia Part n°
6	L	1/8" BSP	GAIL 6 R 1/8	STA GAIL 6 R 1/8
8	L	1/4" BSP	GAIL 8 R 1/4	STA GAIL 8 R 1/4
10	L	1/4" BSP	GAIL 10 R 1/4	STA GAIL 10 R 1/4
10	L	3/8" BSP	GAIL 10 R 3/8	STA GAIL 10 R 3/8
10	L	1/2" BSP	GAIL 10 R 1/2	STA GAIL 10 R 1/2
12	L	3/8" BSP	GAIL 12 R 3/8	STA GAIL 12 R 3/8
12	L	1/2" BSP	GAIL 12 R 1/2	STA GAIL 12 R 1/2
15	L	1/2" BSP	GAIL 15 R 1/2	STA GAIL 15 R 1/2
18	L	1/2" BSP	GAIL 18 R 1/2	STA GAIL 18 R 1/2
22	L	3/4" BSP	GAIL 22 R 3/4	STA GAIL 22 R 3/4
28	L	1" BSP	GAIL 28 R 1	STA GAIL 28 R 1
35	L	1 1/4" BSP	GAIL 35 R 1 1/4	STA GAIL 35 R 1 1/4
42	L	1 1/2" BSP	GAIL 42 R 1 1/2	STA GAIL 42 R 1 1/2
6	S	1/4" BSP	GAIS 6 R 1/4	STA GAIS 6 R 1/4
8	S	1/4" BSP	GAIS 8 R 1/4	STA GAIS 8 R 1/4
10	S	3/8" BSP	GAIS 10 R 3/8	STA GAIS 10 R 3/8
14	S	1/2" BSP	GAIS 14 R 1/2	STA GAIS 14 R 1/2
16	S	1/2" BSP	GAIS 16 R 1/2	STA GAIS 16 R 1/2
20	S	3/4" BSP	GAIS 20 R 3/4	STA GAIS 20 R 3/4
25	S	1" BSP	GAIS 25 R 1	STA GAIS 25 R 1
30	S	1 1/4" BSP	GAIS 30 R 1 1/4	STA GAIS 30 R 1 1/4
38	S	1 1/2" BSP	GAIS 38 R 1 1/2	STA GAIS 38 R 1 1/2

Racor para manómetro BSP

Gauge coupling BSP cyl

Union pour manomètre gaz

Raccordo per manometri BSP



TUBO PIPE	SERIE SERIES	ROSCA THREAD	Referencia Part n°	Referencia Part n°
6	L	1/4" BSP	MAVL 6 R 1/4	STA MAVL 6 R 1/4
8	L	1/4" BSP	MAVL 8 R 1/4	STA MAVL 8 R 1/4
10	L	1/4" BSP	MAVL 10 R 1/4	STA MAVL 10 R 1/4
12	L	1/4" BSP	MAVL 12 R 1/4	STA MAVL 12 R 1/4
6	S	1/2" BSP	MAVS 6 R 1/2	---
8	S	1/2" BSP	MAVS 8 R 1/2	---
10	S	1/2" BSP	MAVS 10 R 1/2	---
12	S	1/2" BSP	MAVS 12 R 1/2	---

Arandela para manómetros

Seal for gauge coupling

Bague pour manomètres

Guarnizioni per manometri



ROSCA THREAD	Referencia Part n°
1/4" BSP	AM 1/4
1/2" BSP	AM 1/2

Racor recto hembra rosca Métrica

Female stud coupling Metric cyl

Union simple femelle Métrique

Raccordo diritto femmina Metrico



TUBO PIPE	SERIE SERIES	ROSCA THREAD	Referencia Part n°	Referencia Part n°
6	L	M10x1	GAIL 6 M 10X1	STA GAIL 6 M 10X1
8	L	M12x1,5	GAIL 8 M 12X1.5	STA GAIL 8 M 12X1.5
10	L	M14x1.5	GAIL 10 M 14X1.5	STA GAIL 10 M 14X1.5
12	L	M16x1.5	GAIL 12 M 16X1.5	STA GAIL 12 M 16X1.5
15	L	M18x1.5	GAIL 15 M 18X1.5	STA GAIL 15 M 18X1.5
16	S	M22x1,5	GAIS 16 M 22X1.5	STA GAIS 16 M 22X1.5
18	L	M22x1.5	GAIL 18 M 22X1.5	STA GAIL 18 M 22X1.5
22	L	M26x1.5	GAIL 22 M 26X1.5	STA GAIL 22 M 26X1.5
6	S	M12x1,5	GAIS 6 M 12X1.5	STA GAIS 6 M 12X1.5
8	S	M14x1,5	GAIS 8 M 14X1.5	STA GAIS 8 M 14X1.5
10	S	M16x1.5	GAIS 10 M 16X1.5	STA GAIS 10 M 16X1.5
12	S	M18x1.5	GAIS 12 M 18X1.5	STA GAIS 12 M 18X1.5
14	S	M20x1.5	GAIS 14 M 20X1.5	STA GAIS 14 M 20X1.5
20	S	M27x2	GAIS 20 M 27X2	STA GAIS 20 M 27X2

RACORES DIN 2353

DIN 2353 Pipe fittings
Raccords à bague DIN 2353
Raccordi ad anello DIN 2353

Racor en codo orientable sin estrangulador rosca BSP

Elbow banjo coupling with captive seal and o-ring
BSP cyl

Equerre orientable sans étrangleur gaz BSP
(passage total)

Raccordo orientabile a 90° ad occhio BSP con
guarnizione



TUBO PIPE	SERIE SERIES	ROSCA THREAD	Referencia Part n°	Referencia Part n°
6	LL	1/8" BSP	WSVLL 6 R 1/8	STA WSVLL 6 R 1/8
8	LL	1/8" BSP	WSVLL 8 R 1/8	STA WSVLL 8 R 1/8
6	L	1/8" BSP	WSVL 6 R 1/8	STA WSVL 6 R 1/8
8	L	1/4" BSP	WSVL 8 R 1/4	STA WSVL 8 R 1/4
10	L	1/4" BSP	WSVL 10 R 1/4	STA WSVL 10 R 1/4
12	L	1/4" BSP	WSVL 12 R 1/4	STA WSVL 12 R 1/4
12	L	3/8" BSP	WSVL 12 R 3/8	STA WSVL 12 R 3/8
15	L	1/2" BSP	WSVL 15 R 1/2	STA WSVL 15 R 1/2
18	L	1/2" BSP	WSVL 18 R 1/2	STA WSVL 18 R 1/2
22	L	3/4" BSP	WSVL 22 R 3/4	STA WSVL 22 R 3/4
28	L	1" BSP	WSVL 28 R 1	STA WSVL 28 R 1
35	L	1"1/4 BSP	WSVL 35 R 1 1/4	STA WSVL 35 R 1 1/4
42	L	1"1/2 BSP	WSVL 42 R 1 1/2	STA WSVL 42 R 1 1/2
6	S	1/4" BSP	WSVS 6 R 1/4	STA WSVS 6 R 1/4
8	S	1/4" BSP	WSVS 8 R 1/4	STA WSVS 8 R 1/4
10	S	3/8" BSP	WSVS 10 R 3/8	STA WSVS 10 R 3/8
12	S	3/8" BSP	WSVS 12 R 3/8	STA WSVS 12 R 3/8
14	S	1/2" BSP	WSVS 14 R 1/2	STA WSVS 14 R 1/2
16	S	1/2" BSP	WSVS 16 R 1/2	STA WSVS 16 R 1/2
20	S	3/4" BSP	WSVS 20 R 3/4	STA WSVS 20 R 3/4
25	S	1" BSP	WSVS 25 R 1	STA WSVS 25 R 1
30	S	1"1/4 BSP	WSVS 30 R 1 1/4	STA WSVS 30 R 1 1/4
38	S	1"1/2 BSP	WSVS 38 R 1 1/2	STA WSVS 38 R 1 1/2

Racor en codo orientable BSP-Métrico

90° Adjustable male stud elbow BSP - Metric

Coude réglable mâle BSP - Métrique

Raccordo a 90° orientabile maschio BSP-Metrico



TUBO PIPE	SERIE SERIES	ROSCA THREAD	Referencia Part n°
6	L	M12X1,5 1/8" BSP	STA WEE 6L R 1/8
8	L	M14X1,5 1/4" BSP	STA WEE 8L R 1/4
10	L	M16X1,5 1/4" BSP	STA WEE 10L R 1/4
12	L	M18X1,5 3/8" BSP	STA WEE 12L R 3/8
15	L	M22X1,5 1/2" BSP	STA WEE 15L R 1/2
18	L	M26X1,5 1/2" BSP	STA WEE 18L R 1/2
22	L	M30X2 3/4" BSP	STA WEE 22L R 3/4
16	S	M24X1,5 1/2" BSP	STA WEE 16S R 1/2
20	S	M30X2 3/4" BSP	STA WEE 20S R 3/4
25	S	M36X2 1" BSP	STA WEE 25S R 1

Racor en codo orientable sin estrangulador rosca Métrica

Elbow banjo coupling with captive seal and o'ring
metric cyl

Equerre orientable sans étrangleur métrique
(passage total)

Raccordo orientabile a 90° ad occhio Metrico con
guarnizione



TUBO PIPE	SERIE SERIES	ROSCA THREAD	Referencia Part n°	Referencia Part n°
6	LL	M10X1	WSVLL 6 M 10X1	STA WSVLL 6 M 10X1
8	LL	M10X1	WSVLL 8 M 10X1	STA WSVLL 8 M 10X1
6	L	M10X1	WSVL 6 M 10X1	STA WSVL 6 M 10X1
8	L	M12X1.5	WSVL 8 M 12X1.5	STA WSVL 8 M 12X1.5
10	L	M14X1.5	WSVL 10 M 14X1.5	STA WSVL 10 M 14X1.5
12	L	M16X1.5	WSVL 12 M 16X1.5	STA WSVL 12 M 16X1.5
15	L	M18X1.5	WSVL 15 M 18X1.5	STA WSVL 15 M 18X1.5
18	L	M22X1.5	WSVL 18 M 22X1.5	STA WSVL 18 M 22X1.5
22	L	M26X1.5	WSVL 22 M 26X1.5	STA WSVL 22 M 26X1.5
28	L	M33X2	WSVL 28 M 33X2	STA WSVL 28 M 33X2
42	L	M48X2	WSVL 42 M 48X2	STA WSVL 42 M 48X2
8	S	M14X1.5	WSVS 8 M 14X1.5	STA WSVS 8 M 14X1.5
10	S	M16X1.5	WSVS 10 M 16X1.5	STA WSVS 10 M 16X1.5
12	S	M18X1.5	WSVS 12 M 18X1.5	STA WSVS 12 M 18X1.5
16	S	M22X1.5	WSVS 16 M 22X1.5	STA WSVS 16 M 22X1.5
20	S	M27X2	WSVS 20 M 27X2	STA WSVS 20 M 27X2
30	S	M42X2	WSVS 30 M 42X2	STA WSVS 30 M 42X2
38	S	M48x2	WSVS 38 M 48X2	STA WSVS 38 M 48X2

RACORES DIN 2353

DIN 2353 Pipe fittings
Raccords à bague DIN 2353
Raccordi ad anello DIN 2353

Tapón de cierre para tubo

Blanking plug with o'ring

Bouchon de fermeture avec o'ring

Tappo di chiusura con o'ring




TUBO PIPE	SERIE SERIES	Referencia Part n°
6	L/S	BUTZEN L 6
8	L/S	BUTZEN L 8
10	L/S	BUTZEN L 10
12	L/S	BUTZEN L 12
15	L	BUTZEN L 15
18	L	BUTZEN L 18
22	L	BUTZEN L 22
28	L	BUTZEN L 28
35	L	BUTZEN L 35
42	L	BUTZEN L 42
14	S	BUTZEN S 14
16	S	BUTZEN S 16
20	S	BUTZEN S 20
25	S	BUTZEN S 25
30	S	BUTZEN S 30
38	S	BUTZEN S 38

Tapón macho métrico 24°

24° Metric Plug

Bouchon mâle métrique 24°

Tappo metrico 24°



TUBO PIPE	SERIE SERIES	ROSCA THREAD	Referencia Part n°
6	L	12x1.5	STA TML 6
8	L	14x1.5	STA TML 8
10	L	16x1.5	STA TML 10
12	L	18x1.5	STA TML 12
15	L	22x1.5	STA TML 15
18	L	26x1.5	STA TML 18
22	L	30x2	STA TML 22
28	L	36x2	STA TML 28
35	L	45x2	STA TML 35
42	L	52x2	STA TML 42
6	S	14x1.5	STA TMS 6
8	S	16x1.5	STA TMS 8
10	S	18x1.5	STA TMS 10
12	S	20x1.5	STA TMS 12
14	S	22x1.5	STA TMS 14
16	S	24x1.5	STA TMS 16
20	S	30x2	STA TMS 20
25	S	36x2	STA TMS 25
30	S	42x2	STA TMS 30
38	S	52x2	STA TMS 38

Tapón de cierre Allen rosca BSP con junta

Blanking plug with captive seal BSP cyl

Bouchon Allen gaz avec o'ring

Tappo cilindrico BSP esagono incassato con guarnizione



ROSCA THREAD	Referencia Part n°
1/8" BSP	STOPFEN 1/8
1/4" BSP	STOPFEN 1/4
3/8" BSP	STOPFEN 3/8
1/2" BSP	STOPFEN 1/2
3/4" BSP	STOPFEN 3/4
1" BSP	STOPFEN 1
1"1/4 BSP	STOPFEN 1 1/4
1"1/2 BSP	STOPFEN 1 1/2
2" BSP	STOPFEN 2

Tapón de cierre Allen rosca Métrica con junta

Blanking plug with captive seal Metric cyl

Bouchon Allen Métrique avec o'ring

Tappo cilindrico Metrico esagono incassato con guarnizione



ROSCA THREAD	Referencia Part n°
M10X1	STOPFEN M 10X1
M12X1.5	STOPFEN M 12X1.5
M14X1.5	STOPFEN M 14X1.5
M16X1.5	STOPFEN M 16X1.5
M18X1.5	STOPFEN M 18X1.5
M20X1.5	STOPFEN M 20X1.5
M22X1.5	STOPFEN M 22X1.5
M26X1.5	STOPFEN M 26X1.5
M27X2	STOPFEN M 27X2
M33X2	STOPFEN M 33X2
M42X2	STOPFEN M 42X2
M48X2	STOPFEN M 48X2

RACORES DIN 2353

DIN 2353 Pipe fittings
Raccords à bague DIN 2353
Raccordi ad anello DIN 2353

Antirretorno tubo-tubo

Non-return valve tube-tube

Clapet antiretour bidirectional tube-tube

Valvola di ritegno tubo-tubo



TUBO PIPE	SERIE SERIES	Referencia Part n°	Referencia Part n°
6	L	RHDL 6	STA RHDL 6
8	L	RHDL 8	STA RHDL 8
10	L	RHDL 10	STA RHDL 10
12	L	RHDL 12	STA RHDL 12
15	L	RHDL 15	STA RHDL 15
18	L	RHDL 18	STA RHDL 18
22	L	RHDL 22	STA RHDL 22
28	L	RHDL 28	STA RHDL 28
35	L	RHDL 35	STA RHDL 35
42	L	RHDL 42	STA RHDL 42
6	S	RHDS 6	STA RHDS 6
8	S	RHDS 8	STA RHDS 8
10	S	RHDS 10	STA RHDS 10
12	S	RHDS 12	STA RHDS 12
14	S	RHDS 14	STA RHDS 14
16	S	RHDS 16	STA RHDS 16
20	S	RHDS 20	STA RHDS 20
25	S	RHDS 25	STA RHDS 25
30	S	RHDS 30	STA RHDS 30
38	S	RHDS 38	STA RHDS 38

Taraje 1 bar. Para otras presiones de tarado estandar, consultar. / Setting 1 bar. For other standard spring pressures, consult us. / Tarage 1 bar. Pour d'autres pressions ressort standard, consultez-nous. / Per altre pressioni di taratura standard, consultare.

Antirretorno tubo - rosca BSP

Non-return valve flow towards male stud end BSP cyl

Clapet antiretour unidir. à droite tube-mâle BSP

Valvola di ritegno a destra



TUBO PIPE	SERIE SERIES	ROSCA THREAD	Referencia Part n°	Referencia Part n°
6	L	1/8" BSP	RHZL 6 R 1/8	STA RHZL 6 R 1/8
8	L	1/4" BSP	RHZL 8 R 1/4	STA RHZL 8 R 1/4
10	L	1/4" BSP	RHZL 10 R 1/4	STA RHZL 10 R 1/4
12	L	3/8" BSP	RHZL 12 R 3/8	STA RHZL 12 R 3/8
15	L	1/2" BSP	RHZL 15 R 1/2	STA RHZL 15 R 1/2
18	L	1/2" BSP	RHZL 18 R 1/2	STA RHZL 18 R 1/2
22	L	3/4" BSP	RHZL 22 R 3/4	STA RHZL 22 R 3/4
28	L	1" BSP	RHZL 28 R 1	STA RHZL 28 R 1
35	L	1"1/4 BSP	RHZL 35 R 1 1/4	STA RHZL 35 R 1 1/4
42	L	1"1/2 BSP	RHZL 42 R 1 1/2	STA RHZL 42 R 1 1/2
6	S	1/4" BSP	RHZS 6 R 1/4	STA RHZS 6 R 1/4
8	S	1/4" BSP	RHZS 8 R 1/4	STA RHZS 8 R 1/4
10	S	3/8" BSP	RHZS 10 R 3/8	STA RHZS 10 R 3/8
12	S	3/8" BSP	RHZS 12 R 3/8	STA RHZS 12 R 3/8
14	S	1/2" BSP	RHZS 14 R 1/2	STA RHZS 14 R 1/2
16	S	1/2" BSP	RHZS 16 R 1/2	STA RHZS 16 R 1/2
20	S	3/4" BSP	RHZS 20 R 3/4	STA RHZS 20 R 3/4
25	S	1" BSP	RHZS 25 R 1	STA RHZS 25 R 1
30	S	1"1/4 BSP	RHZS 30 R 1 1/4	STA RHZS 30 R 1 1/4
38	S	1"1/2 BSP	RHZS 38 R 1 1/2	STA RHZS 38 R 1 1/2

Taraje 1 bar. Para otras presiones de tarado estandar, consultar. / Setting 1 bar. For other standard spring pressures, consult us. / Tarage 1 bar. Pour d'autres pressions ressort standard, consultez-nous. / Per altre pressioni di taratura standard, consultare.

Antirretorno rosca BSP - tubo

Non-return valve flow from male stud end BSP cyl

Clapet antiretour unidir. à gauche mâle BSP-tube

Valvola di ritegno a sinistra



TUBO PIPE	SERIE SERIES	ROSCA THREAD	Referencia Part n°	Referencia Part n°
6	L	1/8" BSP	RHVL 6 R 1/8	STA RHVL 6 R 1/8
8	L	1/4" BSP	RHVL 8 R 1/4	STA RHVL 8 R 1/4
10	L	1/4" BSP	RHVL 10 R 1/4	STA RHVL 10 R 1/4
12	L	3/8" BSP	RHVL 12 R 3/8	STA RHVL 12 R 3/8
15	L	1/2" BSP	RHVL 15 R 1/2	STA RHVL 15 R 1/2
18	L	1/2" BSP	RHVL 18 R 1/2	STA RHVL 18 R 1/2
22	L	3/4" BSP	RHVL 22 R 3/4	STA RHVL 22 R 3/4
28	L	1" BSP	RHVL 28 R 1	STA RHVL 28 R 1
35	L	1"1/4 BSP	RHVL 35 R 1 1/4	STA RHVL 35 R 1 1/4
42	L	1"1/2 BSP	RHVL 42 R 1 1/2	STA RHVL 42 R 1 1/2
6	S	1/4" BSP	RHVS 6 R 1/4	STA RHVS 6 R 1/4
8	S	1/4" BSP	RHVS 8 R 1/4	STA RHVS 8 R 1/4
10	S	3/8" BSP	RHVS 10 R 3/8	STA RHVS 10 R 3/8
12	S	3/8" BSP	RHVS 12 R 3/8	STA RHVS 12 R 3/8
14	S	1/2" BSP	RHVS 14 R 1/2	STA RHVS 14 R 1/2
16	S	1/2" BSP	RHVS 16 R 1/2	STA RHVS 16 R 1/2
20	S	3/4" BSP	RHVS 20 R 3/4	STA RHVS 20 R 3/4
25	S	1" BSP	RHVS 25 R 1	STA RHVS 25 R 1
30	S	1"1/4 BSP	RHVS 30 R 1 1/4	STA RHVS 30 R 1 1/4
38	S	1"1/2 BSP	RHVS 38 R 1 1/2	STA RHVS 38 R 1 1/2

Taraje 1 bar. Para otras presiones de tarado estandar, consultar. / Setting 1 bar. For other standard spring pressures, consult us. / Tarage 1 bar. Pour d'autres pressions ressort standard, consultez-nous. / Per altre pressioni di taratura standard, consultare.

RACORES JIC 37°


JIC 37° fittings
Raccords JIC 37°
Raccordi JIC 37°

Tuercas JIC 37°

JIC 37° Nuts

Écrous JIC 37°

Dado JIC 37°



TUBO PIPE	ROSCA THREAD		Referencia Part n°
6	1/4	7/16" 20h UNF	S11006
8	5/16	1/2" 20h UNF	S11008
10	3/8	9/16" 18h UNF	S11010
12	1/2	3/4" 16h UNF	S11012
14-15-16	5/8	7/8" 14h UNF	S11016
18-20	-	1"1/16 12h UNF	S11020
-	3/4	1"1/16 12h UNF	S11020W
25	1	1"5/16 12h UNF	S11025
30-32	1 1/4	1"5/8 12h UNF	S11032
38	1 1/2	1"7/8 12h UNF	S11038
50	2	2" 1/2 12h UNF	S11050

Tapón macho JIC 37°

37° JIC Male plug

Bouchon mâle JIC 37°

Tappo maschio JIC 37°



TUBO PIPE	ROSCA THREAD		Referencia Part n°
6	1/4	7/16" 20h UNF	S14006
8	5/16	1/2" 20h UNF	S14008
10	3/8	9/16" 18h UNF	S14010
12	1/2	3/4" 16h UNF	S14012
14-15-16	5/8	7/8" 14h UNF	S14016
18-20	3/4	1"1/16 12h UNF	S14020
25	1	1"5/16 12h UNF	S14025
30-32	1 1/4	1"5/8 12h UNF	S14032
38	1 1/2	1"7/8 12h UNF	S14038

Férulas JIC 37° (Tubo Métrico)

JIC 37° sleeves Metric tube

Férules JIC 37° pour tube Métrique

Bussola JIC 37° (tubo Metrico)



TUBO PIPE	Referencia Part n°
6	S12006
8	S12008
10	S12010
12	S12012
14	S12014
15	S12015
16	S12016
18	S12018
20	S12020
25	S12025
30	S12030
32	S12032
38	S12038

Tapón hembra JIC 37°

37° JIC Cap

Obturbateur femelle JIC 37° pour raccord

Tappo femmina girevole JIC 37°



TUBO PIPE	ROSCA THREAD		Referencia Part n°
6	1/4	7/16" 20h UNF	S13006
8	5/16	1/2" 20h UNF	S13008
10	3/8	9/16" 18h UNF	S13010
12	1/2	3/4" 16h UNF	S13012
14-15-16	5/8	7/8" 14h UNF	S13016
18-20	3/4	1"1/16 12h UNF	S13020
25	1	1"5/16 12h UNF	S13025
30-32	1 1/4	1"5/8 12h UNF	S13032
38	1 1/2	1"7/8 12h UNF	S13038

RACORES JIC 37º

JIC 37º fittings
Raccords JIC 37º
Raccordi JIC 37º

Racor macho-macho JIC 37º

Straight union JIC 37º

Adapteur droit mâle JIC x mâle JIC

Nipples di giunzione maschio-maschio JIC 37º



TUBO PIPE	ROSCA THREAD	Referencia Part nº
6	1/4 7/16" 20h UNF	S26006
8	5/16 1/2" 20h UNF	S26008
10	3/8 9/16" 18h UNF	S26010
12	1/2 3/4" 16h UNF	S26012
14-15-16	5/8 7/8" 14h UNF	S26016
18-20	3/4 1" 1/16 12h UNF	S26020
25	1 1" 5/16 12h UNF	S26025
30-32	1 1/4 1" 5/8 12h UNF	S26032
38	1 1/2 1" 7/8 12h UNF	S26038

Racor reducci3n macho-macho JIC 37º

Reducer adaptor male JIC 37º

Adapteur r3duction mâle JIC 37º

Nipples di riduzione maschio-maschio JIC 37º




ROSCA THREAD	Referencia Part nº
1/2"-20 UNF 7/16"-20 UNF	S2600806
9/16"-18 UNF 7/16"-20 UNF	S2601006
9/16"-18 UNF 1/2"-20 UNF	S2601008
3/4"-16 UNF 9/16"-18 UNF	S2601210
7/8"-14 UNF 3/4"-16 UNF	S2601612
1 1/16"-12 UN 7/8"-14 UNF	S2602016
1 5/16"-12 UN 1 1/16"-12 UN	S2602520
1 5/8"-12 UN 1 5/16"-12 UN	S2603225
1 7/8"-12 UN 1 5/8"-12 UN	S2603832

Racor hembra giratoria-hembra giratoria JIC 37º

Straight swivel female JIC 37º

Adapteur femelle tournante JIC x femelle tournante JIC 37º

Nipples femmina-femmina girevole JIC 37º




TUBO PIPE	ROSCA THREAD	Referencia Part nº
6	1/4 7/16" 20h UNF	S73006
8	5/16 1/2" 20h UNF	S73008
10	3/8 9/16" 18h UNF	S73010
12	1/2 3/4" 16h UNF	S73012
14-15-16	5/8 7/8" 14h UNF	S73016
18-20	3/4 1" 1/16 12h UNF	S73020
25	1 1" 5/16 12h UNF	S73025

Racor macho JIC 37º - macho NPT

Straight adaptor male JIC-male NPT

Adapteur mâle JIC x mâle NPT

Nipples di giunzione JIC 37º-NPT



TUBO PIPE	ROSCA THREAD	Referencia Part nº
6	1/4 1/8" NPT 7/16" 20h UNF	S2000610
6	1/4 1/4" NPT 7/16" 20h UNF	S2000613
8	5/16 1/8" NPT 1/2" 20h UNF	S2000810
8	5/16 1/4" NPT 1/2" 20h UNF	S2000813
10	3/8 1/4" NPT 9/16" 18h UNF	S2001013
10	3/8 3/8" NPT 9/16" 18h UNF	S2001017
10	3/8 1/2" NPT 9/16" 18h UNF	S2001021
12	1/2 3/8" NPT 3/4" 16h UNF	S2001217
12	1/2 1/2" NPT 3/4" 16h UNF	S2001221
12	1/2 3/4" NPT 3/4" 16h UNF	S2001226
14-15-16	5/8 1/2" NPT 7/8" 14h UNF	S2001621
14-15-16	5/8 3/4" NPT 7/8" 14h UNF	S2001626
18-20	3/4 1/2" NPT 1" 1/16 12h UNF	S2002021
18-20	3/4 3/4" NPT 1" 1/16 12h UNF	S2002026
18-20	3/4 1" NPT 1" 1/16 12h UNF	S2002033
25	1 3/4" NPT 1" 5/16 12h UNF	S2002526
25	1 1" NPT 1" 5/16 12h UNF	S2002533
32	1 1/4 1" NPT 1" 5/8 12h UNF	S2003233
32	1 1/4 1" 1/4 NPT 1" 5/8 12h UNF	S2003242
38	1 1/2 1" 1/4 NPT 1" 7/8 12h UNF	S2003842
38	1 1/2 1" 1/2 NPT 1" 7/8 12h UNF	S2003848

Racor macho JIC 37º - macho BSP

Straight adaptor male JIC-male BSP

Adapteur mâle JIC x mâle gaz cyl 3quip3

Nipples di giunzione JIC37º -BSP



TUBO PIPE	ROSCA THREAD	Referencia Part nº
6	1/4 7/16" 20h UNF 1/8" BSP	S2300610
6	1/4 7/16" 20h UNF 1/4" BSP	S2300613
6	1/4 7/16" 20h UNF 3/8" BSP	S2300617
8	5/16 1/2" 20h UNF 1/4" BSP	S2300813
8	5/16 1/2" 20h UNF 3/8" BSP	S2300817
10	3/8 9/16" 18h UNF 1/4" BSP	S2301013
10	3/8 9/16" 18h UNF 3/8" BSP	S2301017
10	3/8 9/16" 18h UNF 1/2" BSP	S2301021
12	1/2 3/4" 16h UNF 1/4" BSP	S2301213
12	1/2 3/4" 16h UNF 3/8" BSP	S2301217
12	1/2 3/4" 16h UNF 1/2" BSP	S2301221
12	1/2 3/4" 16h UNF 3/4" BSP	S2301226
14-15-16	5/8 7/8" 14h UNF 3/8" BSP	S2301617
14-15-16	5/8 7/8" 14h UNF 1/2" BSP	S2301621
14-15-16	5/8 7/8" 14 h UNF 3/4" BSP	S2301626
18-20	3/4 1" 1/16 12h UNF 1/2" BSP	S2302021
18-20	3/4 1" 1/16 12h UNF 3/4" BSP	S2302026
18-20	3/4 1" 1/16 12h UNF 1" BSP	S2302033
25	1 1" 5/16 12h UNF 3/4" BSP	S2302526
25	1 1" 5/16 12h UNF 1" BSP	S2302533
25	1 1" 5/16 12h UNF 1" 1/4 BSP	S2302542
30-32	1 1/4 1" 5/8 12h UNF 1" 1/4 BSP	S2303242
38	1 1/2 1" 7/8 12h UNF 1" 1/4 BSP	S2303842
38	1 1/2 1" 7/8 12h UNF 1" 1/2 BSP	S2303848

RACORES JIC 37º

JIC 37º fittings
Raccords JIC 37º
Raccordi JIC 37º

Racor macho JIC 37º - macho BSPT

Straight adaptor male JIC-male BSPT

Adapteur mâle JIC x mâle gaz conique

Nipples di giunzione JIC 37º-BSPT



TUBO PIPE	ROSCA THREAD		Referencia Part nº	
6	1/4	1/8" BSPT	7/16" 20h UNF	S2100610
6	1/4	1/4" BSPT	7/16" 20h UNF	S2100613
8	5/16	1/8" BSPT	1/2" 20h UNF	S2100810
8	5/16	1/4" BSPT	1/2" 20h UNF	S2100813
10	3/8	1/4" BSPT	9/16" 18h UNF	S2101013
10	3/8	3/8" BSPT	9/16" 18h UNF	S2101017
10	3/8	1/2" BSPT	9/16" 18h UNF	S2101021
12	1/2	1/4" BSPT	3/4" 16h UNF	S2101213
12	1/2	3/8" BSPT	3/4" 16h UNF	S2101217
12	1/2	1/2" BSPT	3/4" 16h UNF	S2101221
14-15-16	5/8	3/8" BSPT	7/8" 14h UNF	S2101617
14-15-16	5/8	1/2" BSPT	7/8" 14h UNF	S2101621
14-15-16	5/8	3/4" BSPT	7/8" 14h UNF	S2101626
18-20	3/4	1/2" BSPT	1"1/16 12h UNF	S2102021
18-20	3/4	3/4" BSPT	1"1/16 12h UNF	S2102026
18-20	3/4	1" BSPT	1"1/16 12M UNF	S2102033
25	1	3/4" BSPT	1"5/16 12h UNF	S2102526
25	1	1" BSPT	1"5/16 12h UNF	S2102533
30-32	1 1/4	1" BSPT	1"5/8 12h UNF	S2103233
30-32	1 1/4	1"1/4 BSPT	1"5/8 12h UNF	S2103242
38	1 1/2	1"1/2 BSPT	1"7/8 12h UNF	S2103848

Racor macho JIC 37º - macho UNF

Straight adaptor male JIC-male UNF

Adapteur mâle JIC x mâle UNF équipé

Nipples di giunzione JIC 37º-UNF




TUBO PIPE	ROSCA THREAD		Referencia Part nº	
6	1/4	7/16" 20h JIC	7/16" 20h UNF	S2200611
6	1/4	7/16" 20h JIC	1/2" 20h UNF	S2200612
6	1/4	7/16" 20h JIC	9/16" 18h UNF	S2200614
8	5/16	1/2" 20h JIC	1/2" 20h UNF	S2200812
10	3/8	9/16" 18h JIC	9/16" 18h UNF	S2201014
10	3/8	9/16" 18h JIC	3/4" 16h UNF	S2201019
12	1/2	3/4" 16h JIC	3/4" 16h UNF	S2201219
12	1/2	3/4" 16h JIC	7/8" 14h UNF	S2201222
14-15-16	5/8	7/8" 14h JIC	7/8" 14h UNF	S2201622
14-15-16	5/8	7/8" 14h JIC	1"1/16 12h UNF	S2201627
18-20	3/4	1"1/16 12h JIC	3/4" 16h UNF	S2202019
14-15-16	5/8	7/8" 14h JIC	3/4" 16h UNF	S2201619
18-20	3/4	1"1/16 12h JIC	7/8" 14h UNF	S2202022
18-20	3/4	1"1/16 12h JIC	1"1/16 12h UNF	S2202027
18-20	3/4	1"1/16 12h JIC	1"5/16 12h UNF	S2202033
25	1	1"5/16 12h JIC	1"1/16 12h UNF	S2202527
25	1	1"5/16 12h JIC	1"5/16 12h UNF	S2202533
25	1	1"5/16 12h JIC	1"5/8 12h UNF	S2202541
30-32	1 1/4	1"5/8 12h JIC	1"5/8 12h UNF	S2203241
38	1 1/2	1"7/8 12h JIC	1"7/8 12h UNF	S2203848

Racor pasatabiques JIC 37º

Straight bulkhead fitting JIC 37º

Union passe cloison droite mâle JIC x mâle JIC équipé

Nipples passaparete JIC 37º



TUBO PIPE	ROSCA THREAD		Referencia Part nº
6	1/4	7/16" 20h UNF	S25006
8	5/16	1/2" 20h UNF	S25008
10	3/8	9/16" 18h UNF	S25010
12	1/2	3/4" 16h UNF	S25012
14-15-16	5/8	7/8" 14h UNF	S25016
18-20	3/4	1"1/16 12h UNF	S25020
25	1	1"5/16 12h UNF	S25025
30-32	1 1/4	1"5/8 12h UNF	S25032
38	1 1/2	1"7/8 12h UNF	S25038

Racor macho JIC 37º - macho Métrico

Metric adaptor male-male JIC 37º

Adapteur mâle JIC x mâle Métrique équipé

Nipples di giunzione JIC 37º-Metrico




TUBO PIPE	ROSCA THREAD		Referencia Part nº
6	1/4	7/16" 20h UNF	M10X1 S2400610
8	5/16	1/2" 20h UNF	M12X1.5 S2400812
10	3/8	9/16" 18h UNF	M14X1.5 S2401014
12	1/2	3/4" 16h UNF	M16X1.5 S2401216
12	1/2	3/4" 16h UNF	M18X1.5 S2401218
14-15-16	5/8	7/8" 14h UNF	M18X1.5 S2401418
14-15-16	5/8	7/8" 14h UNF	M22X1.5 S2401622
20	3/4	1"1/16 12h UNF	M18X1.5 S2402018
18-20	3/4	1"1/16 12h UNF	M22X1.5 S2402022
18-20	3/4	1"1/16 12h UNF	M27X2 S2402027
25	1	1"5/16 12h UNF	M33X2 S2402533
30-32	1 1/4	1"5/8 12h UNF	M42X2 S2403242

Racor macho BSP - hembra giratoria JIC 37º

Adaptor swivel female JIC-male BSP

Adapteur femelle tournante JIC x mâle gaz cyl équipé

Nipples maschio-femmina BSP-JIC 37º



TUBO PIPE	ROSCA THREAD		Referencia Part nº	
6	1/4	1/8" BSP	7/16" 20h UNF	S1800610
8	5/16	1/4" BSP	1/2" 20h UNF	S1800813
8	5/16	3/8" BSP	1/2" 20h UNF	S1800817
10	3/8	1/4" BSP	9/16" 18h UNF	S1801013
10	3/8	3/8" BSP	9/16" 18h UNF	S1801017
12	1/2	3/8" BSP	3/4" 16h UNF	S1801217
14-15-16	5/8	1/2" BSP	7/8" 14h UNF	S1801621
18-20	3/4	3/4" BSP	1"1/16 12h UNF	S1802026
25	1	1" BSP	1"5/16 12h UNF	S1802533
30-32	1 1/4	1"1/4 BSP	1"5/8 12h UNF	S1803242
38	1 1/2	1"1/2 BSP	1"7/8 12h UNF	S1803848

RACORES JIC 37°


JIC 37° fittings
Raccords JIC 37°
Raccordi JIC 37°

Racor unión macho-hembra fija JIC 37°

Reducer adaptor male JIC -fixed female JIC 37°

Reducteur mâle JIC x femelle fixe JIC 37°

Riduzione maschio-femmina fissa JIC 37°




TUBO PIPE	ROSCA (H) THREAD (F)	ROSCA (M) THREAD (M)	Referencia Part n°	
10	6	7/16" 20h UNF	9/16" 18h UNF	S2900610
10	6	9/16" 18h UNF	7/16" 20h UNF	S2901006
12	6	3/4" 16h UNF	7/16" 20h UNF	S2901206
8	12	3/4" 16h UNF	1/2" 20h UNF	S2901208
12	10	3/4" 16h UNF	9/16" 18h UNF	S2901210
14-15-16	6	7/8" 14h UNF	7/16" 20h UNF	S2901606
14-15-16	10	7/8" 14h UNF	9/16" 18h UNF	S2901610
14-15-16	12	7/8" 14h UNF	3/4" 16h UNF	S2901612
18-20	6	1"1/16 12h UNF	7/16" 20h UNF	S2902006
18-20	12	1"1/16 12h UNF	3/4" 16h UNF	S2902012
25	18-20	1"5/16 12h UNF	1"1/16 12h UNF	S2902520
30-32	25	1"5/8 12h UNF	1"5/16 12h UNF	S2903225
38	30-32	1"7/8 12h UNF	1"5/8 12h UNF	S2903832

Racor macho JIC 37° - hembra fija BSP

Adaptor male JIC 37° -fixed female BSP

Adapteur mâle JIC x femelle gaz cyl

Niples maschio-femmina JIC 37° -BSP




TUBO PIPE	ROSCA THREAD	Referencia Part n°
6	1/4 7/16" 20h UNF	1/8" BSP S2800610
6	1/4 7/16" 20h UNF	1/4" BSP S2800613
8	5/16 1/2" 20h UNF	1/8" BSP S2800810
8	5/16 1/2" 20h UNF	1/4" BSP S2800813
10	3/8 9/16" 18h UNF	1/4" BSP S2801013
10	3/8 9/16" 18h UNF	3/8" BSP S2801017
12	1/2 3/4" 16h UNF	3/8" BSP S2801217
12	1/2 3/4" 16h UNF	1/2" BSP S2801221
14-15-16	5/8 7/8" 14h UNF	1/2" BSP S2801621
18-20	3/4 1"1/16 12h UNF	1/2" BSP S2802021
18-20	3/4 1"1/16 12h UNF	3/4" BSP S2802026
25	1 1"5/16 12h UNF	1" BSP S2802533
30-32	1 1/4 1"5/8 12h UNF	1"1/4 BSP S2803242
38	1 1/2 1"7/8 12h UNF	1"1/2 BSP S2803848

Racor unión macho-hembra giratoria JIC 37°

Reducer adaptor male JIC -swivel female JIC 37°
swivel female

Reducteur mâle JIC x femelle tournante JIC 37°

Riduzione maschio-femmina girevole JIC 37°




TUBO PIPE	ROSCA (H) THREAD (F)	ROSCA (M) THREAD (M)	Referencia Part n°	
10	6	7/16" 20h UNF	9/16" 18h UNF	S2911006
12	6	3/4" 16h UNF	7/16" 20h UNF	S2911206
12	8	3/4" 16h UNF	1/2" 20h UNF	S2911208
12	10	3/4" 16h UNF	9/16" 18h UNF	S2911210
14-15-16	6	7/8" 14h UNF	7/16" 20h UNF	S2911606
14-15-16	10	7/8" 14h UNF	9/16" 18h UNF	S2911610
14-15-16	12	7/8" 14h UNF	3/4" 16h UNF	S2911612
18-20	6	1"1/16 12h UNF	7/16" 20h UNF	S2912006
18-20	12	1"1/16 12h UNF	3/4" 16h UNF	S2912012
25	18-20	1"5/16 12h UNF	1"1/16 12h UNF	S2912520
30-32	25	1"5/8 12h UNF	1"5/16 12h UNF	S2913225
38	30-32	1"7/8 12h UNF	1"5/8 12h UNF	S2913832

Racor macho BSPT - hembra giratoria JIC 37°

Adaptor male BSPT-swivel female JIC 37°

Adapteur femelle tournante JIC x mâle gaz conique

Niples maschio-femmina BSPT-JIC 37°




TUBO PIPE	ROSCA THREAD	Referencia Part n°
6	1/4 1/4" BSPT	7/16" 20h UNF S1500613
8	5/16 1/4" BSPT	1/2" 20h UNF S1500813
10	3/8 1/4" BSPT	9/16" 18h UNF S1501013
12	1/2 1/4" BSPT	3/4" 16h UNF S1501213
12	1/2 3/8" BSPT	3/4" 16h UNF S1501217
16	5/8 1/2" BSPT	7/8" 14h UNF S1501621
20	3/4 1/2" BSPT	1"1/16 12h UNF S1502021
20	3/4 3/4" BSPT	1"1/16 12h UNF S1502026
25	1 3/4" BSPT	1"5/16 12h UNF S1502526
25	1 1" BSPT	1"5/16 12h UNF S1502533
32	1 1/4 1"1/4 BSPT	1"5/8 12h UNF S1503242

Adaptador hembra giratoria JIC - Macho BSP (60°)

Adaptor swivel female JIC 37° - BSP male 60°

Adapteur femelle tournante JIC x mâle BSP 60°

Niples femmina girevole JIC 37° - maschio BSP 60°




ROSCA THREAD	Referencia Part n°
1/4" BSP	7/16" UNF S2150604
1/4" BSP	1/2" UNF S2150804
1/4" BSP	9/16" UNF S2151004
3/8" BSP	9/16" UNF S2151006
1/2" BSP	9/16" UNF S2151008
3/8" BSP	3/4" UNF S2151206
1/2" BSP	3/4" UNF S2151208
1/2" BSP	7/8" UNF S2151608
3/4" BSP	1" 1/16 UNF S2152012
1" BSP	1"5/16 UNF S2152516

Adaptador Macho JIC - hembra giratoria JIC 37°

Adaptor male JIC - swivel female JIC

Adapteur mâle JIC x femelle tournante JIC

Niples maschio JIC - femmina girevole JIC 37°



ROSCA THREAD	Referencia Part n°
7/16" 20h UNF	S7400606
1/2" 20h UNF	S7400808
9/16" 18h UNF	S7401010
3/4" 16h UNF	S7401212
7/8" 14h UNF	S7401616
1" 1/16 12 h UNF	S7402020
1" 5/16 12 h UNF	S7402525

RACORES JIC 37º

JIC 37º fittings
Raccords JIC 37º
Raccordi JIC 37º

Codo 90º macho - macho JIC 37º

90º Male elbow male JIC 37º - male JIC 37º

Adapteur coude 90º mâle JIC 37º x mâle JIC 37º

Adattatore a 90º maschio-maschio JIC 37º



TUBO PIPE	ROSCA THREAD	Referencia Part nº
6	1/4 7/16" 20h UNF	S50006
8	5/16 1/2" 20h UNF	S50008
10	3/8 9/16" 18h UNF	S50010
12	1/2 3/4" 16h UNF	S50012
14-15-16	5/8 7/8" 14h UNF	S50016
18-20	3/4 1"1/16 12h UNF	S50020
25	1 1"5/16 12h UNF	S50025
30-32	1 1/4 1"5/8 12h UNF	S50032
38	1 1/2 1"7/8 12h UNF	S50038

Codo 90º pasatabiques JIC 37º

90º Bulkhead coupling male JIC 37º - male JIC 37º

Adapteur coude 90º passe cloison mâle JIC 37º x mâle JIC 37º équipé

Adattatore a 90º passaparete maschio-maschio JIC 37º



TUBO PIPE	ROSCA THREAD	Referencia Part nº
6	6 7/16" 20h UNF	S65006
8	8 1/2" 20h UNF	S65008
10	10 9/16" 18h UNF	S65010
12	12 3/4" 16h UNF	S65012
14-15-16	14-15-16 7/8" 14h UNF	S65016
18-20	18-20 1"1/16 12h UNF	S65020
25	25 1"5/16 12h UNF	S65025

Codo 90º macho JIC 37º - macho BSPT

90º Male elbow male JIC 37º - male BSPT

Adapteur coude 90º mâle JIC 37º x mâle gaz conique

Adattatore a 90º maschio-maschio JIC 37º - BSPT



TUBO PIPE	ROSCA THREAD	Referencia Part nº
6	1/4 7/16" 20h UNF 1/8" BSPT	S5500610
6	1/4 7/16" 20h UNF 1/4" BSPT	S5500613
8	5/16 1/2" 20h UNF 1/8" BSPT	S5500810
8	5/16 1/2" 20h UNF 1/4" BSPT	S5500813
10	3/8 9/16" 18h UNF 1/4" BSPT	S5501013
10	3/8 9/16" 18h UNF 3/8" BSPT	S5501017
10	3/8 9/16" 18h UNF 1/2" BSPT	S5501021
12	1/2 3/4" 16h UNF 1/4" BSPT	S5501213
12	1/2 3/4" 16h UNF 3/8" BSPT	S5501217
12	1/2 3/4" 16h UNF 1/2" BSPT	S5501221
14-15-16	5/8 7/8" 14h UNF 3/8" BSPT	S5501617
14-15-16	5/8 7/8" 14h UNF 1/2" BSPT	S5501621
14-15-16	5/8 7/8" 14h UNF 3/4" BSPT	S5501626
18-20	3/4 1"1/16 12h UNF 1/2" BSPT	S5502021
18-20	3/4 1"1/16 12h UNF 3/4" BSPT	S5502026
25	1 1"5/16 12h UNF 3/4" BSPT	S5502526
25	1 1"5/16 12h UNF 1" BSPT	S5502533
30-32	1 1/4 1"5/8 12h UNF 1" BSPT	S5503233
30-32	1 1/4 1"5/8 12h UNF 1"1/4 BSPT	S5503242
38	1 1/2 1"7/8 12h UNF 1"1/2 BSPT	S5503848

Codo 90º macho JIC 37º - macho NPT

90º Male elbow male JIC 37º - male NPT

Adapteur coude 90º mâle JIC 37º x mâle NPT

Adattatore a 90º maschio-maschio JIC 37º - NPT



TUBO PIPE	ROSCA THREAD	Referencia Part nº
6	1/4 7/16" 20h UNF 1/8" NPT	S5250610
6	1/4 7/16" 20h UNF 1/4" NPT	S5250613
8	5/16 1/2" 20h UNF 1/8" NPT	S5250810
8	5/16 1/2" 20h UNF 1/4" NPT	S5250813
10	3/8 9/16" 18h UNF 1/4" NPT	S5251013
10	3/8 9/16" 18h UNF 3/8" NPT	S5251017
10	3/8 9/16" 18h UNF 1/2" NPT	S5251021
12	1/2 3/4" 16h UNF 1/4" NPT	S5251213
12	1/2 3/4" 16h UNF 3/8" NPT	S5251217
12	1/2 3/4" 16h UNF 1/2" NPT	S5251221
14-15-16	5/8 7/8" 14h UNF 3/8" NPT	S5251617
14-15-16	5/8 7/8" 14h UNF 1/2" NPT	S5251621
14-15-16	5/8 7/8" 14h UNF 3/4" NPT	S5251626
18-20	3/4 1"1/16 12h UNF 1/2" NPT	S5252021
18-20	3/4 1"1/16 12h UNF 3/4" NPT	S5252026
25	1 1"5/16 12h UNF 3/4" NPT	S5252526
25	1 1"5/16 12h UNF 1" NPT	S5252533
30-32	1 1/4 1"5/8 12h UNF 1" NPT	S5253233
30-32	1 1/4 1"5/8 12h UNF 1"1/4 NPT	S5253242
38	1 1/2 1"7/8 12h UNF 1"1/2 NPT	S5253848

RACORES JIC 37º

JIC 37º fittings
Raccords JIC 37º
Raccordi JIC 37º

Codo 90º macho - hembra giratoria JIC 37º

90º Elbow male JIC 37º - swivel female JIC 37º

Adaptateur coude 90º mâle JIC 37º x femelle tournante JIC 37º

Adattatore a 90º maschio-femmina girevole JIC 37º



TUBO PIPE		ROSCA THREAD	Referencia Part nº
6	1/4	7/16" 20h UNF	S67506
8	5/16	1/2" 20h UNF	S67508
10	3/8	9/16" 18h UNF	S67510
12	1/2	3/4" 16h UNF	S67512
14-15-16	5/8	7/8" 14h UNF	S67516
18-20	3/4	1" 1/16 12h UNF	S67520
25	1	1" 5/16 12h UNF	S67525
30-32	1 1/4	1" 5/8 12h UNF	S67532
38	1 1/2	1" 7/8 12h UNF	S67538

Codo 45º macho - hembra giratoria JIC 37º

45º Elbow male JIC 37º -swivel female JIC 37º

Adaptateur coude 45º mâle JIC 37º x femelle tournante JIC 37º

Adattatore a 45º maschio-femmina girevole JIC 37º



TUBO PIPE		ROSCA THREAD	Referencia Part nº
6	1/4	7/16" 20h UNF	S69006
8	5/16	1/2" 20h UNF	S69008
10	3/8	9/16" 18h UNF	S69010
12	1/2	3/4" 16h UNF	S69012
14-15-16	5/8	7/8" 14h UNF	S69016
18-20	3/4	1" 1/16 12h UNF	S69020
25	1	1" 5/16 12h UNF	S69025

Codo 90º hembra giratoria JIC 37º - Macho NPT (60º)

90º Elbow NPT male (60º)- swivel female JIC 37º

Adaptateur coude 90º femelle tournante JIC 37º x mâle NPT (60º)

Adattatore a 90º femmina girevole JIC 37º -maschio NPT (60º)



TUBO PIPE		ROSCA THREAD	Referencia Part nº
6	1/4	7/16" 20h UNF	1/4" NPT S5950604
8	5/16	1/2" 20h UNF	1/4" NPT S5950804
10	3/8	9/16" 18h UNF	1/4" NPT S5951004
10	3/8	9/16" 18h UNF	3/8" NPT S5951006
12	1/2	3/4" 16h UNF	3/8" NPT S5951206
12	1/2	3/4" 16h UNF	1/2" NPT S5951208
14-15-16	5/8	7/8" 14h UNF	1/2" NPT S5951608
18-20	3/4	1" 1/16 12 h UNF	3/4" NPT S5952012
25	1	1" 5/16 12 h UNF	1" NPT S5952516

Codo 90º hembra giratoria JIC 37º - hembra giratoria JIC 37º

90º Elbow swivel female JIC 37º -swivel female JIC 37º

Adaptateur coude 90º femelle tournante JIC 37º x femelle tournante JIC 37º

Adattatore a 90º femmina girevole JIC 37º -femmina girevole JIC 37º



TUBO PIPE		ROSCA THREAD	Referencia Part nº
6		7/16" 20h UNF	S6650606
8		1/2" 20h UNF	S6650808
10		9/16" 18h UNF	S6651010
12		3/4" 16h UNF	S6651212
14-15-16		7/8" 14h UNF	S6651616
18-20		1" 1/16 12 h UNF	S6652020
25		1" 5/16 12 h UNF	S6652525

RACORES JIC 37°

JIC 37° fittings
Raccords JIC 37°
Raccordi JIC 37°

Codo 90° macho JIC 37° - macho BSP orientable

90° Elbow male JIC 37°-BSP adjustable male

Adapteur orientable coude 90° mâle JIC 37° x mâle gaz cyl + o'ring équipé

Adattatore a 90° maschio-maschio orientabile JIC 37°-BSP



TUBO PIPE	ROSCA THREAD		Referencia Part n°	
6	1/4	7/16" 20h UNF	1/8" BSP	S6000610
6	1/4	7/16" 20h UNF	1/4" BSP	S6000613
8	5/16	1/2" 20h UNF	1/8" BSP	S6000810
8	5/16	1/2" 20h UNF	1/4" BSP	S6000813
10	3/8	9/16" 18h UNF	1/4" BSP	S6001013
10	3/8	9/16" 18h UNF	3/8" BSP	S6001017
10	3/8	9/16" 18h UNF	1/2" BSP	S6001021
12	1/2	3/4" 16h UNF	1/4" BSP	S6001213
12	1/2	3/4" 16h UNF	3/8" BSP	S6001217
12	1/2	3/4" 16h UNF	1/2" BSP	S6001221
16	5/8	7/8" 14h UNF	3/8" BSP	S6001617
14-15-16	5/8	7/8" 14h UNF	1/2" BSP	S6001621
18-20	3/4	1"1/16 12h UNF	1/2" BSP	S6002021
18-20	3/4	1"1/16 12h UNF	3/4" BSP	S6002026
18-20	3/4	1"1/16 12h UNF	1" BSP	S6002033
25	1	1"5/16 12h UNF	3/4" BSP	S6002526
25	1	1"5/16 12h UNF	1" BSP	S6002533
30-32	1 1/4	1"5/8 12h UNF	1" BSP	S6003233
30-32	1 1/4	1"5/8 12h UNF	1"1/4 BSP	S6003242
38	1 1/2	1"7/8 12h UNF	1"1/4 BSP	S6003842
38	1 1/2	1"7/8 12h UNF	1"1/2 BSP	S6003848

Codo 45° macho JIC 37° - macho BSP orientable

45° Elbow male JIC 37°-BSP adjustable male

Adapteur coude 45° mâle JIC 37° x mâle gaz cyl + o'ring équipé

Adattatore a 45° maschio-maschio orientabile JIC 37°-maschio BSP orientabile



TUBO PIPE	ROSCA THREAD		Referencia Part n°	
8	5/16	1/2" 20h UNF	1/4" BSP	S6150813
10	3/8	9/16" 18h UNF	1/4" BSP	S6151013
12	1/2	3/4" 16h UNF	3/8" BSP	S6151217
12	1/2	3/4" 16h UNF	1/2" BSP	S6151221
14-15-16	5/8	7/8" 14h UNF	1/2" BSP	S6151621
18-20	3/4	1"1/16 12h UNF	1/2" BSP	S6152021
18-20	3/4	1"1/16 12h UNF	3/4" BSP	S6152026
25	1	1"5/16 12h UNF	1" BSP	S6152533

Codo 90° macho JIC 37° - macho UNF orientable

90° Elbow male JIC 37°-unf adjustable male

Adapteur orientable coude 90° mâle JIC 37° x mâle UNF + o'ring équipé

Adattatore a 90° maschio-maschio orientabile JIC 37°-UNF



TUBO PIPE	ROSCA THREAD		Referencia Part n°	
6	1/4	7/16" 20h JIC	7/16" 20h UNF	S5750611
6	1/4	7/16" 20h JIC	1/2" 20h UNF	S5750612
8	5/16	1/2" 20h JIC	1/2" 20h UNF	S5750812
10	3/8	9/16" 18h JIC	9/16" 18h UNF	S5751014
10	3/8	9/16" 18h JIC	3/4" 16h UNF	S5751019
12	1/2	3/4" 16h JIC	3/4" 16h UNF	S5751219
12	1/2	3/4" 16h JIC	7/8" 14h UNF	S5751222
14-15-16	5/8	7/8" 14h JIC	3/4" 16h UNF	S5751619
14-15-16	5/8	7/8" 14h JIC	7/8" 14h UNF	S5751622
18-20	3/4	1"1/16 12h JIC	7/8" 14h UNF	S5752022
18-20	3/4	1"1/16 12h JIC	1"1/16 12h UNF	S5752027
25	1	1"5/16 12h JIC	1"1/16 12h UNF	S5752527
25	1	1"5/16 12h JIC	1"5/16 12h UNF	S5752533
30-32	1 1/4	1"5/8 12h JIC	1"5/8 12h UNF	S5753241
38	1 1/2	1"7/8 12h JIC	1"7/8 12h UNF	S5753848

Codo 90° macho JIC 37° - macho métrico orientable

90° Elbow male JIC 37°-Metric adjustable male

Adapteur orientable coude 90° mâle JIC 37° x mâle Métrique + o'ring équipé

Adattatore a 90° maschio-maschio orientabile JIC 37° Metrico



TUBO PIPE	ROSCA THREAD		Referencia Part n°	
6	1/4	7/16" 20h UNF	M10x1	S6250610
8	5/16	1/2" 20h UNF	M12x1,5	S6250812
10	3/8	9/16" 18h UNF	M14x1,5	S6251014
12	1/2	3/4" 16h UNF	M16x1,5	S6251216
12	1/2	3/4" 16h UNF	M18x1,5	S6251218
14-15-16	5/8	7/8" 14h UNF	M18x1,5	S6251618
14-15-16	5/8	7/8" 14h UNF	M22x1,5	S6251622
18-20	3/4	1"1/16 12h UNF	M22x1,5	S6252022
18-20	3/4	1"1/16 12h UNF	M27x2	S6252027
25	1	1"5/16 12h UNF	M33x2	S6252533

Codo 45° macho JIC 37° - macho UNF orientable

45° Elbow male JIC 37°-UNF adjustable male

Adapteur coude 45° mâle JIC 37° x mâle gaz UNF + o'ring équipé

Adattatore a 45° maschio JIC 37°-maschio UNF orientabile



TUBO PIPE	ROSCA THREAD		Referencia Part n°	
6	1/4	7/16" 20h JIC	7/16" 20h UNF	S7750611
8	5/16	1/2" 20h JIC	1/2" 20h UNF	S7750812
10	3/8	9/16" 18h JIC	9/16" 18h UNF	S7751014
12	1/2	3/4" 16h JIC	3/4" 16h UNF	S7751219
14-15-16	5/8	7/8" 14h JIC	7/8" 14h UNF	S7751622
18-20	3/4	1"1/16 12h JIC	1"1/16 12h UNF	S7752027
25	1	1"5/16 12h JIC	1"5/16 12h UNF	S7752533

RACORES JIC 37º

JIC 37º fittings
Raccords JIC 37º
Raccordi JIC 37º

Tes macho JIC 37º

Union Tee male JIC 37º

Tés égaux mâle JIC 37º

Adattatore a T maschio JIC 37º




TUBO PIPE	ROSCA THREAD	Referencia Part nº
6	1/4 7/16" 20h UNF	S50506
8	5/16 1/2" 20h UNF	S50508
10	3/8 9/16" 18h UNF	S50510
12	1/2 3/4" 16h UNF	S50512
14-15-16	5/8 7/8" 14h UNF	S50516
18-20	3/4 1" 1/16 12h UNF	S50520
25	1 1" 5/16 12h UNF	S50525
30-32	1 1/4 1" 5/8 12h UNF	S50532
38	1 1/2 1" 7/8 12h UNF	S50538

Tes macho-macho-hembra giratoria JIC 37º

Swivel barrel tee male JIC 37º - male JIC 37º - swivel female JIC 37º

Tés égaux tournantes JIC 37º au latéral

Adattatore a T maschio-maschio-femmina girevole JIC 37º



TUBO PIPE	ROSCA THREAD	Referencia Part nº
6	1/4 7/16" 20h UNF	S68006
8	5/16 1/2" 20h UNF	S68008
10	3/8 9/16" 18h UNF	S68010
12	1/2 3/4" 16h UNF	S68012
14-15-16	5/8 7/8" 14h UNF	S68016
18-20	3/4 1" 1/16 12h UNF	S68020
25	1 1" 5/16 12h UNF	S68025
30-32	1 1/4 1" 5/8 12h UNF	S68032
38	1 1/2 1" 7/8 12h UNF	S68038

Tes macho-hembra giratoria-macho JIC 37º

Swivel brunch tee male JIC 37º - swivel female JIC 37º - male JIC 37º

Tés égaux tournantes JIC 37º au centre

Adattatore a T maschio-femmina girevole-maschio JIC 37º



TUBO PIPE	ROSCA THREAD	Referencia Part nº
6	1/4 7/16" 20h UNF	S68506
8	5/16 1/2" 20h UNF	S68508
10	3/8 9/16" 18h UNF	S68510
12	1/2 3/4" 16h UNF	S68512
14-15-16	5/8 7/8" 14h UNF	S68516
18-20	3/4 1" 1/16 12h UNF	S68520
25	1 1" 5/16 12h UNF	S68525
30-32	1 1/4 1" 5/8 12h UNF	S68532
38	1 1/2 1" 7/8 12h UNF	S68538

Te H.G. JIC 37º

Tee swivel female JIC 37º

Té femelle tournante JIC

Raccordo a T femmina JIC 37º



TUBO PIPE	ROSCA THREAD	Referencia Part nº
6	1/4 7/16" 20h UNF	S6700606
8	5/16 1/2" 20h UNF	S6700808
10	3/8 9/16" 18h UNF	S6701010
12	1/2 3/4" 16h UNF	S6701212
14-15-16	5/8 7/8" 14h UNF	S6701616
18-20	3/4 1" 1/16 12 h UNF	S6702020
25	1 1" 5/16 12 h UNF	S6702525

Te Macho JIC 37º - Macho BSPT (60º) - Macho JIC 37º

Brunch tee male JIC 37º - BSPT male 60º - male JIC 37º

Té mâle JIC 37º - mâle BSPT 60º - mâle JIC 37º

Raccordo a T JIC 37º orientabile centrale BSPT (M-M orientabile-M)



TUBO PIPE	ROSCA THREAD	Referencia Part nº
6	1/4 7/16" 20h UNF	S6810604
8	5/16 1/2" 20h UNF	S6810804
10	3/8 9/16" 18h UNF	S6811004
10	3/8 9/16" 18h UNF	S6811006
12	1/2 3/4" 16h UNF	S6811206
12	1/2 3/4" 16h UNF	S6811208
14-15-16	5/8 7/8" 14h UNF	S6811608
18-20	3/4 1" 1/16 12 h UNF	S6812012
25	1 1" 5/16 12 h UNF	S6812516

Te Macho JIC 37º - Macho NPT (60º) - Macho JIC 37º

Brunch tee male JIC 37º - NPT male 60º - male JIC 37º

Té mâle JIC 37º - mâle NPT 60º - mâle JIC 37º

Raccordo a T JIC 37º orientabile centrale NPT (M-M orientabile-M)



TUBO PIPE	ROSCA THREAD	R2	Referencia Part nº
6	1/4 7/16" 20h UNF	1/4" NPT	S6950604
8	5/16 1/2" 20h UNF	1/4" NPT	S6950804
10	3/8 9/16" 18h UNF	1/4" NPT	S6951004
10	3/8 9/16" 18h UNF	3/8" NPT	S6951006
12	1/2 3/4" 16h UNF	3/8" NPT	S6951206
12	1/2 3/4" 16h UNF	1/2" NPT	S6951208
14-15-16	5/8 7/8" 14h UNF	1/2" NPT	S6951608
18-20	3/4 1" 1/16 12 h UNF	3/4" NPT	S6952012
25	1 1" 5/16 12 h UNF	1" NPT	S6952516

RACORES JIC 37º

JIC 37º fittings
Raccords JIC 37º
Raccordi JIC 37º

Te macho JIC37º - macho orientable BSP - macho JIC37º

Tee male JIC 37º-BSP adjustable brunch male-male JIC 37º

Té mâle JIC 37º - mâle orientable BSP - mâle JIC 37º

Raccordo a T JIC 37º orientabile centrale BSP (M-M orientabile-M)



TUBO PIPE	ROSCA THREAD		Referencia Part nº
6	1/4	7/16" 20h UNF	S6100613
8	5/16	1/2" 20h UNF	S6100813
10	3/8	9/16" 18h UNF	S6101013
12	1/2	3/4" 16h UNF	S6101217
14-15-16	5/8	7/8" 14h UNF	S6101621
18-20	3/4	1"1/16 12h UNF	S6102026
25	1	1"5/16 12h UNF	S6102533
30-32	1 1/4	1"5/8 12h UNF	S6103242

Te macho JIC 37º - macho JIC37º - macho orientable BSP

Tee male JIC 37º-male JIC 37º-male BSP adjustable barrel

Té mâle JIC 37º - mâle JIC 37º - mâle orientable BSP

Raccordo a T JIC 37º orientabile laterale BSP (M-M-M orientabile)



TUBO PIPE	ROSCA THREAD		Referencia Part nº
8	5/16	1/2" 20h UNF	S6050813
10	3/8	9/16" 18h UNF	S6051013
12	1/2	3/4" 16h UNF	S6051217
14-15-16	5/8	7/8" 14h UNF	S6051621
18-20	3/4	1"1/16 12h UNF	S6052026
25	1	1"5/16 12h UNF	S6052533
30-32	1 1/4	1"5/8 12h UNF	S6053242
38	1 1/2	1"7/8 12h UNF	S6053848

Te macho JIC 37º - macho orientable UNF-macho JIC37º

Tee male JIC 37º-adjustable brunch UNF-male JIC 37º

Té mâle JIC 37º - mâle orientable UNF - mâle JIC 37º

Raccordo a T JIC 37º orientabile centrale UNF (M-M orientabile-M)




TUBO PIPE	ROSCA THREAD		Referencia Part nº
6	1/4	7/16" 20h UNF	S5850611
8	5/16	1/2" 20h UNF	S5850812
10	3/8	9/16" 18h UNF	S5851014
12	1/2	3/4" 16h UNF	S5851219
14-15-16	5/8	7/8" 14h UNF	S5851622
18-20	3/4	1"1/16 12h UNF	S5852027
25	1	1"5/16 12h UNF	S5852533

Te macho JIC 37º - macho JIC37º - macho orientable UNF

Tee male JIC 37º-male JIC37º - adjustable barrel UNF

Té mâle JIC 37º - mâle JIC 37º - mâle orientable UNF

Raccordo a T JIC 37º orientabile laterale UNF (M-M-M orientabile)



TUBO PIPE	ROSCA THREAD		Referencia Part nº	
6	1/4	7/16" JIC	7/16" UNF	S5800611
8	5/16	1/2" JIC	1/2" UNF	S5800812
10	3/8	9/16" JIC	9/16" UNF	S5801014
16	5/8	7/8" JIC	7/8" UNF	S5801622
20	3/4	1"1/16 JIC	1"1/16 UNF	S5802027
25	1	1"5/16 JIC	1"5/16 UNF	S5802533

Te macho JIC 37º - macho orientable métrico-macho JIC37º

Tee male JIC 37º-metric adjustable brunch male-male JIC 37º

Té mâle JIC 37º - mâle orientable Métrique - mâle JIC 37º

Raccordo a T JIC 37º orientabile centrale Metrico (M-M orientabile-M)



TUBO PIPE	ROSCA THREAD		Referencia Part nº	
8	5/16	1/2" JIC	M12X1.5	S6350812
10	3/8	9/16" JIC	M14X1.5	S6351014
12	1/2	3/4" JIC	M18x1.5	S6351218
14-15-16	5/8	7/8" JIC	M18X1.5	S6351618
14-15-16	5/8	7/8" JIC	M22X1.5	S6351622
18-20	3/4	1"1/16 JIC	M27X2	S6352027
25	1	1"5/16 JIC	M33X2	S6352533

BRIDAS SAE

SAE Flanges
Brides de fixation SAE
Flangia SAE



FLUIDAL


BRIDAS SAE **258**

SAE Flanges
Brides de fixation SAE
Flange SAE

BRIDAS SAE

SAE Flanges
Brides de fixation SAE
Flange SAE

Bridas Roscadas ▪ Threaded flanges ▪ Brides taraudées ▪ Flangia filettate



BBRG

BCRG

B90RG

Bridas soldables tubo gas ▪ Welding flanges for gas tube ▪ Brides à souder pour tube gaz ▪ Flangia a saldare per tubo gas



BBSG

BCSG

B90SG

Bridas soldables tubo métrico ▪ Welding flanges for metric tube ▪ Brides à souder pour tube métrique ▪ Flangia a saldare per tubo Metrico



BBSM

BCSM

B90SM

Bridas soldables macho ▪ Male welding flanges ▪ Brides à souder mâle ▪ Flangia a saldare maschio



BMSG

BCM SG

BMSM

BCMSM

BMSLM

BCMSLM

Accesorios bridas ▪ Flange accessories ▪ Accessoires pour brides ▪ Accesori flangia



TBSAE

JBR

JUNTAS

Bridas roscadas macho ▪ Male threaded flanges ▪ Brides taraudées mâle ▪ Flangia filettate maschio



BMRG

BMRM

Bridas ciegas ▪ Blind flanges ▪ Brides avec obturateur fermé ▪ Flangia cieche



BBC

BCC

Bridas para flexibles ▪ SAE Flanges for hoses ▪ Brides SAE pour flexibles ▪ Flangia SAE per tubi flessibili




BBP

BBE

BCE

Conos soldar ▪ Welding adaptors for flanges ▪ Collets à souder ▪ Codoli a saldare



BSM31/61

BSM30/60


BRIDAS SAE

SAE Flanges
Brides de fixation SAE
Flange SAE

Bridas Cetop ▪ Cetop flanges ▪ Brides Cetop ▪ Flangia Cetop



BCTS



BCT

FLUIDAL

BRIDAS SAE

SAE Flanges
Brides de fixation SAE
Flange SAE

Brida roscada hembra BSP

BSP Female threaded flange

Bride taraudée femelle BSP

Flangia filettata femmina BSP




SERIE	ROSCA THREAD	TAMAÑO SIZE	Referencia Part n°
3000 PSI	1/2" BSP	1/2"	BBRG30808
3000 PSI	3/8" BSP	1/2"	BBRG30806
3000 PSI	3/4" BSP	3/4"	BBRG31212
3000 PSI	1/2" BSP	3/4"	BBRG31208
3000 PSI	1" BSP	1"	BBRG31616
3000 PSI	3/4" BSP	1"	BBRG31612
3000 PSI	1"1/4 BSP	1"1/4	BBRG32020
3000 PSI	1" BSP	1"1/4	BBRG32016
3000 PSI	1"1/2 BSP	1"1/2	BBRG32424
3000 PSI	1"1/4 BSP	1"1/2	BBRG32420
3000 PSI	2" BSP	2"	BBRG33232
3000 PSI	1"1/2 BSP	2"	BBRG33224
3000 PSI	2"1/2 BSP	2"1/2	BBRG34040
3000 PSI	2" BSP	2"1/2	BBRG34032
3000 PSI	2"1/2 BSP	3"	BBRG34840
3000 PSI	3" BSP	3"	BBRG34848
3000 PSI	3"1/2 BSP	3"1/2	BBRG35656
3000 PSI	3" BSP	3"1/2	BBRG35648
3000 PSI	4" BSP	4"	BBRG36464
3000 PSI	3"1/2 BSP	4"	BBRG36456
6000 PSI	1/2" BSP	1/2"	BBRG60808
6000 PSI	3/8" BSP	1/2"	BBRG60806
6000 PSI	3/4" BSP	3/4"	BBRG61212
6000 PSI	1/2" BSP	3/4"	BBRG61208
6000 PSI	1" BSP	1"	BBRG61616
6000 PSI	3/4" BSP	1"	BBRG61612
6000 PSI	1"1/4 BSP	1"1/4	BBRG62020
6000 PSI	1" BSP	1"1/4	BBRG62016
6000 PSI	1"1/4 BSP	1"1/2	BBRG62420
6000 PSI	1"1/2 BSP	1"1/2	BBRG62424
6000 PSI	2" BSP	2"	BBRG63232
6000 PSI	1"1/2 BSP	2"	BBRG63224

Contrabrida roscada hembra BSP

BSP Female threaded counter-flange

Contre-bride taraudée femelle BSP

Controflangia filettata femmina BSP





SERIE	ROSCA THREAD	TAMAÑO SIZE	Referencia Part n°
3000 PSI	1/2" BSP	1/2"	BCRG30808
3000 PSI	3/8" BSP	1/2"	BCRG30806
3000 PSI	3/4" BSP	3/4"	BCRG31212
3000 PSI	1/2" BSP	3/4"	BCRG31208
3000 PSI	1" BSP	1"	BCRG31616
3000 PSI	3/4" BSP	1"	BCRG31612
3000 PSI	1"1/4 BSP	1"1/4	BCRG32020
3000 PSI	1" BSP	1"1/4	BCRG32016
3000 PSI	1"1/2 BSP	1"1/2	BCRG32424
3000 PSI	1"1/4 BSP	1"1/2	BCRG32420
3000 PSI	2" BSP	2"	BCRG33232
3000 PSI	1"1/2 BSP	2"	BCRG33224
3000 PSI	2"1/2 BSP	2"1/2	BCRG34040
3000 PSI	2" BSP	2"1/2	BCRG34032
3000 PSI	3" BSP	3"	BCRG34848
3000 PSI	2"1/2 BSP	3"	BCRG34840
3000 PSI	3"1/2 BSP	3"1/2	BCRG35656
3000 PSI	3" BSP	3"1/2	BCRG35648
3000 PSI	4" BSP	4"	BCRG36464
3000 PSI	3"1/2 BSP	4"	BCRG36456
6000 PSI	1/2" BSP	1/2"	BCRG60808
6000 PSI	3/8" BSP	1/2"	BCRG60806
6000 PSI	3/4" BSP	3/4"	BCRG61212
6000 PSI	1/2" BSP	3/4"	BCRG61208
6000 PSI	1" BSP	1"	BCRG61616
6000 PSI	3/4" BSP	1"	BCRG61612
6000 PSI	1"1/4 BSP	1"1/4	BCRG62020
6000 PSI	1" BSP	1"1/4	BCRG62016
6000 PSI	1"1/4 BSP	1"1/2	BCRG62424
6000 PSI	1"1/2 BSP	1"1/2	BCRG62420
6000 PSI	2" BSP	2"	BCRG63232
6000 PSI	1"1/2 BSP	2"	BCRG63224

Brida codo 90° roscada hembra BSP

90° BSP female threaded flange

Bride 90° taraudée femelle BSP

Flangia a 90° filettata femmina BSP



SERIE	ROSCA THREAD	TAMAÑO SIZE	Referencia Part n°
3000 PSI	1/2" BSP	1/2"	B9RG30808
3000 PSI	3/8" BSP	1/2"	B9RG30806
3000 PSI	3/4" BSP	3/4"	B9RG31212
3000 PSI	1" BSP	1"	B9RG31616
3000 PSI	1"1/4 BSP	1"1/4	B9RG32020
3000 PSI	1"1/2 BSP	1"1/2	B9RG32424
3000 PSI	2" BSP	2"	B9RG33232
6000 PSI	1/2" BSP	1/2"	B9RG60808
6000 PSI	3/8" BSP	1/2"	B9RG60806
6000 PSI	3/4" BSP	3/4"	B9RG61212
6000 PSI	1" BSP	1"	B9RG61616
6000 PSI	1"1/4 BSP	1"1/4	B9RG62020
6000 PSI	1"1/2 BSP	1"1/2	B9RG62424

BRIDAS SAE


SAE Flanges
Brides de fixation SAE
Flange SAE

Brida soldable hembra tubo gas

Welding female flange for gas tube

Bride à souder femelle tube gaz

Flangia a saldare di tasca per tubo gas




SERIE	Ø INT. Ø INNER	TAMAÑO SIZE	Referencia Part nº
3000 PSI	21.6	1/2"	BBSG308216
3000 PSI	17.5	1/2"	BBSG308175
3000 PSI	27.2	3/4"	BBSG312272
3000 PSI	34	1"	BBSG316340
3000 PSI	42.8	1"1/4	BBSG320428
3000 PSI	48.6	1"1/2	BBSG324486
3000 PSI	61	2"	BBSG332610
3000 PSI	76.6	2"1/2	BBSG340766
3000 PSI	90.5	3"	BBSG348905
3000 PSI	103	3"1/2	BBSG3561030
3000 PSI	115.5	4"	BBSG341155
6000 PSI	17.5	1/2"	BBSG608175
6000 PSI	21.6	1/2"	BBSG608216
6000 PSI	27.2	3/4"	BBSG612272
6000 PSI	34	1"	BBSG621612
6000 PSI	42.8	1"1/4	BBSG620428
6000 PSI	48.6	1"1/2	BBSG624486
6000 PSI	61	2"	BBSG632610

Contrabrida soldable hembra tubo gas

Welding female counter-flange for gas tube

Contre-bride à souder femelle tube gaz

Controflangia a saldare di tasca per tubo gas





SERIE	Ø INT. Ø INNER	TAMAÑO SIZE	Referencia Part nº
3000 PSI	21.6	1/2"	BCSG308216
3000 PSI	17.5	1/2"	BCSG308175
3000 PSI	27.2	3/4"	BCSG312272
3000 PSI	34	1"	BCSG316340
3000 PSI	42.8	1"1/4	BCSG320428
3000 PSI	48.6	1"1/2	BCSG324486
3000 PSI	61	2"	BCSG332610
3000 PSI	76.6	2"1/2	BCSG340766
3000 PSI	90.5	3"	BCSG348905
3000 PSI	103	3"1/2	BCSG3561030
3000 PSI	115.5	4"	BCSG3641155
6000 PSI	21.6	1/2"	BCSG608216
6000 PSI	27.2	3/4"	BCSG612272
6000 PSI	34	1"	BCSG616340
6000 PSI	42.8	1"1/4	BCSG620428
6000 PSI	48.6	1"1/2	BCSG624486
6000 PSI	61	2"	BCSG632610

Brida codo 90º soldable hembra tubo gas

90° welding female flange for gas tube

Bride 90° à souder femelle tube gaz

Flangia a 90° a saldare di tasca per tubo gas



SERIE	Ø INT. Ø INNER	TAMAÑO SIZE	Referencia Part nº
3000 PSI	21.6	1/2"	B90SG308216
3000 PSI	17.5	1/2"	B90SG308175
3000 PSI	27.2	3/4"	B90SG312272
3000 PSI	34	1"	B90SG316340
3000 PSI	42.8	1"1/4	B90SG320428
3000 PSI	48.6	1"1/2	B90SG324486
3000 PSI	61	2"	B90SG332610
6000 PSI	21.6	1/2"	B90SG608216
6000 PSI	17.5	1/2"	B90SG608175
6000 PSI	27.2	3/4"	B90SG612272
6000 PSI	34	1"	B90SG616340
6000 PSI	42.8	1"1/4	B90SG620428
6000 PSI	48.6	1"1/2	B90SG624486

BRIDAS SAE

SAE Flanges
Brides de fixation SAE
Flange SAE

Brida soldable hembra tubo métrico

Female welding flange for metric tube

Bride à souder femelle tube métrique

Flangia a saldare di tasca per tubo Metrico



SERIE	Ø INT. Ø INNER	TAMAÑO SIZE	Referencia Part nº
3000 PSI	20.3	1/2"	BBSM308203
3000 PSI	25.3	3/4"	BBSM312253
3000 PSI	30.3	1"	BBSM316303
3000 PSI	38.3	1"1/4	BBSM320383
3000 PSI	50.5	1"1/2	BBSM324505
6000 PSI	20.3	1/2"	BBSM608203
6000 PSI	25.3	3/4"	BBSM612253
6000 PSI	30.3	1"	BBSM616303
6000 PSI	38.3	1"1/4	BBSM620383
6000 PSI	50.5	1"1/2	BBSM624505

Brida codo 90º soldable hembra tubo métrico

90º female welding flange for metric tube

Bride 90º à souder femelle tube métrique

Flangia a 90º a saldare di tasca per tubo Metrico



SERIE	Ø INT. Ø INNER	TAMAÑO SIZE	Referencia Part nº
3000 PSI	20.3	1/2"	B90SM308203
3000 PSI	25.3	3/4"	B90SM312253
3000 PSI	30.3	1"	B90SM316303
3000 PSI	38.3	1"1/4	B90SM320383
3000 PSI	50.5	1"1/2	B90SM324505
6000 PSI	20.3	1/2"	B90SM608203
6000 PSI	25.3	3/4"	B90SM612253
6000 PSI	30.3	1"	B90SM616303
6000 PSI	38.3	1"1/4	B90SM620383
6000 PSI	50.3	1"1/2	B90SM624505

Contrabrida soldable hembra tubo métrico


Female welding counter-flange for metric tube

Contre-bride à souder femelle tube métrique

Controflangia a saldare di tasca per tubo Metrico



SERIE	Ø INT. Ø INNER	TAMAÑO SIZE	Referencia Part nº
3000 PSI	20.3	1/2"	BCSM308203
3000 PSI	25.3	3/4"	BCSM312253
3000 PSI	30.3	1"	BCSM316303
3000 PSI	38.3	1"1/4	BCSM320383
6000 PSI	20.3	1/2"	BCSM608203
6000 PSI	25.3	3/4"	BCSM612253
6000 PSI	30.3	1"	BCSM616303
6000 PSI	38.3	1"1/4	BCSM620383
6000 PSI	50.5	1"1/2	BCSM624505



BRIDAS SAE

SAE Flanges
Brides de fixation SAE
Flange SAE

Brida soldable macho tubo gas

Male welding flange for gas tube

Bride à souder mâle tube gaz

Flangia a saldare di testa tubo gas




SERIE	Ø EXT. Ø OUTER	TAMAÑO SIZE	Referencia Part n°
3000 PSI	21.5	1/2"	BMSG308215
3000 PSI	17.5	1/2"	BMSG308175
3000 PSI	28	3/4"	BMSG312280
3000 PSI	34	1"	BMSG316340
3000 PSI	42.8	1"1/4	BMSG320428
3000 PSI	48.6	1"1/2	BMSG324486
3000 PSI	61	2"	BMSG332610
3000 PSI	77	2"1/2	BMSG340770
3000 PSI	92	3"	BMSG348920
3000 PSI	103	3"1/2	BMSG356103
6000 PSI	21.5	1/2"	BMSG608215
6000 PSI	17.5	1/2"	BMSG608175
6000 PSI	28	3/4"	BMSG612280
6000 PSI	34	1"	BMSG616340
6000 PSI	42.8	1"1/4	BMSG620428
6000 PSI	48.6	1"1/2	BMSG624486
6000 PSI	61	2"	BMSG632610

Contrabrida soldable macho tubo gas

Male welding counter-flange for gas tube

Contre-bride à souder mâle tube gaz

Controflangia a saldare di testa tubo gas



SERIE	Ø EXT. Ø OUTER	TAMAÑO SIZE	Referencia Part n°
3000 PSI	21.5	1/2"	BCMSG308215
3000 PSI	17.5	1/2"	BCMSG308175
3000 PSI	28	3/4"	BCMSG312280
3000 PSI	34	1"	BCMSG316340
3000 PSI	42.8	1"1/4	BCMSG320428
3000 PSI	48.6	1"1/2	BCMSG324486
3000 PSI	61	2"	BCMSG332610
3000 PSI	77	2"1/2	BCMSG340770
3000 PSI	92	3"	BCMSG348920
3000 PSI	103	3"1/2	BCMSG561030
3000 PSI	115.5	4"	BCMSG3641155
6000 PSI	21.5	1/2"	BCMSG608215
6000 PSI	17.5	1/2"	BCMSG608175
6000 PSI	28	3/4"	BCMSG612280
6000 PSI	34	1"	BCMSG616340
6000 PSI	42.8	1"1/4	BCMSG620428
6000 PSI	48.6	1"1/2	BCMSG624486
6000 PSI	61	2"	BCMSG632610

Brida soldable macho tubo métrico

Male welding flange for metric tube

Bride à souder mâle tube métrique

Flangia a saldare di testa tubo Metrico



SERIE	Ø EXT. Ø OUTER	TAMAÑO SIZE	Referencia Part n°
3000 PSI	25	3/4"	BMSM31225
3000 PSI	30	1"	BMSM31630
3000 PSI	38	1"1/4	BMSM32038
3000 PSI	42	1"1/2	BMSM32442
3000 PSI	61	2"	BMSM33261
3000 PSI	49	2"	BMSM33249
3000 PSI	77	3"	BMSM34877
3000 PSI	77	3"1/2	BMSM35677
3000 PSI	90	3"1/2	BMSM35690
3000 PSI	77	4"	BMSM36477
3000 PSI	90	4"	BMSM36490
6000 PSI	20	1/2"	BMSM60820
6000 PSI	20	3/4"	BMSM61220
6000 PSI	25	3/4"	BMSM61225
6000 PSI	25	1"	BMSM61625
6000 PSI	30	1"	BMSM61630
6000 PSI	38	1"1/4	BMSM62038
6000 PSI	38	1"1/2	BMSM62438
6000 PSI	61	2"	BMSM63261

Contrabrida soldable macho tubo métrico

Male welding counter-flange for metric tube

Contre-bride à souder mâle tube métrique

Controflangia a saldare di testa tubo Metrico



SERIE	Ø EXT. Ø OUTER	TAMAÑO SIZE	Referencia Part n°
3000 PSI	25	3/4"	BCMSM31225
3000 PSI	30	1"	BCMSM31630
3000 PSI	38	1"1/4	BCMSM32038
3000 PSI	42	1"1/2	BCMSM32442
3000 PSI	49	1"1/2	BCMSM32449
3000 PSI	61	2"	BCMSM33261
3000 PSI	49	2"	BCMSM33249
3000 PSI	77	2"1/2	BCMSM34077
3000 PSI	77	3"	BCMSM34877
3000 PSI	77	3"1/2	BCMSM35677
3000 PSI	90	3"1/2	BCMSM35690
3000 PSI	90	4"	BCMSM36490
6000 PSI	20	1/2"	BCMSM60820
6000 PSI	20	3/4"	BCMSM61220
6000 PSI	25	3/4"	BCMSM61225
6000 PSI	25	1"	BCMSM61625
6000 PSI	30	1"	BCMSM61630
6000 PSI	38	1"1/4	BCMSM62038
6000 PSI	38	1"1/2	BCMSM62438
6000 PSI	61	2"	BCMSM63261

BRIDAS SAE

SAE Flanges
Brides de fixation SAE
Flange SAE

Brida soldable macho serie L tubo métrico

Male welding flange L serie for metric tube

Bride à souder mâle série L tube métrique

Flangia a saldare di testa serie L tubo Metrico



SERIE	Ø EXT. Ø OUTER	TAMAÑO SIZE	Referencia Part nº
3000 PSI	20	1/2"	BMSLM30820
3000 PSI	22	1/2"	BMSLM30822
3000 PSI	28	3/4"	BMSLM31228
3000 PSI	35	1"	BMSLM31635
3000 PSI	43	1"1/4	BMSLM32043
3000 PSI	49	1"1/2	BMSLM32449
3000 PSI	61	2"	BMSLM33261
3000 PSI	77	2"1/2	BMSLM34077
3000 PSI	90	3"	BMSLM34890
3000 PSI	115	4"	BMSLM364115

Contrabrida soldable macho serie L tubo métrico

Male welding counter-flange L serie for metric tube

Contre-bride à souder mâle série L tube métrique

Controflangia a saldare di testa serie L tubo Metrico




SERIE	Ø EXT. Ø OUTER	TAMAÑO SIZE	Referencia Part nº
3000 PSI	20	1/2"	BCMSLM30820
3000 PSI	22	1/2"	BCMSLM30822
3000 PSI	28	3/4"	BCMSLM31228
3000 PSI	35	1"	BCMSLM31635
3000 PSI	43	1"1/4	BCMSLM32043
3000 PSI	49	1"1/2	BCMSLM32449
3000 PSI	61	2"	BCMSLM33261
3000 PSI	77	2"1/2	BCMSLM34077
3000 PSI	90	3"	BCMSLM34890
3000 PSI	115	4"	BCMSLM364115

Tornillos para bridas SAE

Screws for SAE flanges

Vis pour brides SAE

Vite per flangia SAE



ROSCA THREAD	TAMAÑO SIZE	Referencia Part nº
M8X30	3000-6000 PSI 1/2"	TB8X30
M10X35	3000 PSI 3/4"-1"	TB10X35
M10X40	3000 PSI 1" 1/4 - 6000 PSI 3/4"	TB10X40
M12X45	3000 PSI 1"1/2-2"-2"1/2-6000 PSI 1"	TB12X45
M14X45	6000 PSI 1"1/4	TB14X45
M16X50	3000 PSI 3"-3" 1/2-4" - 6000 PSI 1" 1/2	TB16X50
M20X70	6000 PSI 2"	TB20X70

Juntas para bridas SAE 3000/6000 PSI

Seals for 3000/6000 PSI flange

Joints pour bride série 3000/6000

Guarnizioni per flangia SAE 3000/6000 PSI



TAMAÑO SIZE	Ø INT. Ø INNER	Ø EXT. Ø OUTER	Referencia Part nº
1/2"	17.02	25.40	JBR08
3/4"	23.36	31.72	JBR12
1"	31.24	39.62	JBR16
1"1/4	36.07	44.45	JBR20
1"1/2	45.34	53.98	JBR24
2"	54.86	63.50	JBR32

Ver precios en p.61 / *See prices page 61 / *Voir les prix page 61 / *Vedere prezzi p.61

Juntas tóricas para bridas SAE 3000/6000 PSI

O-rings for 3000/6000 PSI flange

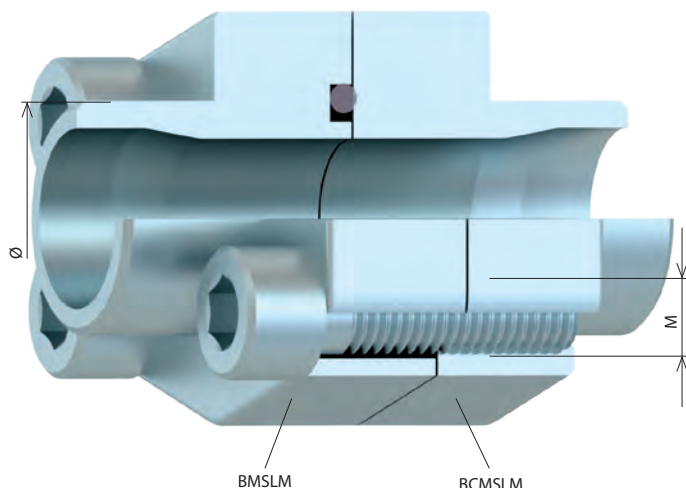
O-rings pour bride série 3000/6000 PSI

O-rings per flangia SAE 3000/6000 PSI



TAMAÑO SIZE	Ø INT. Ø INNER	Referencia Part nº
1/2"	18.64	18.64X3.53
3/4"	24.99	24.99X3.53
1"	32.92	32.92X3.53
1"1/4	37.70	37.70X3.53
1"1/2	47.22	47.22X3.53
2"	56.74	56.74X3.53

Ver precios en p.61 / *See prices page 61 / *Voir les prix page 61 / *Vedere prezzi p.61



BRIDAS SAE

SAE Flanges
Brides de fixation SAE
Flange SAE

Brida roscada macho BSP

BSP Male threaded flange

Brides taraudées mâle BSP

Flangia maschio filettata BSP



SERIE	ROSCA THREAD	TAMAÑO SIZE	Referencia Part n°
3000 PSI	3/8" BSP	1/2"	BMRG30806
3000 PSI	1/2" BSP	1/2"	BMRG30808
3000 PSI	3/4" BSP	3/4"	BMRG31212
3000 PSI	1/2" BSP	3/4"	BMRG31208
3000 PSI	1" BSP	1"	BMRG31616
3000 PSI	3/4" BSP	1"	BMRG31612
3000 PSI	1"1/4 BSP	1"1/4"	BMRG32020
3000 PSI	1" BSP	1"1/4"	BMRG32016
3000 PSI	1"1/2 BSP	1"1/2"	BMRG32424
3000 PSI	1"1/4 BSP	1"1/2"	BMRG32420
6000 PSI	1/2" BSP	1/2"	BMRG60808
6000 PSI	3/8" BSP	1/2"	BMRG60806
6000 PSI	3/4" BSP	3/4"	BMRG61212
6000 PSI	1/2" BSP	3/4"	BMRG61208
6000 PSI	1" BSP	1"	BMRG61616
6000 PSI	3/4" BSP	1"	BMRG61612
6000 PSI	1"1/4 BSP	1"1/4"	BMRG62020
6000 PSI	1" BSP	1"1/4"	BMRG62016
6000 PSI	1"1/2 BSP	1"1/2"	BMRG62424
6000 PSI	1"1/4 BSP	1"1/2"	BMRG62420

Brida roscada macho métrico

Metric Male threaded flange

Brides taraudées mâle Métrique

Flangia maschio filettata Metrica



SERIE	ROSCA THREAD	TAMAÑO SIZE	Referencia Part n°
3000 PSI	M22x1,5	1/2"	BMRM30822
3000 PSI	M30x2	3/4"	BMRM31230
3000 PSI	M36x2	1"	BMRM31636
3000 PSI	M45x2	1"1/4"	BMRM32045
3000 PSI	M52x2	1"1/2"	BMRM32452
6000 PSI	M24x1.5	1/2"	BMRM60824
6000 PSI	M36X2	3/4"	BMRM61236
6000 PSI	M42x2	1"	BMRM61642
6000 PSI	M52x2	1"1/4"	BMRM62052
6000 PSI	M52x2	1"1/2"	BMRM62452

Bridas ciegas

Blind flanges

Brides avec obturateur fermé

Flangia cieche



SERIE	TAMAÑO SIZE	Referencia Part n°
3000 PSI	1/2"	BBC308
3000 PSI	3/4"	BBC312
3000 PSI	1"	BBC316
3000 PSI	1"1/4"	BBC320
3000 PSI	1"1/2"	BBC324
3000 PSI	2"	BBC332
3000 PSI	2"1/2"	BBC340
3000 PSI	3"	BBC348
3000 PSI	3"1/2"	BBC356
3000 PSI	4"	BBC364
3000 PSI	5"	BBC380
6000 PSI	1/2"	BBC608
6000 PSI	3/4"	BBC612
6000 PSI	1"	BBC616
6000 PSI	1"1/4"	BBC620
6000 PSI	1"1/2"	BBC624
6000 PSI	2"	BBC632

Contrabridas ciegas

Blind counter-flanges

Contre-brides avec obturateur fermé

Controflangia cieche



SERIE	TAMAÑO SIZE	Referencia Part n°
3000 PSI	1/2"	BCC308
3000 PSI	3/4"	BCC312
3000 PSI	1"	BCC316
3000 PSI	1"1/4"	BCC320
3000 PSI	1"1/2"	BCC324
3000 PSI	2"	BCC332
3000 PSI	2"1/2"	BCC340
3000 PSI	3"	BCC348
3000 PSI	3"1/2"	BCC356
3000 PSI	4"	BCC364
3000 PSI	5"	BCC380
6000 PSI	1/2"	BCC608
6000 PSI	3/4"	BCC612
6000 PSI	1"	BCC616
6000 PSI	1"1/4"	BCC620
6000 PSI	1"1/2"	BCC624
6000 PSI	2"	BCC632

BRIDAS SAE

SAE Flanges
Brides de fixation SAE
Flange SAE

Brida partida pasante

SAE Split flange

Demi-bride SAE passage total

Semiflangia SAE



SERIE SERIES	TAMAÑO SIZE	Referencia Part n°
3000 PSI	1/2"	BBP308
3000 PSI	3/4"	BBP312
3000 PSI	1"	BBP316
3000 PSI	1"1/4	BBP320
3000 PSI	1"1/2	BBP324
3000 PSI	2"	BBP332
3000 PSI	2"1/2	BBP340
3000 PSI	3"	BBP348
3000 PSI	3"1/2	BBP356
3000 PSI	4"	BBP364
6000 PSI	1/2"	BBP608
6000 PSI	3/4"	BBP612
6000 PSI	1"	BBP616
6000 PSI	1"1/4	BBP620
6000 PSI	1"1/2	BBP624
6000 PSI	2"	BBP632

Ver precios en p.58 (Conexiones Standard) / *See prices in p.58 (Standard Serie Fittings) / *Prix à la p.58 (Emboutis Série Standard) / *Vedere prezzi p.58 (Raccordi Serie Standard)

Contrabrida rosca Métrica

Metric threaded counter-flange

Contre-bride métrique

Controflangia filettata Metrica



SERIE	TAMAÑO SIZE	Referencia Part n°
3000 PSI	1/2"	BCE308
3000 PSI	3/4"	BCE312
3000 PSI	1"	BCE316
3000 PSI	1"1/4	BCE320
3000 PSI	1"1/2	BCE324
3000 PSI	2"	BCE332
3000 PSI	2"1/2	BCE340
3000 PSI	3"	BCE348
3000 PSI	3"1/2	BCE356
3000 PSI	4"	BCE364
3000 PSI	5"	BCE380
6000 PSI	1/2"	BCE608
6000 PSI	3/4"	BCE612
6000 PSI	1"	BCE616
6000 PSI	1"1/4	BCE620
6000 PSI	1"1/2	BCE624
6000 PSI	2"	BCE632

Brida entera pasante

SAE Flange

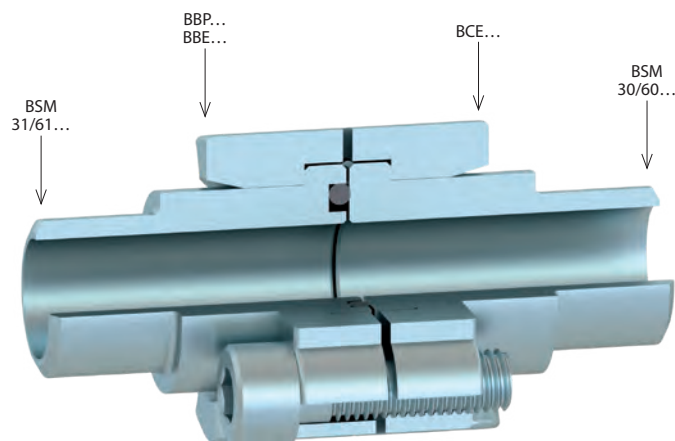
Bride SAE monobloc passage total

Flangia monoblocco SAE



SERIE SERIES	TAMAÑO SIZE	Referencia Part n°
3000 PSI	1/2"	BBE308
3000 PSI	3/4"	BBE312
3000 PSI	1"	BBE316
3000 PSI	1"1/4	BBE320
3000 PSI	1"1/2	BBE324
3000 PSI	2"	BBE332
3000 PSI	2"1/2	BBE340
3000 PSI	3"	BBE348
3000 PSI	3"1/2	BBE356
3000 PSI	4"	BBE364
3000 PSI	5"	BBE380
6000 PSI	1/2"	BBE608
6000 PSI	3/4"	BBE612
6000 PSI	1"	BBE616
6000 PSI	1"1/4	BBE620
6000 PSI	1"1/2	BBE624
6000 PSI	2"	BBE632

Ver precios en p.61 (Conexiones Standard) / *See prices in p.61 (Standard Serie Fittings) / *Prix à la p.61 (Emboutis Série Standard) / *Vedere prezzi p.61 (Raccordi Serie Standard)



BRIDAS SAE


SAE Flanges
Brides de fixation SAE
Flange SAE

Brida cono soldable tubo métrico

Flange welding adaptor for metric tube

Bride collet à souder tube métrique

Flangia adattatore a saldare per tubo Metrico




SERIE	Ø EXT. Ø OUTER	TAMAÑO SIZE	Referencia Part n°
3000 PSI	16	1/2"	BSM310816
3000 PSI	25	3/4"	BSM311225
3000 PSI	30	1"	BSM311630
3000 PSI	38	1"1/4	BSM3132038
3000 PSI	45	1"1/2	BSM312445
3000 PSI	60	2"	BSM313260
3000 PSI	70	2"1/2	BSM314070
3000 PSI	80	3"	BSM314880
3000 PSI	100	3"1/2	BSM3156100
3000 PSI	114.3	4"	BSM31641143
3000 PSI	139.7	5"	BSM31801397
6000 PSI	16	1/2"	BSM610816
6000 PSI	25	3/4"	BSM611225
6000 PSI	30	1"	BSM611630
6000 PSI	38	1"1/4	BSM612038
6000 PSI	45	1"1/2	BSM612445
6000 PSI	60	2"	BSM613260

Contrabrida cono soldable tubo métrico

Counter-flange welding adaptor for metric tube

Contrebride collet à souder tube métrique

Controflangia adattatore a saldare per tubo Metrico



SERIE	Ø EXT. Ø OUTER	TAMAÑO SIZE	Referencia Part n°
3000 PSI	16	1/2"	BSM300816
3000 PSI	25	3/4"	BSM301225
3000 PSI	30	1"	BSM301630
3000 PSI	38	1"1/4	BSM302038
3000 PSI	45	1"1/2	BSM302445
3000 PSI	60	2"	BSM303260
3000 PSI	70	2"1/2	BSM304070
3000 PSI	80	3"	BSM304880
3000 PSI	100	3"1/2	BSM3056100
3000 PSI	114.3	4"	BSM30641143
3000 PSI	139.7	5"	BSM30801397
6000 PSI	16	1/2"	BSM600816
6000 PSI	25	3/4"	BSM601225
6000 PSI	30	1"	BSM601630
6000 PSI	38	1"1/4	BSM602038
6000 PSI	45	1"1/2	BSM602445
6000 PSI	60	2"	BSM603260

Cono Cetop soldable exterior

Cetop welding adaptor

Collet Cetop à souder

Adattatore a saldare Cetop



SERIE	Ø EXT. Ø OUTER	TAMAÑO SIZE	Referencia Part n°
3000 PSI	18	3/8"	BCTS30618
6000 PSI	18	3/8"	BCTS60618

Bridas Cetop


Cetop flanges

Brides Cetop

Flangia Cetop



SERIE	Ø INT. Ø INNER	TAMAÑO SIZE	Referencia Part n°
3000 PSI	31	1/2"	BCT30831

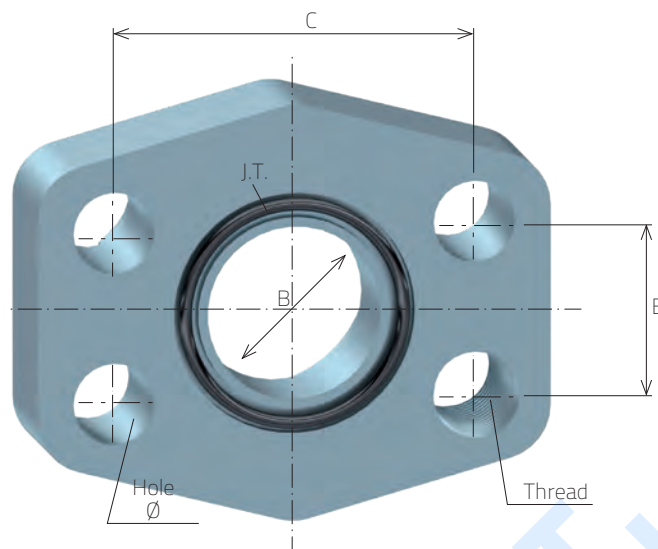


BRIDAS SAE

SAE flanges
Brides SAE
Flangia SAE

Características comunes

Common characteristics
Données communes
Caratteristiche comuni



Bridas 3000 PSI

Flanges 3000 PSI
Brides 3000 PSI
Flangia 3000 PSI

Tamaño	Max. pre.	B	C	E	O'ring NBR	Junta PU	Ø	Tornillo *	Rosca
1/2"	345 bar	13	38,1	17,48	18,64 x 3,53	JBR08	9	TB8X30	M8
3/4"	345 bar	19	47,63	22,23	24,99 x 3,53	JBR12	11	TB10X35	M10
1"	345 bar	25	52,37	26,19	32,92 x 3,53	JBR16	11	TB10X35	M10
1 1/4"	276 bar	32	58,72	30,18	37,70 x 3,53	JBR20	11,5	TB10X40	M10
1 1/2"	207 bar	38	69,85	35,71	47,22 x 3,53	JBR24	13,5	TB12X45	M12
2"	207 bar	51	77,77	42,88	56,74 x 3,53	JBR32	13,5	TB12X45	M12
2 1/2"	172 bar	63	88,9	50,8	66,27 x 3,53		13,5	TB12X45	M12
3"	138 bar	73	106,38	61,93	85,32 x 3,53		17,5	TB16X50	M16
3 1/2"	34 bar	89	120,65	69,85	98,02 x 3,53		17,5	TB16X50	M16
4"	34 bar	99	130,18	77,77	110,72 x 3,53		17,5	TB16X50	M16

Bridas 6000 PSI

Flanges 6000 PSI
Brides 6000 PSI
Flangia 6000 PSI

Tamaño	Max. pre.	B	C	E	O'ring NBR	Junta PU	Ø	Tornillo *	Rosca
1/2"	414 bar	13	40,49	18,24	18,64 x 3,53	JBR08	9	TB8X30	M8
3/4"	414 bar	19	50,8	23,8	24,99 x 3,53	JBR12	11	TB10X40	M10
1"	414 bar	25	57,15	27,76	32,92 x 3,53	JBR16	13	TB12X45	M12
1 1/4"	414 bar	32	66,68	31,75	37,70 x 3,53	JBR20	15	TB14X45	M14
1 1/2"	414 bar	38	79,38	36,5	47,22 x 3,53	JBR24	17	TB16X50	M16
2"	414 bar	51	98,82	44,45	56,74 x 3,53	JBR32	21	TB20X70	M20

* Tornillos en acero carbono. Para tornillos en acero inoxidable, pedir ZTB...

Screws are in carbon steel. For Stainless Steel screws, ask for ZTB... part number.
Les vis sont en acier carbone. Pour vis en acier inoxydable, veuillez demander les références ZTB ...
Le viti sono in acciaio al carbonio. Per viti in acciaio inox, ordinare con codice ZTB...

ABRAZADERAS TRΔLE®

TrΔle® Clamps
Colliers TrΔle®
Collari fissatubo TrΔle®



ABRAZADERAS SERIE LIGERA TRΔLE® 274

Clamps for pipe - TrΔle®
Colliers de fixation TrΔle®
Collari Serie leggera TrΔle®

ABRAZADERAS SERIE DOBLE TRΔLE® 279

Clamps double Series - TrΔle®
Colliers Serie double TrΔle®
Collari Serie doppi TrΔle®

ABRAZADERAS SERIE PESADA TRΔLE® 282

Clamps heavy Series - TrΔle®
Colliers Série lourde TrΔle®
Collari Serie pesante TrΔle®

ACCESORIOS ABRAZADERAS TRΔLE® 285

Accessories for clamps - TrΔle®
Accessoires colliers TrΔle®
Accessori per collari TrΔle®

ABRAZADERAS SERIE LIGERA TRΔLE®

Clamps for pipe - TrΔle®
Colliers de fixation TrΔle®
Collari Serie leggera TrΔle®

Completas ▪ Light serie clamp ▪ Colliers de fixation série légère ▪ Collari fissatubo serie leggera



A40AZ

A40AZPL

A41AZ

A41AZPL

A40AL

A41AL

A40BL

A41BL

Componentes ▪ Parts ▪ Composants ▪ Accessori



A..C

AL..C

A...AL

A...BL

AML

APIN

AVTE

APS

AVTC

Accesorios ▪ Accessories ▪ Accessoires ▪ Accessori



APAG

AVTA

APT

APA

FLUIDAL

ABRAZADERAS SERIE DOBLE TRΔLE®

Clamps double Series - TrΔle®

Colliers Serie double TrΔle®

Collari Serie doppi TrΔle®

Completas ▪ Double ▪ Complets ▪ Doppio



AZCFS



AZCBL

Componentes ▪ Parts ▪ Composants ▪ Accessori



AD..C




AD..BL



AZCAR



AD..AR



ADPIN



ADPS



ADVTE

Accesorios ▪ Accessories ▪ Accessories ▪ Accessori



ADPAG



ADPA



ADVTA

FLUIDAL

ABRAZADERAS SERIE PESADA TRΔLE®

Clamps heavy Series - TrΔle®

Colliers Série lourde TrΔle®

Collari Serie pesante TrΔle®

Completas ▪ Complete ▪ Complètes ▪ Completo

| 282



AZCPS



AZALPS

Componentes ▪ Parts ▪ Accessoires ▪ Accessori

| 283



AMPP C



AMS



AMPP L



APVTA



AVTEP



APINP



APSP



APAP

FLUIDAL

ACCESORIOS ABRAZADERAS TRΔLE®

Accessories for clamps - TrΔle®

Accessoires colliers TrΔle®

Accessori per collari TrΔle®

Accesorios carril ▪ Accessories for lane ▪ Accessoires pour lane ▪ Accessori per binario

| 285



TC/TS

FLUIDAL

ABRAZADERAS SERIE LIGERA TRΔLE®


Clamps for pipe - TrΔle®
Colliers de fixation TrΔle®
Collari Serie leggera TrΔle®

Abrazadera simple completa, serie ligera

Light series simple clamp

Collier de fixation complet simple, série légère

Collari fissatubo serie leggera singoli



DN	GRUPO GROUP	u/ Bolsa u/ Bag	Referencia Part n°
6	1	10	A40AZ06
8	1	10	A40AZ08
10	1	10	A40AZ10
12	1	10	A40AZ12
1/4"	2	10	A40AZ13.2
14	2	10	A40AZ14
15	2	10	A40AZ15
16	2	10	A40AZ16
3/8"	2	10	A40AZ16.7
18	2	10	A40AZ18
19	3	10	A40AZ19
20	3	10	A40AZ20
1/2"	3	10	A40AZ21.3
22	3	10	A40AZ22
25	3	10	A40AZ25
3/4"	4	10	A40AZ26.7
28	4	10	A40AZ28
30	4	10	A40AZ30
32	5	10	A40AZ32
1"	5	10	A40AZ33.3
35	5	10	A40AZ35
38	5	10	A40AZ38
40	5	10	A40AZ40
42	5	10	A40AZ42
1"1/2	6	10	A40AZ48.3
50.8	6	10	A40AZ50.8

Consultar plásticos en poliamida / Polyamide plastics on request / Plastique polyamide sur demande
Plastica polyamide su richiesta

Abrazadera simple completa, serie ligera, plásticos perfil liso

Light series simple clamp, plastic smooth profile

Collier de fixation complet simple, série légère,
plastique profil lisse

Collari fissatubo serie leggera singoli, plastica profilo
liscio




DN	GRUPO GROUP	u/ Bolsa u/ Bag	Referencia Part n°
8	1	10	A40AZ08PL
10	1	10	A40AZ10PL
12	1	10	A40AZ12PL
1/4"	2	10	A40AZ13.2PL
15	2	10	A40AZ15PL
3/8"	2	10	A40AZ16.7PL
18	2	10	A40AZ18PL
20	3	10	A40AZ20PL
1/2"	3	10	A40AZ21.3PL
22	3	10	A40AZ22PL
25	3	10	A40AZ25PL
3/4"	4	10	A40AZ26.7PL
28	4	10	A40AZ28PL
30	4	10	A40AZ30PL
1"	5	10	A40AZ33.3PL
35	5	10	A40AZ35PL
38	5	10	A40AZ38PL
42	5	10	A40AZ42PL

Abrazadera completa, serie ligera reforzada

Light series reinforced clamp

Colliers de fixation simple série légère renforcés

Collare fissatubo rinforzato completo



DN	GRUPO GROUP	u/ Bolsa u/ Bag	Referencia Part n°
6	1	10	A41AZ06
8	1	10	A41AZ08
10	1	10	A41AZ10
12	1	10	A41AZ12
1/4"	2	10	A41AZ13.2
14	2	10	A41AZ14
15	2	10	A41AZ15
16	2	10	A41AZ16
3/8"	2	10	A41AZ16.7
18	2	10	A41AZ18
20	3	10	A41AZ20
1/2"	3	10	A41AZ21.3
22	3	10	A41AZ22
25	3	10	A41AZ25
3/4"	4	10	A41AZ26.7
28	4	10	A41AZ28
30	4	10	A41AZ30
1"	5	10	A41AZ33.7
35	5	10	A41AZ35
38	5	10	A41AZ38
40	5	10	A41AZ40
42	5	10	A41AZ42
44.5	6	10	A41AZ44.5
1"1/2	6	10	A41AZ48.3
50.8	6	10	A41AZ50.8


Consultar plásticos en poliamida / Polyamide plastics on request / Plastique polyamide sur demande
Plastica polyamide su richiesta

Abrazadera completa, serie ligera reforzada, plásticos perfil liso

Light series reinforced clamp, plastic smooth profile

Colliers de fixation simple série légère renforcés,
plastique profil lisse

Collare fissatubo rinforzato completo, plastica
profilo liscio



DN	GRUPO GROUP	u/ Bolsa u/ Bag	Referencia Part n°
8	1	10	A41AZ08PL
10	1	10	A41AZ10PL
12	1	10	A41AZ12PL
1/4"	2	10	A41AZ13.2PL
15	2	10	A41AZ15PL
3/8"	2	10	A41AZ16.7PL
18	2	10	A41AZ18PL
20	3	10	A41AZ20PL
1/2"	3	10	A41AZ21.3PL
22	3	10	A41AZ22PL
25	3	10	A41AZ25PL
3/4"	4	10	A41AZ26.7PL
28	4	10	A41AZ28PL
30	4	10	A41AZ30PL
1"	5	10	A41AZ33.3PL
35	5	10	A41AZ35PL
38	5	10	A41AZ38PL
42	5	10	A41AZ42PL

ABRAZADERAS SERIE LIGERA TRΔLE®

Clamps for pipe - TrΔle®
 Colliers de fixation TrΔle®
 Collari Serie leggera TrΔle®

Abrazadera simple completa, serie ligera, Aluminio

Complete simple clamp, light series, aluminium

Collier simple complet, série légère, aluminium

Collare fissatubo completo singolo, serie leggera, in Alluminio



DN	GRUPO GROUP	u/ Bolsa u/ Bag	Referencia Part n.º
6	1	10	A40AL06
8	1	10	A40AL08
10	1	10	A40AL10
12	1	10	A40AL12
1/4"	2	10	A40AL13.5
14	2	10	A40AL14
15	2	10	A40AL15
16	2	10	A40AL16
3/8"	2	10	A40AL17.2
18	2	10	A40AL18
19	3	10	A40AL19
20	3	10	A40AL20
1/2"	3	10	A40AL21.3
22	3	10	A40AL22
25	3	10	A40AL25
3/4"	4	10	A40AL26.9
28	4	10	A40AL28
30	4	10	A40AL30
32	5	10	A40AL32
1"	5	10	A40AL33.7
35	5	10	A40AL35
38	5	10	A40AL38
40	5	10	A40AL40
42	5	10	A40AL42
1"1/2	6	10	A40AL48.3
50.8	6	10	A40AL50.8

Abrazadera completa, serie ligera reforzada, Aluminio

Complete simple clamp, light series reinforced, aluminium

Collier complet, série légère renforcée, aluminium

Collare fissatubo completo, serie leggera rinforzata, in Alluminio



DN	GRUPO GROUP	u/ Bolsa u/ Bag	Referencia Part n.º
6	1	10	A41AL06
8	1	10	A41AL08
10	1	10	A41AL10
12	1	10	A41AL12
1/4"	2	10	A41AL13.5
14	2	10	A41AL14
15	2	10	A41AL15
16	2	10	A41AL16
3/8"	2	10	A41AL17.2
18	2	10	A41AL18
19	3	10	A41AL19
20	3	10	A41AL20
1/2"	3	10	A41AL21.3
22	3	10	A41AL22
25	3	10	A41AL25
3/4"	4	10	A41AL26.9
28	4	10	A41AL28
30	4	10	A41AL30
32	5	10	A41AL32
1"	5	10	A41AL33.7
35	5	10	A41AL35
38	5	10	A41AL38
40	5	10	A41AL40
42	5	10	A41AL42
1"1/2	6	10	A41AL48.3
50.8	6	10	A41AL50.8

Abrazadera simple completa, serie ligera, plásticos azules



Light series simple clamp, blue plastic

Collier de fixation complet simple, série légère, plastique bleu

Collari fissatubo serie leggera singoli, plastica blu



DN	GRUPO GROUP	UNIDADES POR BOLSA UNITS PER BAG	Referencia Part n.º
6	1	10	A40BL06
8	1	10	A40BL08
10	1	10	A40BL10
12	1	10	A40BL12
1/4"	2	10	A40BL13.5
14	2	15	A40BL15
16	2	10	A40BL16
18	2	10	A40BL18
20	3	10	A40BL20
1/2"	3	10	A40BL21.3
22	3	10	A40BL22
25	3	10	A40BL25
3/4"	4	10	A40BL26.9
28	4	10	A40BL28
30	4	10	A40BL30
1"	5	10	A40BL33.7
1"1/2	6	10	A40BL48.3


Abrazadera completa, serie ligera reforzada, plásticos azules



Light series reinforced clamp, blue plastic

Colliers de fixation simple série légère renforcés, plastique bleu

Collare fissatubo rinforzato completo, plastica blu



DN	GRUPO GROUP	UNIDADES POR BOLSA UNITS PER BAG	Referencia Part n.º
6	1	10	A41BL06
8	1	10	A41BL08
10	1	10	A41BL10
12	1	10	A41BL12
1/4"	2	10	A41BL13.5
15	2	10	A41BL15
16	2	10	A41BL16
18	2	10	A41BL18
20	3	10	A41BL20
1/2"	3	10	A41BL21.3
22	3	10	A41BL22
25	3	10	A41BL25
3/4"	4	10	A41BL26.9
28	4	10	A41BL28
30	4	10	A41BL30
1"	5	10	A41BL33.7
1"1/2	6	10	A41BL48.3

ABRAZADERAS SERIE LIGERA TRΔLE®

Clamps for pipe - TrΔle®
Colliers de fixation TrΔle®
Collari Serie leggera TrΔle®

Plásticos polipropileno, serie ligera

Plastics polypropylene simple, light series

Plastique polypropylene, série légère

Plastica polipropilene serie leggera



DN	GRUPO GROUP	Referencia Part n°
6	1	A106C
8	1	A108C
10	1	A110C
12	1	A112C
1/4"	2	A213.2C
14	2	A214C
15	2	A215C
3/8"	2	A216.7C
16	2	A216C
18	2	A218C
19	3	A319C
20	3	A320C
1/2"	3	A321.3C
22	3	A322C
23	3	A323C
25	3	A325C
3/4"	4	A426.7C
28	4	A428C
30	4	A430C
32	5	A532C
1"	5	A533.7C
35	5	A535C
38	5	A538C
40	5	A540C
42	5	A542C
44.5	6	A644.5C
1"1/2	6	A648.3C
50.8	6	A650.8C

Precio por pareja / Price per couple / Prix par paire / Prezzo per coppia

Plásticos perfil liso, serie ligera

Plastics smooth profile, light series

Plastique profil lisse, série légère

Plastica profilo liscio, serie leggera



DN	GRUPO GROUP	Referencia Part n°
8	1	AL108C
10	1	AL110C
12	1	AL112C
1/4"	2	AL213.2C
15	2	AL215C
3/8"	2	AL216.7C
18	2	AL218C
20	3	AL320C
1/2"	3	AL321.3C
22	3	AL322C
25	3	AL325C
3/4"	4	AL426.7C
28	4	AL428C
30	4	AL430C
1"	5	AL533.3C
35	5	AL535C
38	5	AL538C
42	5	AL542C

Precio por pareja / Price per couple / Prix par paire / Prezzo per coppia

Cuerpo abrazadera Aluminio, serie ligera

Aluminium clamp body, light series

Corps collier aluminium, série légère

Corpo collare in Alluminio, serie leggera



DN	GRUPO GROUP	Referencia Part n°
6	1	A106AL
8	1	A108AL
10	1	A110AL
12	1	A112AL
1/4"	2	A213.5AL
14	2	A214AL
15	2	A215AL
16	2	A216AL
3/8"	2	A217.2AL
18	2	A218AL
19	3	A319AL
20	3	A320AL
1/2"	3	A321.3AL
22	3	A322AL
25	3	A325AL
3/4"	4	A426.9AL
28	4	A428AL
30	4	A430AL
32	5	A532AL
1"	5	A533.7AL
35	5	A535AL
38	5	A538AL
40	5	A540AL
42	5	A542AL
1"1/2	6	A648.3AL
50.8	6	A650.8AL

Plásticos Polipropileno Serie Ligera Azul

Blue Plastics polypropylene, light serie

Plastique polypropylene, série légère Bleu

Plastica polipropilene blu



DN	GRUPO GROUP	Referencia Part n°
6	1	A106BL
8	1	A108BL
10	1	A110BL
12	1	A112BL
1/4"	2	A213.5BL
15	2	A215BL
16	2	A216BL
18	2	A218BL
20	3	A320BL
1/2"	3	A321.3BL
22	3	A322BL
25	3	A325BL
3/4"	4	A426.9BL
28	4	A428BL
30	4	A430BL
1"	5	A533.7BL
1"1/2	6	A648.3BL

ABRAZADERAS SERIE LIGERA TRΔLE®

Clamps for pipe - TrΔle®
Colliers de fixation TrΔle®
Collari Serie leggera TrΔle®

Plásticos para abrazaderas anti-vibración

Plastic for anti-vibration clamps

Plastiques pour colliers de fixation anti-vibratoire

Plastici per collari fissatubo anti-vibrazioni



DN	SERIE	GRUPO GROUP	Referencia Part n°
12.7	L	4	AML401270
14	L	4	AML401400
19	L	4	AML401900
22	L	6	AML602200
28	L	6	AML602800
30	L	6	AML603000

Precio por pareja / Price per couple / Prix par paire / Prezzo per coppia

Chapas inferiores, serie ligera

Lower plate simple, light series

Plaques inférieures à souder série légère

Piastra inferiori, serie leggera




GRUPO GROUP	Referencia Part n°
1	APIN1
2	APIN2
3	APIN3
4	APIN4
5	APIN5
6	APIN6

Tornillos cabeza hexagonal, serie ligera reforzada

Hexagonal bolt, light series reinforced

Vis hexagonale, série légère renforcée

Vite esagonale, serie leggera rinforzata



ROSCA THREAD	GRUPO GROUP	Referencia Part n°
M6	1	AVTE1
M6	2	AVTE2
M6	3	AVTE3
M6	4	AVTE4
M6	5	AVTE5
M6	6	AVTE6

Chapas superiores, serie ligera reforzada

Upper plate, light series reinforced

Plaques supérieures de protection, série légère renforcée

Piastra superiori, serie leggera rinforzata




GRUPO GROUP	Referencia Part n°
1	APS1
2	APS2
3	APS3
4	APS4
5	APS5
6	APS6

Tornillos cabeza Allen, serie ligera

Simple Allen bolt, light series

Vis tête six pans creux Allen série légère

Vite brugola, serie leggera




ROSCA THREAD	GRUPO GROUP	Referencia Part n°
M6	1	AVTC1
M6	2	AVTC2
M6	3	AVTC3
M6	4	AVTC4
M6	5	AVTC5
M6	6	AVTC6

Chapa agrupar abrazaderas simples

Jointed plate for simple clamp

Plaque à joindre pour collier simple

Piastra per collare fissatubo singolo



GRUPO GROUP	N° ABRAZ CLAMP QTY.	Referencia Part n°
1	10	APAG1
2	10	APAG2
3	10	APAG3

Tornillo apilar ligera

Light series screw to pile up

Vis pour empiler série légère

Vite per piastra componibili. Serie leggera



ROSCA THREAD	GRUPO GROUP	Referencia Part n°
M6	1	AVTA1
M6	2	AVTA2
M6	3	AVTA3
M6	4	AVTA4
M6	5	AVTA5
M6	6	NEW AVTA6

Chapa atornillar Abr. Simples

Elongated weld plate

Plaque à visser

Piastra per fissaggio



GRUPO GROUP	Referencia Part n°
1	APT1
2	APT2
3	APT3
4	APT4
5	APT5
6	NEW APT6

ABRAZADERAS SERIE LIGERA TRΔLE®

Clamps for pipe - TrΔle®
 Colliers de fixation TrΔle®
 Collari Serie leggera TrΔle®

Chapa apilar ligera

Light serie plate to pile up

Plaque pour empiler série légère

Piastra componibili. Serie leggera



GRUPO GROUP	Referencia Part n°
1	APA1
2	APA2
3	APA3
4	APA4
5	APA5
6	APA6

PROPIEDADES DE MATERIALES MATERIAL PROPERTIES				
	POLIPROPILENO Polypropilene (PP)	POLIAMIDA Polyamide (PA)	ALUMINIO Aluminium (AL)	ELASTOMEROS TERMOPLASTICOS Thermoplastic elastomer (TPE)
PROPIEDADES MECÁNICAS Mechanical properties				
ENSAYO IZOD (Mellado,23°C) Izod Impact Strength (Notched,23°C)	>40 KJ/m2 ISO 180	>5 KJ/m2 ISO 180		
ENSAYO IZOD (Mellado,-30°C) Izod Impact Strength (Notched,-30°C)	>6 KJ/m2 ISO 180	>2 KJ/m2 ISO 180		
MÓDULO DE ELASTICIDAD Modulus of elasticity	1200-1250 N/mm2 ISO 527-2	>2000 N/mm2 ISO 527-2	70.000 N/mm2	3,6 N/mm2 (MODULUS@100) ASTM D 412
RESISTENCIA A LA TRACCIÓN Tensile strength	>23 N/mm2 ISO 527-2	>60 N/mm2 ISO 527-2	>160 N/mm2 DIN EN 10002	>3,95 N/mm2 ASTM D 412
DUREZA HARDNESS	>80 ISO 2039-2 (Rockwell-R)	>70 ISO 868 (Shore D)	>80 Brinell hardness	>85 ASTM D 2240 (Shore A)
RANGO DE TEMPERATURAS temperature range	-30°C/90°C	-40°C/120°C	Max. 300°C	-40°C/120°C
PROPIEDADES QUÍMICAS Chemical properties				
ÁCIDOS, DISOLVENTES Acids, Solvents	RESISTENTE (según concentración) Conditionally Consistent	RESISTENTE (según concentración) Conditionally Consistent	RESISTENTE (según concentración) Conditionally Consistent	RESISTENTE (según concentración) Conditionally Consistent
HIDROCARBUROS, ACEITES MINERALES Hydrocarbons, Mineral oils	RESISTENTE (según concentración) Conditionally Consistent	RESISTENTE Consistent	RESISTENTE Consistent	RESISTENTE Consistent
ALCOHOL, AGUA DE MAR, OTROS ACEITES Alcohol, Seawater, Other oils	RESISTENTE Consistent	RESISTENTE Consistent	RESISTENTE Consistent	RESISTENTE Consistent

ABRAZADERAS SERIE DOBLE TRΔLE®

Clamps double Series - TrΔle®

Colliers Serie double TrΔle®


Collari Serie doppi TrΔle®

Abrazaderas dobles completas

Double clamp - parallel

Colliers de fixation doubles complets

Collare fissatubo doppio completo



DN	GRUPO GROUP	u/ Bolsa u/ Bag	Referencia Part n°
6	1	10	AZCFS06
8	1	10	AZCFS08
10	1	10	AZCFS10
12	1	10	AZCFS12
1/4"	2	10	AZCFS13.2
14	2	10	AZCFS14
15	2	10	AZCFS15
16	2	10	AZCFS16
3/8"	2	10	AZCFS16.7
18	2	10	AZCFS18
19	3	10	AZCFS19
20	3	10	AZCFS20
1/2"	3	10	AZCFS21.3
22	3	10	AZCFS22
25	3	10	AZCFS25
3/4"	4	10	AZCFS26.7
28	4	10	AZCFS28
30	4	10	AZCFS30
32	5	10	AZCFS32
1"	5	10	AZCFS33.3
35	5	10	AZCFS35
38	5	10	AZCFS38
40	5	10	AZCFS40
42	5	10	AZCFS42


Consultar plásticos en poliamida y aluminio / Polyamide and aluminium plastics, on request
polyamide et aluminium, sur demande / Plastica polyamide e alluminio, su richiesta

Plásticos polipropileno dobles

Double plastics polypropylene

Double plastiques polypropylene

Plastica polipropilene



DN	GRUPO GROUP	Referencia Part n°
6	1	AD106C
8	1	AD108C
10	1	AD110C
12	1	AD112C
1/4"	2	AD213.2C
14	2	AD214C
15	2	AD215C
3/8"	2	AD216.7C
16	2	AD216C
18	2	AD218C
19	3	AD319C
20	3	AD320C
1/2"	3	AD321.3C
22	3	AD322C
25	3	AD325C
3/4"	4	AD426.7C
28	4	AD428C
30	4	AD430C
32	5	AD532C
1"	5	AD533.3C
35	5	AD535C
38	5	AD538C
40	5	AD540C
42	5	AD542C

Precio por pareja / Price per couple / Prix par paire / Prezzo per coppia

Abrazaderas dobles completas, plástico azul

Double clamp - parallel, blue

Colliers de fixation doubles complets, bleu

Collare fissatubo doppio completo, blu



DN	GRUPO GROUP	UNIDADES POR BOLSA UNITS PER BAG	Referencia Part n°
8	1	10	AZCBL08
10	1	10	AZCBL10
12	1	10	AZCBL12
14	2	10	AZCBL14
15	2	10	AZCBL15
16	2	10	AZCBL16
18	2	10	AZCBL18
20	3	10	AZCBL20
22	3	10	AZCBL22
25	3	10	AZCBL25

Plástico Polipropileno Doble Azul

Blue Double plastics polypropylene

Plastiques polypropylene doubles Bleu

Plastica polipropilene Blu



DN	GRUPO GROUP	Referencia Part n°
8	1	AD108BL
10	1	AD110BL
12	1	AD112BL
14	2	AD214BL
15	2	AD215BL
16	2	AD216BL
18	2	AD218BL
20	3	AD320BL
22	3	AD322BL
25	3	AD325BL

ABRAZADERAS SERIE DOBLE TRΔLE®

Clamps double Series - TrΔle®

Colliers Serie double TrΔle®


Collari Serie doppi TrΔle®

Abrazaderas dobles completas anti-rotatorias

Full anti-rotational double clamps

Pinces doubles anti-rotation complètes

Doppio morsetto antirotazionale completo



DN	GRUPO GROUP	u/ Bolsa u/ Bag	Referencia Part n°
6	1	10	AZCAR06
8	1	10	AZCAR08
10	1	10	AZCAR10
12	1	10	AZCAR12
1 1/4"	2	10	AZCAR13.2
14	2	10	AZCAR14
15	2	10	AZCAR15
16	2	10	AZCAR16
3/8"	2	10	AZCAR16.7
18	2	10	AZCAR18
19	3	10	AZCAR19
20	3	10	AZCAR20
1 1/2"	3	10	AZCAR21.3
22	3	10	AZCAR22
25	3	10	AZCAR25
3/4"	4	10	AZCAR26.7
28	4	10	AZCAR28
30	4	10	AZCAR30
32	5	10	AZCAR32
1"	5	10	AZCAR33.3
35	5	10	AZCAR35
38	5	10	AZCAR38
40	5	10	AZCAR40
42	5	10	AZCAR42

Plásticos polipropileno dobles anti-rotatorios

Double anti-rotational polypropylene plastics

Plastiques polypropylène double anti-rotation

Doppia plastica antirotazionale in polipropilene




NEW

DN	GRUPO GROUP	Referencia Part n°
6	1	AD106AR
8	1	AD108AR
10	1	AD110AR
12	1	AD112AR
1 1/4"	2	AD213.2AR
14	2	AD214AR
15	2	AD215AR
3/8"	2	AD216.7AR
16	2	AD216AR
18	2	AD218AR
19	3	AD319AR
20	3	AD320AR
1 1/2"	3	AD321.3AR
22	3	AD322AR
25	3	AD325AR
3/4"	4	AD426.7AR
28	4	AD428AR
30	4	AD430AR
32	5	AD532AR
1"	5	AD533.3AR
35	5	AD535AR
38	5	AD538AR
40	5	AD540AR
42	5	AD542AR

ABRAZADERAS ANTI-ROTATORIAS

*FÁCIL INSTALACIÓN
EFECTO ANTI-ROTATORIO
REDUCE TIEMPO DE MONTAJE*



ANTI-ROTATORY CLAMPS

*EASY INSTALLATION
NON-ROTATION BENEFIT
DECREASE IN ASSEMBLY TIME*

ABRAZADERAS SERIE DOBLE TRΔLE®

Clamps double Series - TrΔle®

Colliers Serie double TrΔle®

Collari Serie doppi TrΔle®

Chapas inferiores

Double lower plate

Plaques inférieures à souder doubles

Piastra inferiori



ROSCA THREAD	GRUPO GROUP	Referencia Part n°
M6	1	ADPIN1
M8	2	ADPIN2
M8	3	ADPIN3
M8	4	ADPIN4
M8	5	ADPIN5

Chapas superiores

Double upper plate

Plaques supérieures de protection doubles

Piastra superiori




GRUPO GROUP	Referencia Part n°
1	ADPS1
2	ADPS2
3	ADPS3
4	ADPS4
5	ADPS5

Tornillos cabeza hexagonal

Double hexagonal bolt

Vis hexagonale

Vite esagonale




ROSCA THREAD	GRUPO GROUP	Referencia Part n°
M6	1	ADVTE1
M8	2	ADVTE2
M8	3	ADVTE3
M8	4	ADVTE4
M8	5	ADVTE5

Chapa agrupar abrazaderas dobles

Jointed plate for double clamp

Plaque à joindre pour collier double

Piastra gruppo per collare fissatubo doppio



ROSCA THREAD	GRUPO GROUP	Nº ABRAZADERAS CLAMP QTY.	Referencia Part n°
M6	1	5	ADPAG1
M8	2	2	A2DPIN2
M8	2	3	A3DPIN2
M8	2	5	ADPAG2
M8	3	3	A3DPIN3
M8	3	5	ADPAG3

Chapa apilar doble

Double series plate to pile up

Plaque pour empiler série double

Piastra componibili. Serie doppia



GRUPO GROUP	Referencia Part n°
1	ADPA1
2/3/4/5	ADPA2

Tornillo apilar doble

Double series screw to pile up

Vis pour empiler série double

Vite per piastra componibili. Serie doppia



ROSCA THREAD	GRUPO GROUP	Referencia Part n°
M8	2	ADVTA2
M8	3	ADVTA3
M8	4	ADVTA4
		ADVTA5

Para Grupo 1: AVTA1 (ligera) / For Group 1: AVTA1 (Light) / Pour le Groupe 1: AVTA1 (légère)
AVTA1 (leggera)

ABRAZADERAS SERIE PESADA TRΔLE®

Clamps heavy Series - TrΔle®

Colliers Série lourde TrΔle®

Collari Serie pesante TrΔle®

Abrazadera completa, serie pesada

Heavy clamp, heavy series

Collier de fixation simple complet, série lourde

Collare fissatubo serie pesante completo



DN	GRUPO GROUP	Referencia Part n°
6	1	AZCPS06
8	1	AZCPS08
10	1	AZCPS10
12	1	AZCPS12
1/4"	1	AZCPS13.2
14	1	AZCPS14
15	1	AZCPS15
16	1	AZCPS16
3/8"	1	AZCPS17.2
18	1	AZCPS18
20	2	AZCPS20
1/2"	2	AZCPS21.3
22	2	AZCPS22
25	2	AZCPS25
3/4"	2	AZCPS26.7
28	2	AZCPS28
30	2	AZCPS30
32	3	AZCPS32
1"	3	AZCPS33.3
35	3	AZCPS35
38	3	AZCPS38
40	3	AZCPS40
42	3	AZCPS42
1"1/4	4	AZCPS42.4
45	4	AZCPS45
48-1" 1/2	4	AZCPS48
1"1/2	4	AZCPS48.4
50	4	AZCPS50
55	4	AZCPS55
60	4	AZCPS60
60-2"	4	AZCPS60.3
65	4	AZCPS65
70	4	AZCPS70

Consultar plásticos en poliamida y aluminio / Polyamide and aluminium plastics, on request
polyamide et aluminium, sur demande / Plastica polyamide e alluminio, su richiesta

Abrazadera completa aluminio, serie pesada

Aluminium Heavy clamp, heavy series

Collier de fixation en aluminium, série lourde

Morsetto pesante in alluminio, serie pesante

NEW



DN	GRUPO GROUP	Referencia Part n°
6	1	AZALPS06
8	1	AZALPS08
10	1	AZALPS10
12	1	AZALPS12
1/4"	1	AZALPS13.2
14	1	AZALPS14
15	1	AZALPS15
16	1	AZALPS16
3/8"	1	AZALPS17.2
18	1	AZALPS18
20	2	AZALPS20
1/2"	2	AZALPS21.3
22	2	AZALPS22
25	2	AZALPS25
3/4"	2	AZALPS26.7
28	2	AZALPS28
30	2	AZALPS30
32	3	AZALPS32
1"	3	AZALPS33.3
35	3	AZALPS35
38	3	AZALPS38
42 - 1" 1/4	3	AZALPS42
42 - 1" 1/4	4	AZALPS42.4
45	4	AZALPS45
48-1" 1/2	4	AZALPS48
50	4	AZALPS50
55	4	AZALPS55
2"	4	AZALPS60.3
65	4	AZALPS65
70	4	AZALPS70
2" 1/2	5	AZALPS76.1

ABRAZADERAS SERIE PESADA TRΔLE®

Clamps heavy Series - TrΔle®

Colliers Série lourde TrΔle®

Collari Serie pesante TrΔle®

Plásticos polipropileno, serie pesada

Plastics polypropylene, heavy series

Plastique polypropylene, série lourde

Plastica polipropilene, serie pesante



DN	GRUPO GROUP	Referencia Part n°
6	1	AMPP106C
8	1	AMPP108C
10	1	AMPP110C
12	1	AMPP112C
1/4"	1	AMPP113.2C
14	1	AMPP114C
15	1	AMPP115C
16	1	AMPP116C
3/8"	1	AMPP117.2C
18	1	AMPP118C
20	2	AMPP220C
1/2"	2	AMPP221.3C
22	2	AMPP222C
25	2	AMPP225C
3/4"	2	AMPP226.7C
28	2	AMPP228C
30	2	AMPP230C
30	3	AMPP330C
32	3	AMPP332C
1"	3	AMPP333.3C
35	3	AMPP335C
38	3	AMPP338C
40	3	AMPP340C
42	3	AMPP342C
38	4	AMPP438C
42-1" 1/4	4	AMPP442C
45	4	AMPP445C
48-1" 1/2	4	AMPP448C
50	4	AMPP450C
55	4	AMPP455C
2"	4	AMPP460.3C
65	4	AMPP465C
70	4	AMPP470C

Precio por pareja / Price per couple / Prix par paire / Prezzo per coppia

Plásticos para abrazaderas anti-vibración

Plastic for anti-vibration clamps

Plastiques pour colliers de fixation antivibratoire

Plastici per collari fissatubo anti-vibrazioni, serie pesante



DN	SERIE	GRUPO GROUP	Referencia Part n°
35	S	4	AMS403500
38	S	4	AMS403800

Precio por pareja / Price per couple / Prix par paire / Prezzo per coppia

Cuerpo abrazaderas Aluminio

Aluminium clamps body

Corps aluminium colliers

Corpo collari in alluminio

NEW



DN	GRUPO GROUP	Referencia Part n°
6	1	AMPP106L
8	1	AMPP108L
10	1	AMPP110L
12	1	AMPP112L
1/4"	1	AMPP113.2L
14	1	AMPP114L
15	1	AMPP115L
16	1	AMPP116L
3/8"	1	AMPP117.2L
18	1	AMPP118L
20	2	AMPP220L
1/2"	2	AMPP221.3L
22	2	AMPP222L
25	2	AMPP225L
3/4"	2	AMPP226.7L
28	2	AMPP228L
30	2	AMPP230L
30	3	AMPP330L
32	3	AMPP332L
1"	3	AMPP333.3L
35	3	AMPP335L
38	3	AMPP338L
40	3	AMPP340L
42	3	AMPP342L
38	4	AMPP438L
42-1" 1/4	4	AMPP442L
45	4	AMPP445L
48-1" 1/2	4	AMPP448L
50	4	AMPP450L
55	4	AMPP455L
2"	4	AMPP460.3L
65	4	AMPP465L
70	4	AMPP470L

Tornillo para serie pesada apilable

Screw to pile up heavy series

Vis à empiler série lourde

Vite per serie pesante impilabile



ROSCA THREAD	GRUPO GROUP	Referencia Part n°
M10	1	APVTA1
M10	2	APVTA2
M10	3	APVTA3
M12	4	APVTA4

ABRAZADERAS SERIE PESADA TRΔLE®

Clamps heavy Series - TrΔle®

Colliers Série lourde TrΔle®

Collari Serie pesante TrΔle®

Tornillos cabeza hexagonal, serie pesada

Hexagonal bolt, heavy series

Vis hexagonale, série lourde

Vite esagonale, serie pesante



ROSCA THREAD	GRUPO GROUP	Referencia Part n°
M10	1	AVTEP1
M10	2	AVTEP2
M10	3	AVTEP3
M12	4	AVTEP4

Chapas inferiores, serie pesada

Lower plate, heavy series

Plaques inférieures à souder, série lourde

Piastre inferiori, serie pesante



ROSCA THREAD	GRUPO GROUP	Referencia Part n°
M10	1	APINP1
M10	2	APINP2
M10	3	APINP3
M12	4	APINP4

Chapas superiores, serie pesada

Upper plate, heavy series

Plaques supérieures de protection, série lourde

Piastre superiori, serie pesante



GRUPO GROUP	Referencia Part n°
1	APSP1
2	APSP2
3	APSP3
4	APSP4

Chapa apilar Pesada







Heavy series plate to pile up

Plaque pour empiler série lourde

Piastra componibili, serie pesante



GRUPO GROUP	Referencia Part n°
1	APAP1
2	APAP2
3	APAP3
4	APAP4



ACCESORIOS ABRAZADERAS TRΔLE®

Accessories for clamps - TrΔle®

Accessoires colliers TrΔle®

Accessori per collari TrΔle®

Accesorios carril

Accessories for lane

Accessoires pour lane

Accessori per binario



ROSCA THREAD	TAMAÑO SIZE	DESCRIPCION DESCRIPTION	Referencia Part n.º
M6	--	RAIL NUT	TC6A
M8	--	RAIL NUT	TC8A
M10	--	RAIL NUT	TC10A
M12	--	RAIL NUT	TC12A
--	11x28	RAIL	TS11A
--	14x28	RAIL	TS14A
--	22x40	RAIL	TSP22

SERIE LIGERA <i>LIGHT SERIES</i>	 <p>GR 1...-8 TC6A</p>	 <p>11x28 TS11A</p>	 <p>14x28 TS14A</p>	
	SERIE DOBLE <i>DOUBLE SERIES</i>	 <p>GR 1 TC6A</p>	 <p>GR 2-3-4-5 TC8A</p>	 <p>11x28 TS11A</p>
SERIE PESADA <i>HEAVY SERIES</i>	 <p>GR 1-2-3 TC10A</p>	 <p>GR 4 TC12A</p>	 <p>22x40 TSP22</p>	

MÁQUINAS PARA PROCESAR EL TUBO RÍGIDO

Machines for processing rigid pipes
Machines pour travailler le tube rigide
Macchine per il trattamento del tubo rigido



FLUIDAL

MÁQUINAS PARA PROCESAR TUBO RÍGIDO 287

Machines for processing rigid pipes
Machines pour travailler le tube rigide
Macchine per il trattamento del tubo rigido

MÁQUINAS Y ACCESORIOS



Machines & Accessories

Machines et Accessoires

Machine e Accessori

S01

⚡ 0.18 Kw ⚙️ Ø 6-42 mm ⚖️ 30 kg

USFL/01 MAN

⚙️ 6 → 42 x 4 mm



DIN 2353 **JIC 37°**

USFL/01

⚙️ 6 → 42 x 4 mm ⚡ 0,75 Kw



DIN 2353 **JIC 37°**

M18 6-18

⚙️ 6 → 42 x 4 mm



Útiles incluidos
Included Tools

Manual bending machine
Dobladora manual

CMS42


⚙️ 6 → 42 x 4 mm



With tool-holder cabinet
Con soporte

C42

⚙️ 6 → 42 x 4 mm ⚡ 1.1 Kw



Electric bending machine with cabinet
Dobladora eléctrica con mueble

Útiles para las máquinas de doblado y montaje de racores · Pipe fittings for bending & assembly Machines

CUC42



Matrices de doblado
Bending tools

FT37



Matrices JIC 37°
Tools JIC 37°

BL


JIC 37°



Bloque BL JIC 37°
BL Block JIC 37°

PLT + SU

DIN 2353



Machos y matrices DIN 2353
Sockets & plates DIN 2353

CEN-MINI

⚡ 1.7 Kw max.
⚖️ 210 kg.






Mini Mini

Pequeño y económico
Small & inexpensive

CEN-JU

⚡ 4.6 Kw max.
⚙️ 300 kg.
⚙️ M3

⚡ 220 l/min.
AIR

Completo
Compleat

Con corte & aire comprimido
With cutting & compressed air

ADAPTADORES

Adaptors
Adapteurs
Adattatori



ENCHUFES RÁPIDOS

Quick-release couplings
Coupleurs rapides
Innesti rapidi



LLAVES DE PASO

Ball valves
Robinets
Rubinetti



DESVIADORES

Diverters
Déviateurs
Deviatori di flusso



RACORES GIRATORIOS

Swivel fittings
Raccords tournants
Raccordi girevoli



MULTIENCHUFES

Multi-way couplings
Multi-coupleur
Multinnesti rapidi



PROTECCIONES

Protections
Protections
Protezioni



FLUIDAL

ADAPTADORES

Adaptors
Adaptateurs
Adattatori



ADAPTADORES BSP , BSPT Y MÉTRICOS 296

Metric, BSP and BSPT Adaptors
Adaptateurs BSP, BSPT et Métrique
Adattatori BSP , BSPT e Metrico

ADAPTADORES NPT 313

NPT Adaptors
Adaptateurs NPT
Adattatori NPT

ADAPTADORES ORFS 316

ORFS Adaptors
Adaptateurs ORFS
Adattatori ORFS

ADAPTADORES BSP , BSPT Y MÉTRICOS

Metric, BSP and BSPT Adaptors
 Adapteurs BSP, BSPT et Métrique
 Adattatori BSP , BSPT e Metrico

Uniones rectas macho ▪ Straight adaptors male ▪ Adapteur droit mâle-mâle ▪ Adattatori diritti maschio




Uniones rectas macho-hembra ▪ Adaptors male-female ▪ Adapteur mâle-femelle ▪ Adattatori diritti maschio-femmina



Tapones ▪ Plugs & Caps ▪ Bouchons adapteur ▪ Tappi



Uniones hembra y pasatabiques ▪ Adaptors female and bulkheads ▪ Unions femelle et passe cloison ▪ Adattatori femmina e passaparete



Orientables ▪ Banjos ▪ Adapteurs banjo ▪ Adattatori a occhio



Soldables ▪ Weldable adaptors ▪ Adapteurs à souder ▪ Adattatori a saldare



Codos accesorias (tubo) ▪ Accessorial elbows ▪ Adapteurs coudes ▪ Adattatori a 90° tubolari



ADAPTADORES BSP , BSPT Y MÉTRICOS

Metric, BSP and BSPT Adaptors
Adaptateurs BSP, BSPT et Métrique
Adattatori BSP , BSPT e Metrico

Codos en forja ▪ Forging elbows ▪ Adaptateurs coudes en forge ▪ Adattatori a 90° forgiati



Te en forja y cruz ▪ Forging Tees and croos ▪ Adaptateurs Tés en forge et des croix ▪ Adattatori a T forgiati e croce



Codos, Te en bloque (cuadrado) y cruz ▪ Square elbows, Tees and cross ▪ Adaptateurs coudes. Tés en bloque et des croix ▪ Adattatori a 90°, T da quadro senza saldatura e croce



Juntas metal Buna y arandelas ▪ Bonded seals ▪ Bague BS ▪ Rondelle e rondelle Bonded



ADAPTADORES NPT

NPT Adaptors
Adapteurs NPT
Adattatori NPT

Uniones rectas macho-macho ▪ Straight adaptors male ▪ Unions mâle ▪ Adattatori diritti maschio - maschio



A1015

A1015

Uniones rectas macho-hembra ▪ Adaptors male-female ▪ Unions mâle-femelle ▪ Adattatori diritti maschio - femmina



N1170

N1060

Uniones hembra ▪ Adaptors female ▪ Unions femelle ▪ Adattatori femmina



N10310

Tapones ▪ Plugs & Caps ▪ Bouchons ▪ Tappi



N1072

N1071

N1070

Codos en forja ▪ Forging elbows ▪ Adapteurs coude en forge ▪ Adattatori a 90° e 45° forgiati



N1196

N1190

N1193

N1196

N1393

N1198

Tes en forja ▪ Forging tees ▪ Adapteurs Té en forge ▪ Adattatori a T forgiati



N1220

N1226

ADAPTADORES ORFS

ORFS Adaptors
Adapteurs ORFS
Adattatori ORFS

ORFS Rectos ▪ Straight ORFS ▪ ORFS Droits ▪ Raccordi diritti ORFS



Codos 45° ORFS ▪ ORFS 45° Elbows ▪ Coude 45° ORFS ▪ Raccordi a 45° ORFS



Codos 90° ORFS ▪ ORFS 90° Elbows ▪ Coude 90° ORFS ▪ Raccordi a 90° ORFS



Te ORFS ▪ ORFS Tees ▪ Tés ORFS ▪ Raccordi a T ORFS



ADAPTADORES BSP, BSPT Y MÉTRICOS


Metric, BSP and BSPT Adaptors
Adaptateurs BSP, BSPT et Métrique
Adattatori BSP, BSPT e Metrico

Adaptador macho-macho BSP (60°)

Adaptor BSP male-BSP male (60°)

Adaptateur mâle BSP x mâle BSP (60°)

Nipples di giunzione BSP (60°)



ROSCA THREAD		Referencia Part n°
1/8" BSP	1/8" BSP	A101002
1/4" BSP	1/4" BSP	A101004
1/4" BSP	1/4" BSP	A101004H19
3/8" BSP	3/8" BSP	A101006
1/2" BSP	1/2" BSP	A101008
5/8" BSP	5/8" BSP	A101010
3/4" BSP	3/4" BSP	A101012
1" BSP	1" BSP	A101016
1"1/4 BSP	1"1/4 BSP	A101020
1"1/2 BSP	1"1/2 BSP	A101024
2" BSP	2" BSP	A101032
2" 1/2 BSP	2" 1/2 BSP	A101040
3" BSP	3" BSP	A101048

Reductor macho-macho BSP (60°)

Reducer adaptor BSP male-BSP male (60°)

Reducteur mâle BSP x mâle BSP (60°)

Nipples di riduzione BSP (60°)




ROSCA THREAD		Referencia Part n°
1/8" BSP	1/4" BSP	A10200204
1/8" BSP	3/8" BSP	A10200206
1/4" BSP	3/8" BSP	A10200406
1/4" BSP	1/2" BSP	A10200408
3/8" BSP	1/2" BSP	A10200608
3/8" BSP	3/4" BSP	A10200612
1/2" BSP	3/4" BSP	A10200812
1/2" BSP	1" BSP	A10200816
5/8" BSP	1/2" BSP	A10201008
5/8" BSP	3/4" BSP	A10201012
3/4" BSP	1" BSP	A10201216
3/4" BSP	1"1/4 BSP	A10201220
1" BSP	1"1/4 BSP	A10201620
1" BSP	1"1/2 BSP	A10201624
1"1/4 BSP	1"1/2 BSP	A10202024
1"1/4 BSP	2" BSP	A10202032
1"1/2 BSP	2" BSP	A10202432
2" BSP	2" 1/2 BSP	A10203240
2" BSP	3" BSP	A10203248
2" 1/2 BSP	3" BSP	A10204048

Adaptador macho-macho BSP (60°) WD

Adaptor male BSP 60° - male BSP 60° ED

Adaptateur mâle BSP - mâle BSP cone 60°

Nipples di giunzione BSP 60° con guarnizione



ROSCA THREAD		Referencia Part n°
1/4" BSP	1/4" BSP	A101004WD
3/8" BSP	3/8" BSP	A101006WD
1/2" BSP	1/2" BSP	A101008WD
3/4" BSP	3/4" BSP	A101012WD
1" BSP	1" BSP	A101016WD


Reductor macho-macho BSP (60°) WD

Reducer male adaptor BSP 60° - male BSP 60° ED

Réducteur mâle BSP - mâle BSP cone 60° WD

Nipples di riduzione BSP 60° con guarnizione

NEW




ROSCA THREAD		Referencia Part n°
1/4" BSP	3/8" BSP	A10200406WD
1/4" BSP	3/8" BSP	A10200408WD
3/8" BSP	1/2" BSP	A10200608WD
1/2" BSP	3/4" BSP	A10200812WD
3/4" BSP	1" BSP	A10201216WD

Adaptador macho BSP (60°) - macho NPT

Adaptor BSP male (60°)-NPT male

Adaptateur mâle BSP (60°) x mâle briggs (NPT)

Nipples di congiunzione BSP (60°) - NPT




ROSCA THREAD		Referencia Part n°
1/8" BSP	1/8" NPT	S101402
1/4" BSP	1/4" NPT	S101404
3/8" BSP	3/8" NPT	S101406
1/2" BSP	1/2" NPT	S101408
3/4" BSP	3/4" NPT	S101412
1" BSP	1" NPT	S101416
1"1/4 BSP	1"1/4 NPT	S101420
1"1/2 BSP	1"1/2 NPT	S101424
2" BSP	2" NPT	S101432

Adaptador macho BSP (60°) - macho BSPT

Adaptor BSP male- 60° BSPT male

Adaptateur mâle BSP (60°) x mâle gaz conique (BSPT)

Nipples di congiunzione BSP (60°) - BSPT



ROSCA THREAD		Referencia Part n°
1/8" BSP	1/8" BSPT	S101202
1/4" BSP	1/4" BSPT	S101204
3/8" BSP	3/8" BSPT	S101206
1/2" BSP	1/2" BSPT	S101208
3/4" BSP	3/4" BSPT	S101212
1" BSP	1" BSPT	S101216
1"1/4 BSP	1"1/4 BSPT	S101220
1"1/2 BSP	1"1/2 BSPT	S101224
2" BSP	2" BSPT	S101232

ADAPTADORES BSP , BSPT Y MÉTRICOS


Metric, BSP and BSPT Adaptors
Adaptateurs BSP, BSPT et Métrique
Adattatori BSP , BSPT e Metrico

Reductor macho BSP (60°) - macho BSPT

Reducer adaptor BSP male (60°)-BSPT male

Reducteur mâle BSP (60°) x mâle gaz conique (BSPT)

Niples di riduzione BSP (60°) - BSPT



ROSCA THREAD		Referencia Part n°
1/4" BSP	3/8" BSPT	A10220406
3/8" BSP	1/2" BSPT	A10220608
3/8" BSP	3/4" BSPT	A10220612
1/2" BSP	1/4" BSPT	A10220804
1/2" BSP	3/4" BSPT	A10220812
3/4" BSP	1" BSPT	A10221216
1" 1/4 BSP	1" BSPT	A10222016
1" 1/2 BSP	2" BSPT	A10222432

Reductor macho BSP (60°) - macho NPT

Reducer adaptor BSP male (60°)-NPT male

Reducteur mâle BSP (60°) x mâle briggs (NPT)

Niples di riduzione BSP (60°) - NPT




ROSCA THREAD		Referencia Part n°
1/4" BSP	1/8" NPT	A10240402
1/4" BSP	3/8" NPT	A10240406
1/4" BSP	1/2" NPT	A10240408
3/8" BSP	1/2" NPT	A10240608
1/2" BSP	3/8" NPT	A10240806
1/2" BSP	3/4" NPT	A10240812
3/4" BSP	1/2" NPT	A10241208
3/4" BSP	1" NPT	A10241216

Adaptador macho-macho BSPT

Adaptor BPST male-BSPT male

Adaptateur mâle gaz conique (BSPT) x mâle gaz conique (BSPT)

Niples di congiunzione BSPT



ROSCA THREAD		Referencia Part n°
1/4" BSPT	1/4" BSPT	A10160404
3/8" BSPT	3/8" BSPT	A10160606
1/2" BSPT	1/2" BSPT	A10160808
3/4" BSPT	3/4" BSPT	A10161212
1" BSPT	1" BSPT	A10161616

Adaptador macho-macho Métrico (60°)

Adaptor Metric male-male (60°)

Adaptateur mâle DIN x mâle DIN Métrique (60°)

Niples di giunzione Metrico (60°)



ROSCA THREAD		Referencia Part n°
M12x1.5	M12x1.5	S101612
M14x1.5	M14x1.5	S101614
M16x1.5	M16x1.5	S101616
M18x1.5	M18x1.5	S101618
M22x1.5	M22x1.5	S101622
M26x1.5	M26x1.5	S101626


Adaptador macho BSP (60°) - macho métrico

Adaptor BSP male (60°) - metric male

Adaptateur mâle BSP (60°) x mâle briggs (métrique)

Niples di congiunzione BSP (60°) - metrica

NEW



ROSCA THREAD		Referencia Part n°
1/8" BSP	M10X1	S10180210
1/8" BSP	M12X1.5	S10180212
1/4" BSP	M14X1.5	S10180414
1/4" BSP	M16X1.5	S10180416
3/8" BSP	M16X1.5	S10180616
3/8" BSP	M18X1.5	S10180618
1/2" BSP	M18X1.5	S10180818
1/2" BSP	M22X1.5	S10180822
3/4" BSP	M22X1.5	S10181222
3/4" BSP	M27X2	S10181227
1" BSP	M27X2	S10181627
1" 1/4 BSP	M42X2	S10182042
1" 1/2 BSP	M48X2	S10182448

ADAPTADORES BSP , BSPT Y MÉTRICOS

Metric, BSP and BSPT Adaptors
Adaptateurs BSP, BSPT et Métrique
Adattatori BSP , BSPT e Metrico

Adap. macho - hembra giratoria BSP (60°)

Adaptor BSP male-BSP swivel female (60°)

Adaptateur mâle BSP x femelle tournante BSP (60°)

Nipples maschio-femmina girevole BSP (60°)



ROSCA THREAD		Referencia Part n°
1/8" BSP	1/8" BSP	A117002
1/4" BSP	1/4" BSP	A117004
3/8" BSP	3/8" BSP	A117006
1/2" BSP	1/2" BSP	A117008
3/4" BSP	3/4" BSP	A117012
1" BSP	1" BSP	A117016
1"1/4 BSP	1"1/4 BSP	A117020
1"1/2 BSP	1"1/2 BSP	A117024
2" BSP	2" BSP	A117032

Reductor macho - hembra giratoria BSP (60°)

Reducer BSP male-BSP swivel female (60°)

Reducteur mâle BSP x femelle tournante BSP (60°)

Nipples di riduzione maschio-femmina girevole BSP (60°)




ROSCA (M) THREAD (M)	ROSCA (H) THREAD (F)	Referencia Part n°
1/8" BSP	1/4" BSP	A11730204
1/4" BSP	1/8" BSP	A11730402
1" BSP	3/4" BSP	A11731612
1/4" BSP	3/8" BSP	A11730406
3/8" BSP	1/4" BSP	A11730604
3/8" BSP	1/2" BSP	A11730608
1/2" BSP	3/8" BSP	A11730806
1/2" BSP	3/4" BSP	A11730812
3/4" BSP	1/2" BSP	A11731208
3/4" BSP	1" BSP	A11731216
3/4" BSP	1"1/4 BSP	A11731220
1" BSP	1"1/4 BSP	A11731620
1"1/4 BSP	1"1/2 BSP	A11732024
1"1/2 BSP	2" BSP	A11732432

Prolongador macho (60°) - hembra fija BSP

Adaptor BSP male (60°) - BSP fixed female

Prolongateur mâle BSP (60°) x femelle gaz fixe

Prolunga maschio (60°) - femmina BSP




ROSCA THREAD		Referencia Part n°
1/8" BSP	1/8" BSP	A105002
1/8" BSP	1/8" BSP	A105002L38
1/4" BSP	1/4" BSP	A105004
1/4" BSP	1/4" BSP	A105004L46
1/4" BSP	1/4" BSP	A105004L56
3/8" BSP	3/8" BSP	A105006
3/8" BSP	3/8" BSP	A105006L44
3/8" BSP	3/8" BSP	A105006L54
1/2" BSP	1/2" BSP	A105008
1/2" BSP	1/2" BSP	A105008L50
1/2" BSP	1/2" BSP	A105008L60
3/4" BSP	3/4" BSP	A105012
3/4" BSP	3/4" BSP	A105012L72
1" BSP	1" BSP	A105016
1" BSP	1" BSP	A105016L84
1"1/4 BSP	1"1/4 BSP	A105020
1"1/4 BSP	1"1/4 BSP	A105020L92
1"1/2 BSP	1"1/2 BSP	A105024
1"1/2 BSP	1"1/2 BSP	A105024L100
2" BSP	2" BSP	A105032
2" BSP	2" BSP	A105032L100

Reductor macho BSP (60°) - hembra fija Métrica

Reducer adaptor BSP male (60°) - Metric fixed female

Reducteur mâle BSP (60°) x femelle fixe Métrique

Nipples di riduzione maschio BSP (60°)-femmina fissa Metrica



ROSCA THREAD		Referencia Part n°
3/8" BSP	M14x1.5	S10610614
3/8" BSP	M18x1.5	S10610618
1/2" BSP	M18x1.5	S10610818
1/2" BSP	M22x1.5	S10610822

Reductor macho métrico (60°) - hembra fija BSP

Reducer adaptor Metric male - BSP fixed female

Reducteur mâle Métrique (60°) x femelle fixe gaz

Nipples di riduzione maschio Metrico (60°)-femmina fissa BSP



ROSCA THREAD		Referencia Part n°
M18x1.5	1/4" BSP	S10621804
M18x1.5	3/8" BSP	S10621806
M18x1.5	1/2" BSP	S10621808

ADAPTADORES BSP, BSPT Y MÉTRICOS


Metric, BSP and BSPT Adaptors
Adaptateurs BSP, BSPT et Métrique
Adattatori BSP, BSPT e Metrico

Adap. hembra giratoria - hembra giratoria BSP (60°)

Adaptor BSP swivel female - BSP swivel female (60°)

Adaptateur femelle tournante BSP x femelle tournante BSP (60°)

Nipples feminas-femmina girevole BSP (60°)




ROSCA THREAD	ROSCA THREAD	Referencia Part n°
1/4" BSP	1/4" BSP	A117204
3/8" BSP	3/8" BSP	A117206
1/2" BSP	1/2" BSP	A117208
3/4" BSP	3/4" BSP	A117212
1" BSP	1" BSP	A117216
1"1/4 BSP	1"1/4 BSP	A117220
1"1/2 BSP	1"1/2 BSP	A117224
2" BSP	2" BSP	A117232

Reductor macho BSP (60°) - hembra fija BSP

Reducer adaptor BSP male (60°) - BSP fixed female

Prolongateur reducteur mâle BSP (60°) x femelle gaz fixe

Prolunga di riduzione maschio (60°) - femmina BSP



ROSCA (M) THREAD (M)	ROSCA (H) THREAD (F)	Referencia Part n°
1/8" BSP	1/4" BSP	A10600204
1/8" BSP	3/8" BSP	A10600206
1/4" BSP	1/8" BSP	A10600402
1/4" BSP	3/8" BSP	A10600406
1/4" BSP	1/2" BSP	A10600408
3/8" BSP	1/8" BSP	A10600602
3/8" BSP	1/4" BSP	A10600604
3/8" BSP	1/2" BSP	A10600608
3/8" BSP	3/4" BSP	A10600612
1/2" BSP	1/4" BSP	A10600804
1/2" BSP	3/8" BSP	A10600806
1/2" BSP	3/4" BSP	A10600812
1/2" BSP	1" BSP	A10600816
3/4" BSP	3/8" BSP	A10601206
3/4" BSP	1/2" BSP	A10601208
3/4" BSP	1" BSP	A10601216
3/4" BSP	1"1/4 BSP	A10601220
1" BSP	1/2" BSP	A10601608
1" BSP	3/4" BSP	A10601612
1" BSP	1"1/4 BSP	A10601620
1"1/4 BSP	1" BSP	A10602016
1"1/4 BSP	1"1/2 BSP	A10602024
1"1/2 BSP	1"1/4 BSP	A10602420
1"1/2 BSP	H 2" BSP	A10602432

Tapón reductor macho (60°) - hembra fija BSP

Reducer plug BSP male (60°) - BSP fixed female

Bouchon reducteur mâle BSP (60°) x femelle gaz fixe

Tappo di riduzione maschio (60°) - femmina BSP



ROSCA (M) THREAD (M)	ROSCA (H) THREAD (F)	Referencia Part n°
1/4" BSP	1/8" BSP	A11500402
3/8" BSP	1/8" BSP	A11500602
3/8" BSP	1/4" BSP	A11500604
1/2" BSP	1/4" BSP	A11500804
1/2" BSP	3/8" BSP	A11500806
3/4" BSP	3/8" BSP	A11501206
3/4" BSP	1/2" BSP	A11501208
1" BSP	1/2" BSP	A11501608
1" BSP	3/4" BSP	A11501612
1"1/4 BSP	3/4" BSP	A11502012
1"1/4 BSP	1" BSP	A11502016
1"1/2 BSP	1"1/4 BSP	A11502420
2" BSP	1"1/4 BSP	A11503220
2" BSP	1"1/2 BSP	A11503224

Adaptador macho BSPT - hembra giratoria BSP (60°)

Adaptor BSPT male - BSP swivel female (60°)

Adaptateur mâle BSPT - femelle tournante BSP (60°)

Nipples maschio BSPT - femmina girevole BSP (60°)



ROSCA THREAD	ROSCA THREAD	Referencia Part n°
1/4" BSPT	1/4" BSP	A11710404
3/8" BSPT	3/8" BSP	A11710606
1/2" BSPT	1/2" BSP	A11710808
3/4" BSPT	3/4" BSP	A11711212
1" BSPT	1" BSP	A11711616

Adaptador macho BSP (60°) - Hembra Fija NPT

Adaptor BSP male (60°) - NPT fixed female

Adaptateur mâle BSP (60°) x femelle fixe NPT

Nipples di riduzione maschio (60°) - femmina NPT



ROSCA THREAD	ROSCA THREAD	Referencia Part n°
1/4" BSP	1/4" NPT	A107404
3/8" BSP	3/8" NPT	A107406
1/2" BSP	1/2" NPT	A107408
3/4" BSP	3/4" NPT	A107412
1" BSP	1" NPT	A107416

ADAPTADORES BSP , BSPT Y MÉTRICOS

Metric, BSP and BSPT Adaptors
Adaptateurs BSP, BSPT et Métrique
Adattatori BSP , BSPT e Metrico

Tapón hembra hexagonal rosca BSP

BSP fixed cap

Bouchon femelle gaz

Tappo femmina fissa BSP



ROSCA THREAD	Referencia Part n°
1/8" BSP	A107202
1/4" BSP	A107204
3/8" BSP	A107206
1/2" BSP	A107208
3/4" BSP	A107212
1" BSP	A107216
1"1/4 BSP	A107220
1"1/2 BSP	A107224
2" BSP	A107232

Tapón macho hexagonal rosca BSP (60°)

BSP hexagonal male plug (60°)

Bouchon mâle BSP (60°)

Tappo maschio esagonale BSP (60°)



ROSCA THREAD	Referencia Part n°
1/8" BSP	A107002
1/4" BSP	A107004
1/4" BSP	A107004H19
3/8" BSP	A107006
1/2" BSP	A107008
5/8" BSP	A107010
3/4" BSP	A107012
1" BSP	A107016
1"1/4 BSP	A107020
1"1/2 BSP	A107024
2" BSP	A107032

Tapón macho hexagonal rosca BSP macizo

BSP solid male cap

Bouchon mâle BSP plein

Spina esagonale BSP solida



NEW

ROSCA THREAD	Referencia Part n°
1/8" BSP	A107602*
3/8" BSP	A107606
1/2" BSP	A107608
3/4" BSP	A107612
1" BSP	A107616
1"1/4 BSP	A107620
2" BSP	A107632

*Hasta fin de existencias / Until end of stock / Jusqu'à la fin du stock / Fino ad esaurimento

Tapón hembra giratoria BSP (60°)

BSP swivel female cap (60°)

Bouchon femelle tournante BSP (60°)

Tappo femmina girevole BSP (60°)



ROSCA THREAD	Referencia Part n°
1/4" BSP	A107504
3/8" BSP	A107506
1/2" BSP	A107508
3/4" BSP	A107512
1" BSP	A107516
1"1/4 BSP	A107520
1"1/2 BSP	A107524
2" BSP	A107532

Tapón macho hexagonal rosca Métrica

Metric hexagonal male plug

Bouchon mâle Métrique

Tappo maschio esagonale Metrico



ROSCA THREAD	Referencia Part n°
M10x1	A10731001
M12x1.5	A10731215
M14x1.5	A10731415
M16x1.5	A10731615
M18x1.5	A10731815
M20x1.5	A10732015
M22x1.5	A10732215

Tapón Allen BSPT sin cabeza

BSPT blanking plug

Bouchon Allen BSPT

Tappo conico BSPT



ROSCA THREAD	Referencia Part n°
1/8" BSPT	A107102
1/4" BSPT	A107104
3/8" BSPT	A107106
1/2" BSPT	A107108
3/4" BSPT	A107112
1" BSPT	A107116

ADAPTADORES BSP , BSPT Y MÉTRICOS

Metric, BSP and BSPT Adaptors
Adaptateurs BSP, BSPT et Métrique
Adattatori BSP , BSPT e Metrico

Manguito roscado hembra BSP redondo soldable

Welding adaptor BSP female fixed-BSP female fixed

Manchon femelle à souder gaz x femelle gaz ronde

Manicotto femmina - femmina a saldare BSP



ROSCA THREAD	Referencia Part n°
1/8" BSP	A131002
1/4" BSP	A131004
3/8" BSP	A131006
1/2" BSP	A131008
3/4" BSP	A131012
1" BSP	A131016
1"1/4 BSP	A131020
1"1/2 BSP	A131024
2" BSP	A131032

Manguito roscado hembra BSP hexagonal

Hexagonal adaptor BSP fixed female-BSP fixed female

Manchon femelle gaz x femelle gaz hexagonal

Prolunga esagonale femmina-femmina BSP




ROSCA THREAD	Referencia Part n°
1/4" BSP	S1031004
3/8" BSP	S1031006
1/2" BSP	S1031008
3/4" BSP	S1031012
1" BSP	S1031016
1"1/4 BSP	S1031020
1"1/2 BSP	S1031024

Manguito reducción roscado hembra BSP hexagonal

Hexagonal reducer BSP fixed female-BSP fixed female

Reducteur femelle gaz x femelle gaz hexagonal

Prolunga esagonale di riduzione femmina-femmina BSP



ROSCA THREAD	Referencia Part n°
3/8" BSP	1/4" BSP S10310604
1/2" BSP	1/4" BSP S10310804
1/2" BSP	3/8" BSP S10310806
3/4" BSP	1/2" BSP S10311208
1" BSP	3/4" BSP S10311612

Pasatabiques sin tuerca BSP cono 60°

Straight bulkhead adaptor without nuts (60°)

Passe-cloison mâle BSP x mâle BSP sans équiper (60°)

Niples passaparete BSP senza dadi (60°)



ROSCA THREAD	Referencia Part n°
1/4" BSP	1/4" BSP A116004
3/8" BSP	3/8" BSP A116006
1/2" BSP	1/2" BSP A116008
3/4" BSP	3/4" BSP A116012
1" BSP	1" BSP A116016
1"1/4 BSP	1"1/4 BSP A116020
1"1/2 BSP	1"1/2 BSP A116024

Tuerca pasatabiques BSP

Counter nut for bulkhead screw-joints

Contre-écrou passe-cloison gaz

Controdado per passaparete BSP



ROSCA THREAD	Referencia Part n°
1/8" BSP	A127202
1/4" BSP	A127204
3/8" BSP	A127206
1/2" BSP	A127208
3/4" BSP	A127212
1" BSP	A127216
1" 1/4 BSP	A127220
1" 1/2 BSP	A127224

Pasatabiques con tuerca BSP cono 60°

Straight bulkhead adaptor with nut (60°)

Passe-cloison mâle BSP x mâle BSP avec équiper (60°)

Niples passaparete BSP con dadi (60°)

NEW



ROSCA THREAD	Referencia Part n°
1/4" BSP	1/4" BSP A116204
3/8" BSP	3/8" BSP A116206
1/2" BSP	1/2" BSP A116208
3/4" BSP	3/4" BSP A116212
1" BSP	1" BSP A116216
1"1/4 BSP	1"1/4 BSP A116220
1"1/2 BSP	1"1/2 BSP A116224

ADAPTADORES BSP , BSPT Y MÉTRICOS


Metric, BSP and BSPT Adaptors
Adaptateurs BSP, BSPT et Métrique
Adattatori BSP , BSPT e Metrico

Tornillo orientable simple BSP

BSP Bolt for banjo

Vis creuse simple pour banjo filetage gaz

Bullone forato BSP




ROSCA THREAD	Referencia Part n°
1/8" BSP	A109002
1/4" BSP	A109004
3/8" BSP	A109006
1/2" BSP	A109008
5/8" BSP	A109010
3/4" BSP	A109012
1" BSP	A109016
1"1/4 BSP	A109020

Tornillo orientable doble BSP

BSP Double bolt for banjo

Vis creuse double pour banjo filetage gaz

Bullone forato doppio BSP



ROSCA THREAD	Referencia Part n°
1/4" BSP	A109404
3/8" BSP	A109406
1/2" BSP	A109408
3/4" BSP	A109412
1" BSP	A109416

Tornillo orientable prolongado BSP

BSP Extended bolt for banjo

Vis creuse simple prolongée pour banjo

Bullone forato prolungato BSP



ROSCA THREAD	Referencia Part n°
1/4" BSP	A109204
3/8" BSP	A109206
1/2" BSP	A109208
3/4" BSP	A109212
1" BSP	A109216

Tornillo orientable reductor BSP

BSP Reducer bolt for banjo

Vis creuse simple reduite pour banjo x mâle BSP

Bullone forato di riduzione BSP



ROSCA THREAD	Referencia Part n°
1/4" BSP	A10930406
3/8" BSP	A10930608
1/2" BSP	A10930812
3/4" BSP	A10931216

Tornillo orientable simple rosca Métrica

Metric bolt for banjo

Vis creuse simple pour banjo filetage Métrique

Bullone forato Metrico



ROSCA THREAD	Referencia Part n°
M8x1	S109208
M10x1	S109210
M12x1.5	S109212
M14x1.5	S109214
M16x1.5	S109216
M18x1.5	S109218
M22x1.5	S109222
M26x1.5	S109226
M30x1.5	S109230

Tornillo orientable doble rosca Métrica

Metric double bolt for banjo

Vis creuse double pour banjo filetage Métrique

Bullone forato doppio Metrico



ROSCA THREAD	Referencia Part n°
M8x1	A10960801
M10x1	A10961001
M12x1.5	A10961215
M14x1.5	A10961415
M18x1.5	A10961815

Esférico BSP - macho BSP (60°)

BSP Banjo-BSP male (60°)

Banjo passage gaz x mâle BSP (60°)

Adattatore ad occhio filettato BSP



ROSCA THREAD	Ø	Referencia Part n°
1/8" BSP	1/8"	A114002
1/4" BSP	1/4"	A114004
3/8" BSP	3/8"	A114006
1/2" BSP	1/2"	A114008
3/4" BSP	3/4"	A114012
1" BSP	1"	A114016

Esférico BSP con alargadera-macho BSP (60°)

BSP Banjo with extension-BSP male 60°

Banjo prolongé passage gaz x mâle BSP 60°

Adattatore ad occhio con prolunga maschio 60°



ROSCA THREAD	Ø	Referencia Part n°
3/8" BSP	3/8"	A111206
1/2" BSP	3/8"	A11120608
1/2" BSP	1/2"	A111208

ADAPTADORES BSP , BSPT Y MÉTRICOS

Metric, BSP and BSPT Adaptors
Adaptateurs BSP, BSPT et Métrique
Adattatori BSP , BSPT e Metrico

Esférico BSP con alargadera-hembra giratoria BSP

BSP Banjo with extension-BSP swivel female

Banjo prolongé passage gaz femelle tournante

Adattatore ad occhio con prolunga femmina girevole



ROSCA THREAD	Ø	Referencia Part n°
1/2" BSP	1/2"	A111108

Esférico BSP con alargadera-hembra fija BSP

BSP Banjo with extension-BSP fixed female

Banjo prolongé passage gaz x femelle fixe BSP

Adattatore ad occhio con prolunga femmina fissa



ROSCA THREAD	Ø	Referencia Part n°
3/8" BSP	3/8"	A111306
1/2" BSP	1/2"	A111308

Empalme liso soldable rosca BSP (60°)

Welding union BSP male (60°)

Embout mâle lisse à souder gaz cyl BSP (60°)

Mezzo nipples tondo a saldare BSP



ROSCA THREAD	Referencia Part n°
1/8" BSP	A129002
1/4" BSP	A129004
3/8" BSP	A129006
1/2" BSP	A129008
3/4" BSP	A129012
1" BSP	A129016
1"1/4 BSP	A129020
1"1/2 BSP	A129024
2" BSP	A129032

Racor macho BSP (60°) soldable exterior

Welding adaptor BSP male (60°) (external welding)

Mamelon BSP hexagone à souder extérieur bw (60°)

Raccordo maschio BSP a saldare di testa



ROSCA THREAD	Referencia Part n°
1/8" BSP	A103002
1/4" BSP	A103004
3/8" BSP	A103006
1/2" BSP	A103008
3/4" BSP	A103012
1" BSP	A103016
1"1/4 BSP	A103020
1"1/2 BSP	A103024
2" BSP	A103032

Racor macho BSP (60°) soldable interior

Welding adaptor BSP male (60°) (internal welding)

Mamelon BSP hexagone à souder intérieur sw (60°)

Raccordo maschio BSP a saldare di tasca



ROSCA THREAD	Referencia Part n°
1/8" BSP	A103102
1/4" BSP	A103104
3/8" BSP	A103106
1/2" BSP	A103108
3/4" BSP	A103112
1" BSP	A103116
1"1/4 BSP	A103120
1"1/2 BSP	A103124
2" BSP	A103132

Esférico BSP soldable exterior

BSP Banjo external welding

Banjo passage gaz à souder extérieur (bw)

Raccordo a occhio BSP a saldare



ROSCA THREAD	Ø	Referencia Part n°
1/8" BSP	1/8"	A114102
1/4" BSP	1/4"	A114104
3/8" BSP	3/8"	A114106
1/2" BSP	1/2"	A114108
3/4" BSP	3/4"	A114112
1" BSP	1"	A114116

Soldables para cilindros

Welding nipples for cylinders

Raccords à souder pour verins

Borchia a saldare femmina-femmina



ROSCA THREAD	Referencia Part n°
1/4" BSP	A13110400000
3/8" BSP	A13110600000
1/2" BSP	A13110800000
3/4" BSP	A13111200000

ADAPTADORES BSP , BSPT Y MÉTRICOS

Metric, BSP and BSPT Adaptors
 Adapteurs BSP, BSPT et Métrique
 Adattatori BSP , BSPT e Metrico

Codo 90° macho-hembra giratoria BSP (60°)

90° Elbow BSP swivel female-male

Adapteur coude 90° mâle BSP x femelle tournante
 BSP (60°)

Curva 90° maschio-femmina girevole BSP 60°



ROSCA THREAD		Referencia Part.nº
1/4" BSP	1/4" BSP	A119404
3/8" BSP	3/8" BSP	A119406
1/2" BSP	1/2" BSP	A119408
3/4" BSP	3/4" BSP	A119412
1" BSP	1" BSP	A119416
1" 1/4 BSP	1" 1/4 BSP	A119420
1" 1/2 BSP	1" 1/2 BSP	A119424
2" BSP	2" BSP	A119432

Codo 90° hembra giratoria-hembra giratoria BSP (60°)

90° Elbow BSP swivel female-BSP swivel female

Adapteur coude 90° femelle tournante BSP x
 femelle tournante BSP (60°)

Curva 90° femmina-femmina girevole BSP 60°



ROSCA THREAD		Referencia Part.nº
1/4" BSP	1/4" BSP	A119604
3/8" BSP	3/8" BSP	A119606
1/2" BSP	1/2" BSP	A119608
3/4" BSP	3/4" BSP	A119612
1" BSP	1" BSP	A119616
1" 1/4 BSP	1" 1/4 BSP	A119620
1" 1/2 BSP	1" 1/2 BSP	A119624
2" BSP	2" BSP	A119632

Codo 45° macho-hembra giratoria BSP (60°)

45° Elbow BSP swivel female-male

Adapteur coude 45° mâle BSP x femelle tournante
 BSP (60°)

Curva 45° maschio-femmina girevole BSP 60°



ROSCA THREAD		Referencia Part.nº
1/4" BSP	1/4" BSP	A119504
3/8" BSP	3/8" BSP	A119506
1/2" BSP	1/2" BSP	A119508
3/4" BSP	3/4" BSP	A119512
1" BSP	1" BSP	A119516
1" 1/4 BSP	1" 1/4 BSP	A119520
1" 1/2 BSP	1" 1/2 BSP	A119524
2" BSP	2" BSP	A119532

ADAPTADORES BSP , BSPT Y MÉTRICOS

Metric, BSP and BSPT Adaptors
Adaptateurs BSP, BSPT et Métrique
Adattatori BSP , BSPT e Metrico

Codo 90° macho-macho BSP (60°) forja

90° Elbow BSP male (60°)-BSP male (60°) forge

Adaptateur coude 90° mâle BSP x mâle BSP (60°) forge

Adattatore a 90° maschio-maschio BSP (60°) forgiato



ROSCA THREAD	Referencia Part n°
1/8" BSP	1/8" BSP S119002
1/4" BSP	1/4" BSP S119004
3/8" BSP	3/8" BSP S119006
1/2" BSP	1/2" BSP S119008
3/4" BSP	3/4" BSP S119012
1" BSP	1" BSP S119016
1" 1/4 BSP	1" 1/4 BSP S119020
1" 1/2 BSP	1" 1/2 BSP S119024
2" BSP	2" BSP S119032

Codo 90° macho BSP (60°) -macho BSPT forja

90° Elbow BSP male (60°)-BSPT male forge

Adaptateur coude 90° mâle BSP x mâle gaz conique (BSPT) (60°) forge

Adattatore a 90° maschio BSP (60°) - maschio BSPT forgiato



ROSCA THREAD	Referencia Part n°
1/8" BSP	1/8" BSPT S119202
1/4" BSP	1/4" BSPT S119204
3/8" BSP	3/8" BSPT S119206
1/2" BSP	1/2" BSPT S119208
3/4" BSP	3/4" BSPT S119212
1" BSP	1" BSPT S119216
1" 1/4 BSP	1" 1/4 BSPT S119220
1" 1/2 BSP	1" 1/2 BSPT S119224
2" BSP	2" BSPT S119232

Codo 90° macho-macho BSPT forja

90° Elbow BSPT male-BSPT male forge

Adaptateur coude 90° mâle gaz conique (BSPT) x mâle gaz conique (BSPT) forge

Adattatore a 90° maschio-maschio BSPT forgiato



ROSCA THREAD	Referencia Part n°
1/4" BSPT	1/4" BSPT S119504
3/8" BSPT	3/8" BSPT S119506
1/2" BSPT	1/2" BSPT S119508
3/4" BSPT	3/4" BSPT S119512
1" BSPT	1" BSPT S119516

Codo 90° Macho BSP (60°) - Macho NPT (60°)

90° Elbow BSP adaptor male (60°) - NPT male (60°)

Adaptateur coude 90° mâle BSP (60°) x mâle NPT (60°)

Adattatore a 90° maschio BSP (60°) - maschio NPT (60°)




ROSCA THREAD	Referencia Part n°
1/4" BSP	1/4" NPT S11880404
3/8" BSP	3/8" NPT S11880606
1/2" BSP	1/2" NPT S11880808
3/4" BSP	3/4" NPT S11881212
1" BSP	1" NPT S11881616

Codo 90° macho-macho Métrico (60°) forja

90° Elbow Metric adaptor male-male (60°) forge

Adaptateur coude 90° mâle Métrique x mâle Métrique (60°) forge

Adattatore a 90° maschio-maschio Metrico



ROSCA THREAD	Referencia Part n°
M12x1.5	M12x1.5 S86012
M16x1.5	M16x1.5 S86016
M22x1.5	M22x1.5 S86022

Codo 90° macho BSPT-hembra fija BSP forja

90° Elbow BSPT male-BSP fixed female forge

Adaptateur coude 90° mâle gaz conique (BSPT) x femelle gaz conique (BSP) forge

Adattatore a 90° maschio BSPT - femmina fissa BSP (60°) forgiato



ROSCA THREAD	Referencia Part n°
1/8" BSPT	1/8" BSP S119402
1/4" BSPT	1/4" BSP S119404
3/8" BSPT	3/8" BSP S119406
1/2" BSPT	1/2" BSP S119408
3/4" BSPT	3/4" BSP S119412
1" BSPT	1" BSP S119416
1" 1/4 BSPT	1" 1/4 BSP S119420
1" 1/2 BSPT	1" 1/2 BSP S119424
2" BSPT	2" BSP S119432

Codo 90° macho-hembra giratoria BSP (60°) forja

90° Elbow BSP male-BSP swivel female forge

Adaptateur coude 90° mâle BSP x femelle tournante BSP (60°) forge

Adattatore a 90° maschio-femmina girevole BSP (60°) forgiato



ROSCA THREAD	Referencia Part n°
1/8" BSP	1/8" BSP S119302
1/4" BSP	1/4" BSP S119304
3/8" BSP	3/8" BSP S119306
1/2" BSP	1/2" BSP S119308
3/4" BSP	3/4" BSP S119312
1" BSP	1" BSP S119316
1" 1/4 BSP	1" 1/4 BSP S119320
1" 1/2 BSP	1" 1/2 BSP S119324
2" BSP	2" BSP S119332

Codo 90° macho BSPT-hembra giratoria BSP (60°) forja

90° Elbow BSPT male-BSP swivel female (60°) forge

Adaptateur coude 90° mâle gaz conique (BSPT) x femelle tournante BSP (60°) forge

Adattatore a 90° maschio BSPT - femmina girevole BSP 60° forgiato



ROSCA THREAD	Referencia Part n°
1/4" BSPT	1/4" BSP S119904
3/8" BSPT	3/8" BSP S119906
1/2" BSPT	1/2" BSP S119908
3/4" BSPT	3/4" BSP S119912
1" BSPT	1" BSP S119916

ADAPTADORES BSP , BSPT Y MÉTRICOS

Metric, BSP and BSPT Adaptors
Adaptateurs BSP, BSPT et Métrique
Adattatori BSP , BSPT e Metrico

Codo 90° hembra giratoria-hembra giratoria BSP (60°) forja

90° Elbow BSP swivel female-BSP swivel female forge

Adapteur coude 90° femelle tournante BSP x femelle tournante BSP (60°) forge

Adattatore a 90° femmina girevole BSP (60°)-femmina girevole BSP (60°) forgiato



ROSCA THREAD		Referencia Part n°
1/8" BSP	1/8" BSP	S118302
1/4" BSP	1/4" BSP	S118304
3/8" BSP	3/8" BSP	S118306
1/2" BSP	1/2" BSP	S118308
3/4" BSP	3/4" BSP	S118312
1" BSP	1" BSP	S118316
1"1/4 BSP	1"1/4 BSP	S118320
1"1/2 BSP	1"1/2 BSP	S118324

Codo 90° orientable macho-hembra giratoria BSP (60°) forja

90° Elbow male adjustable BSP-swivel female BSP forge

Adapteur coude 90° orientable mâle-femelle tournante (60°)

Adattatore a 90° orientabile maschio-femmina girevole BSP forgiato



ROSCA THREAD		Referencia Part n°
1/4" BSP	1/4" BSP	S119104
3/8" BSP	3/8" BSP	S119106
1/2" BSP	1/2" BSP	S119108
3/4" BSP	3/4" BSP	S119112
1" BSP	1" BSP	S119116

Codo 45° macho-hembra giratoria forja BSP 60° forja

45° Elbow BSP male-BSP swivel female forge

Adapteur coude 45° mâle-femelle tournante BSP forge

Adattatore a 45° maschio-femmina girevole BSP forgiato



ROSCA THREAD		Referencia Part n°
1/8" BSP	1/8" BSP	S118502
1/4" BSP	1/4" BSP	S118504
3/8" BSP	3/8" BSP	S118506
1/2" BSP	1/2" BSP	S118508
3/4" BSP	3/4" BSP	S118512
1" BSP	1" BSP	S118516
1"1/4 BSP	1"1/4 BSP	S118520
1"1/2 BSP	1"1/2 BSP	NEW S118524

Codo 90° hembra fija-hembra fija BSP forja

90° Elbow BSP fixed female-BSP fixed female forge

Adapteur coude 90° femelle fixe gaz cyl forge

Adattatore a 90° femmina fissa - femmina fissa BSP forgiato



ROSCA THREAD		Referencia Part n°
1/8" BSP	1/8" BSP	S119602
1/4" BSP	1/4" BSP	S119604
3/8" BSP	3/8" BSP	S119606
1/2" BSP	1/2" BSP	S119608
3/4" BSP	3/4" BSP	S119612
1" BSP	1" BSP	S119616
1"1/4 BSP	1"1/4 BSP	S119620
1"1/2 BSP	1"1/2 BSP	S119624
2" BSP	2" BSP	S119632

Codo 90° macho BSP (60°) -macho BSP regulable forja

90° Elbow BSP male-BSP male adjustable forge

Adapteur coude 90° mâle BSP x mâle gaz cyl orientable or + bae en forge

Adattatore a 90° maschio BSP 60° - maschio BSP regolabile forgiato



ROSCA THREAD		Referencia Part n°
1/8" BSP	1/8" BSP	S11970202
1/4" BSP	1/4" BSP	S11970404
3/8" BSP	1/4" BSP	S11970604
3/8" BSP	3/8" BSP	S11970606
1/2" BSP	3/8" BSP	S11970806
1/2" BSP	1/2" BSP	S11970808
3/4" BSP	1/2" BSP	S11971208
3/4" BSP	3/4" BSP	S11971212
1" BSP	3/4" BSP	S11971612
1" BSP	1" BSP	S11971616
1"1/4 BSP	1"1/4 BSP	S11972020
1"1/2 BSP	1"1/2 BSP	S11972424
2" BSP	2" BSP	S11973232

Codo 90° Pasatabique Macho BSP (60°) - Macho BSP (60°)

90° Elbow bulkhead BSP adaptor male-male (60°)

Adapteur coude 90° passe cloison mâle BSP (60°) x mâle BSP (60°)

Adattatore a 90° pasaparete maschio-maschio BSP (60°)



ROSCA THREAD		Referencia Part n°
1/4" BSP	1/4" BSP	S11860404
3/8" BSP	3/8" BSP	S11860606
1/2" BSP	1/2" BSP	S11860808
3/4" BSP	3/4" BSP	S11861212
1" BSP	1" BSP	S11861616

ADAPTADORES BSP , BSPT Y MÉTRICOS

Metric, BSP and BSPT Adaptors
Adaptateurs BSP, BSPT et Métrique
Adattatori BSP , BSPT e Metrico

Codo 45° macho BSP (60°) - macho BSP regulable forja

45° Elbow BSP male-BSP male adjustable forge

Adaptateur coude 45° mâle BSP x mâle gaz cyl orientable or + bae en forge

Adattatore a 45° maschio BSP 60° - maschio BSP regolabile forgiato



ROSCA (M) THREAD (M)	ROSCA (MR) THREAD (MR)	Referencia Part n°
1/8" BSP	1/8" BSP	S11980202
1/4" BSP	1/4" BSP	S11980404
3/8" BSP	3/8" BSP	S11980606
1/2" BSP	1/2" BSP	S11980808
3/4" BSP	3/4" BSP	S11981212
1" BSP	1" BSP	S11981616
1" 1/4 BSP	1" 1/4 BSP	S11982020

Codo 45° Macho BSP (60°) - Macho NPT (60°)

45° Elbow BSP adaptor male (60°) - NPT male (60°)

Adaptateur coude 45° mâle BSP (60°) x mâle NPT (60°)

Adattatore a 45° maschio BSP (60°) - maschio NPT (60°)




ROSCA THREAD		Referencia Part n°
1/4" BSP	1/4" NPT	S11810404
3/8" BSP	3/8" NPT	S11810606
1/2" BSP	1/2" NPT	S11810808
3/4" BSP	3/4" NPT	S11811212
1" BSP	1" NPT	S11811616

Codo 45° Macho BSP (60°) - Macho BSPT

45° Elbow BSP adaptor male (60°) - BSPT male

Adaptateur coude 45° mâle BSP (60°) x mâle BSPT

Adattatore a 45° maschio BSP (60°) - maschio BSPT



ROSCA THREAD		Referencia Part n°
1/4" BSP	1/4" BSPT	S11870404
3/8" BSP	3/8" BSPT	S11870606
1/2" BSP	1/2" BSPT	S11870808
3/4" BSP	3/4" BSPT	S11871212
1" BSP	1" BSPT	S11871616

Codo 45° Regulable Macho BSP - H.G. BSP (60°)

45° Adjustable BSP elbow adaptor male - BSP female (60°)

Adaptateur coude 45° réglable mâle BSP x femelle tournante BSP (60°)

Adattatore a 45° orientabile maschio BSP - femmina girevole BSP (60°)



ROSCA THREAD		Referencia Part n°
1/4" BSP	1/4" BSP	S11820404
3/8" BSP	3/8" BSP	S11820606
1/2" BSP	1/2" BSP	S11820808
3/4" BSP	3/4" BSP	S11821212
1" BSP	1" BSP	S11821616

ADAPTADORES BSP , BSPT Y MÉTRICOS

Metric, BSP and BSPT Adaptors
Adaptateurs BSP, BSPT et Métrique
Adattatori BSP , BSPT e Metrico

Te macho-macho-macho BSP forja

Tee BSP Male (60°) forge

Adaptateur Té mâle BSP-mâle BSP-mâle BSP (60°) forge

Adattatore a T maschio BSP (60°) forgiato



ROSCA THREAD			Referencia Part n°
1/8" BSP	1/8" BSP	1/8" BSP	S122002
1/4" BSP	1/4" BSP	1/4" BSP	S122004
3/8" BSP	3/8" BSP	3/8" BSP	S122006
1/2" BSP	1/2" BSP	1/2" BSP	S122008
3/4" BSP	3/4" BSP	3/4" BSP	S122012
1" BSP	1" BSP	1" BSP	S122016
1"1/4 BSP	1"1/4 BSP	1"1/4 BSP	S122020
1"1/2 BSP	1"1/2 BSP	1"1/2 BSP	S122024
2" BSP	2" BSP	2" BSP	S122032

Te macho-macho-hembra giratoria BSP (60°) forja

Barrel tee BSP Male-male-swivel female (60°) forge

Adaptateur Té mâle BSP-mâle BSP-femelle tournante BSP (60°) forge

Adattatore a T maschio-maschio-femmine girevole BSP forgiato



ROSCA THREAD			Referencia Part n°
1/8" BSP	1/8" BSP	1/8" BSP	S122302
1/4" BSP	1/4" BSP	1/4" BSP	S122304
3/8" BSP	3/8" BSP	3/8" BSP	S122306
1/2" BSP	1/2" BSP	1/2" BSP	S122308
3/4" BSP	3/4" BSP	3/4" BSP	S122312
1" BSP	1" BSP	1" BSP	S122316
1"1/4 BSP	1"1/4 BSP	1"1/4 BSP	S122320
1"1/2 BSP	1"1/2 BSP	1"1/2 BSP	S122324
2" BSP	2" BSP	2" BSP	S122332

Te macho-hembra giratoria-macho BSP (60°) forja

Brunch tee BSP Male-swivel female-male (60°) forge

Adaptateur Té mâle BSP-femelle tournante BSP-mâle BSP (60°) forge

Adattatore a T maschio-femmina girevole-maschio BSP forgiato



ROSCA THREAD			Referencia Part n°
1/8" BSP	1/8" BSP	1/8" BSP	S122402
1/4" BSP	1/4" BSP	1/4" BSP	S122404
3/8" BSP	3/8" BSP	3/8" BSP	S122406
1/2" BSP	1/2" BSP	1/2" BSP	S122408
3/4" BSP	3/4" BSP	3/4" BSP	S122412
1" BSP	1" BSP	1" BSP	S122416
1"1/4 BSP	1"1/4 BSP	1"1/4 BSP	S122420
1"1/2 BSP	1"1/2 BSP	1"1/2 BSP	S122424
2" BSP	2" BSP	2" BSP	S122432

Te macho-macho-macho Métrica (60°) forja

Tee Metric male (60°) forge

Adaptateur Té égal mâle-mâle-mâle Métrique (60°) forge

Adattatore a T maschio-maschio-maschio Metrico forgiato



ROSCA THREAD			Referencia Part n°
M16x1.5	M16x1.5	M16x1.5	S86516
M18x1.5	M18x1.5	M18x1.5	S86518
M20x1.5	M20x1.5	M20x1.5	S86520
M22x1.5	M22x1.5	M22x1.5	S86522
M26x1.5	M26x1.5	M26x1.5	S86526
M30x1.5	M30x1.5	M30x1.5	S86530

Te hembras giratorias BSP (60°) forja

Tee BSP Swivel female (60°) forge

Adaptateur Té femelle tournante BSP (60°) forge

Adattatore a T femmina girevole BSP forgiato



ROSCA THREAD			Referencia Part n°
1/8" BSP	1/8" BSP	1/8" BSP	S122502
1/4" BSP	1/4" BSP	1/4" BSP	S122504
3/8" BSP	3/8" BSP	3/8" BSP	S122506
1/2" BSP	1/2" BSP	1/2" BSP	S122508
3/4" BSP	3/4" BSP	3/4" BSP	S122512
1" BSP	1" BSP	1" BSP	S122516
1"1/4 BSP	1"1/4 BSP	1"1/4 BSP	S122520

Te hembras fijas BSP forja

Tee BSP fixed female forge

Adaptateur Té femelle fixe gaz (BSP) forge

Adattatore a T femmina fissa BSP



ROSCA THREAD			Referencia Part n°
1/8" BSP	1/8" BSP	1/8" BSP	S122602
1/4" BSP	1/4" BSP	1/4" BSP	S122604
3/8" BSP	3/8" BSP	3/8" BSP	S122606
1/2" BSP	1/2" BSP	1/2" BSP	S122608
3/4" BSP	3/4" BSP	3/4" BSP	S122612
1" BSP	1" BSP	1" BSP	S122616
1"1/4 BSP	1"1/4 BSP	1"1/4 BSP	S122620
1"1/2 BSP	1"1/2 BSP	1"1/2 BSP	S122624
2" BSP	2" BSP	2" BSP	S122632

ADAPTADORES BSP , BSPT Y MÉTRICOS

Metric, BSP and BSPT Adaptors
 Adapteurs BSP, BSPT et Métrique
 Adattatori BSP , BSPT e Metrico

Te macho-macho-macho regulable BSP forja

Barrel tee BSP male-male-male adjustable forge

Adaptateur Té égal mâle (60°)-mâle (60°)-mâle orientable BSP forge

Adattatore a T maschio-maschio-maschio orientabile BSP



ROSCA THREAD		Referencia Part n°	
1/4" BSP	1/4" BSP	1/4" BSP	S12290404
3/8" BSP	3/8" BSP	3/8" BSP	S12290606
1/2" BSP	1/2" BSP	3/8" BSP	S12290806
1/2" BSP	1/2" BSP	1/2" BSP	S12290808
3/4" BSP	3/4" BSP	1/2" BSP	S12291208
3/4" BSP	3/4" BSP	3/4" BSP	S12291212
1" BSP	1" BSP	3/4" BSP	S12291612
1" BSP	1" BSP	1" BSP	S12291616
1"1/4 BSP	1"1/4 BSP	1"1/4 BSP	S12292020

Te macho-macho regulable-macho BSP forja

Brunch tee BSP male-male adjustable-male forge

Adaptateur Té égal mâle (60°)-mâle orientable-mâle (60°) BSP forge

Adattatore a T maschio-maschio orientabile-maschio forgiato



ROSCA THREAD		Referencia Part n°	
1/4" BSP	1/4" BSP	1/4" BSP	S12280404
3/8" BSP	1/4" BSP	3/8" BSP	S12280604
3/8" BSP	3/8" BSP	3/8" BSP	S12280606
1/2" BSP	3/8" BSP	1/2" BSP	S12280806
1/2" BSP	1/2" BSP	1/2" BSP	S12280808
3/4" BSP	1/2" BSP	3/4" BSP	S12281208
3/4" BSP	3/4" BSP	3/4" BSP	S12281212
1" BSP	3/4" BSP	1" BSP	S12281612
1" BSP	1" BSP	1" BSP	S12281616
1"1/4 BSP	1" BSP	1"1/4 BSP	S12282016
1"1/4 BSP	1"1/4 BSP	1"1/4 BSP	S12282020

Cruz hembra fija BSP forja

Cross fixed female BSP forge

Cross BSP femelle fixe forge

BSP femmina fisso a croce forgiato



ROSCA THREAD	Referencia Part n°
1/8" BSP	S122702
1/4" BSP	S122704
3/8" BSP	S122706
1/2" BSP	S122708
3/4" BSP	S122712
1" BSP	S122716

ADAPTADORES BSP , BSPT Y MÉTRICOS

Metric, BSP and BSPT Adaptors
Adaptateurs BSP, BSPT et Métrique
Adattatori BSP , BSPT e Metrico

Codo cuadrado 90° reductor macho-macho BSP (60°)

90° reducer elbow male-male BSP (60°) (square)

Adapteur carré coude 90° reducteur mâle BSP - mâle BSP (60°) en bloque

Adattatore a 90° maschio-maschio quadrato BSP (60°)



ROSCA THREAD		Referencia Part n°
1/8" BSP	1/4" BSP	A11920204
1/4" BSP	3/8" BSP	A11920406
3/8" BSP	1/2" BSP	A11920608
1/2" BSP	3/4" BSP	A11920812
3/4" BSP	1" BSP	A11921216

Te cuadrado macho-hembra giratoria-macho

Branch tee BSP male-swivel female-male (square)

Adapteur carré Té mâle BSP-femelle tournante BSP-mâle BSP

Adattatore a T maschio-femmina girevole-maschio quadrato BSP (60°)



ROSCA THREAD			Referencia Part n°
1/4" BSP	1/4" BSP	1/4" BSP	A22240400
3/8" BSP	3/8" BSP	3/8" BSP	A22240600
1/2" BSP	1/2" BSP	1/2" BSP	A22240800
3/4" BSP	3/4" BSP	3/4" BSP	A22241200
1" BSP	1" BSP	1" BSP	A22241600

Codo cuadrado 90° macho BSP

90° Elbow BSP male (square)

Adapteur carré Coude 90° mâle BSP

Adattatore a 90° maschio-maschio quadrato BSP (60°)



ROSCA THREAD		Referencia Part n°
1/4" BSP	1/4" BSP	A21900400
3/8" BSP	3/8" BSP	A21900600
1/2" BSP	1/2" BSP	A21900800
3/4" BSP	3/4" BSP	A21901200
1" BSP	1" BSP	A21901600

Te cuadrado macho-macho-hembra giratoria

Barrel tee BSP male-male-swivel female (square)

Adapteur carré Té mâle BSP-mâle BSP-femelle tournante BSP

Adattatore a T maschio-maschio-femmina girevole quadrato BSP



ROSCA THREAD			Referencia Part n°
1/4" BSP	1/4" BSP	1/4" BSP	A22220400
3/8" BSP	3/8" BSP	3/8" BSP	A22220600
1/2" BSP	1/2" BSP	1/2" BSP	A22220800
3/4" BSP	3/4" BSP	3/4" BSP	A22221200
1" BSP	1" BSP	1" BSP	A22221600

Codo cuadrado 90° macho-hembra giratoria

90° Elbow BSP male-BSP swivel female (square)

Adapteur carré Coude 90° mâle BSP - femelle BSP

Adattatore a 90° maschio-femmina girevole quadrato BSP (60°)



ROSCA THREAD		Referencia Part n°
1/4" BSP	1/4" BSP	A21930400
3/8" BSP	3/8" BSP	A21930600
1/2" BSP	1/2" BSP	A21930800
3/4" BSP	3/4" BSP	A21931200
1" BSP	1" BSP	A21931600

Cruz cuadrada macho BSP

Cross BSP male (square)

Adapteur carré Croix égale mâle BSP

Croce maschio BSP 60°



ROSCA THREAD		Referencia Part n°
1/4" BSP		A22230400
3/8" BSP		A22230600
1/2" BSP		A22230800
3/4" BSP		A22231200
1" BSP		A22231600

Te cuadrado macho-macho-macho

Tee BSP male (square)

Adapteur carré Té mâle BSP-mâle BSP-mâle BSP

Adattatore a T maschio quadrato BSP 60°

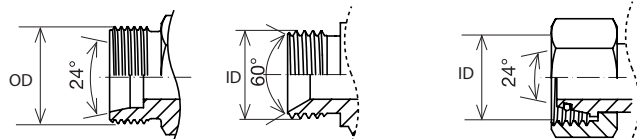


ROSCA THREAD			Referencia Part n°
1/4" BSP	1/4" BSP	1/4" BSP	A22200400
3/8" BSP	3/8" BSP	3/8" BSP	A22200600
1/2" BSP	1/2" BSP	1/2" BSP	A22200800
3/4" BSP	3/4" BSP	3/4" BSP	A22201200
1" BSP	1" BSP	1" BSP	A22201600

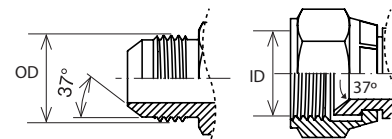
TABLA DE ROSCAS

Thread data table

METRICA



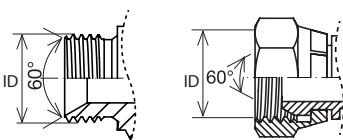
JIC



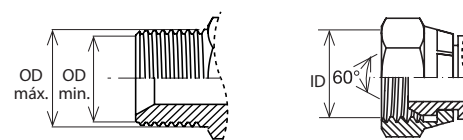
Métrica Metrical	Cono 24° 24° cone	Cono 60° 60° cone	Male thread OD	Female thread ID
12 x 1,5	*	*	12	10,5
14 x 1,5	*	*	14	12,5
16 x 1,5	*	*	16	14,5
18 x 1,5	*	*	18	16,5
20 x 1,5	*	*	20	18,5
22 x 1,5	*	*	22	20,5
24 x 1,5	*	*	24	22,5
26 x 1,5	*	*	26	24,5
30 x 1,5	*	*	30	28,5
30 x 2	*	*	30	28,00
36 x 2	*	*	36	34,00
38 x 1,5	*	*	38	36,5
42 x 2	*	*	42	40,00
45 x 1,5	*	*	45	43,5
45 x 2	*	*	45	43
52 x 1,5	*	*	52	50,5
52 x 2	*	*	52	50
65 x 2	*	*	65	63
78 x 2	*	*	78	76

SAE	Male thread OD	Female thread ID
7/16-20	11,07	10,00
1/2-20	12,70	11,60
9/16-18	14,25	13,00
5/8-18	15,85	14,70
3/4-16	19,00	17,60
7/8-14	22,17	20,50
1 1/16-12	26,95	25,00
1 1/16-14	26,95	25,30
1 5/16-12	33,30	31,30
1 5/16-14	33,30	31,60
1 5/8-12	41,42	39,20
1 5/8-14	41,22	39,50
1 7/8-12	47,57	45,60
1 7/8-14	47,57	45,90
2 1/2-12	63,45	61,50
3-12	76,20	74,30

BSP



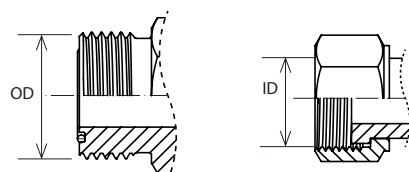
NPT-BSPT-NPSM



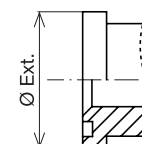
BSP	Male thread OD	Female thread iD
1/4-19	13,16	11,50
3/8-19	16,66	14,90
1/2-14	20,96	18,60
5/8-14	22,91	20,60
3/4-14	26,44	24,10
1-11	33,25	30,30
1 1/4-11	41,91	38,90
1 1/2-11	47,80	44,90
2-11	59,62	56,70

NPT cónicas Conical NPT	Male thread máx. OD	Male thread min. OD	Female thread iD	BSPT cónicos Conical BSPT	Male thread máx. OD	Male thread min OD
1/8-27	10,59	9,98	8,6	1/8-28	10,20	9,48
1/4-18	14,12	13,28	11,9	1/4-19	13,90	12,85
3/8-18	17,55	16,71	15,0	3/8-19	17,31	16,26
1/2-14	21,84	21,08	19,1	1/2-14	21,89	20,55
3/4-14	27,17	26,13	24,6	3/4-14	27,30	25,84
1-11,5	33,96	32,74	30,5	1-11	34,41	32,65
1 1/4-11,5	42,72	41,47	39,4	1 1/4-11	42,91	41,11
1 1/2-11,5	48,81	47,54	45,5	1 1/2-11	48,83	47,08
2-11,5	60,88	59,56	57,4	2-11	60,94	58,62

ORFS



BRIDAS



ORFS	Male thread OD	Female thread iD
9/16" 18h	14,25	13,0
11/16" 16h	17,40	15,4
13/16" 16h	20,05	18,6
1" 14h	25,30	23,1
1" 3/16 12h	30,10	27,5
1" 7/16 12h	36,40	33,8
1" 11/16 12h	42,80	40,2
2" 12h	50,70	48,1

Brida SAE	Ø ext. 3000 PSI	Ø ext. 6000 PSI
1/2"	30,2	31,8
3/4"	38,1	41,3
1"	44,5	47,6
1" 1/4	50,8	54,0
1" 1/2	60,3	63,5
2"	71,4	79,4

* 9000 PSI flanges have the same Ø as 6000 PSI, but with thickness deck 14,3 / Las bridas 9000 PSI son iguales en Ø a las 6000 PSI, pero con espesor de pletina 14,3 / Die Flansche 9000 PSI sind im Ø gleich denen von 6000 PSI, aber mit der Plattendicke 14,3 / Les brides 9000 PSI son égales en Ø aux brides 6000 PSI, mais l'épaisseur est de 14,3 mm.

ADAPTADORES BSP , BSPT Y MÉTRICOS

Metric, BSP and BSPT Adaptors
Adaptateurs BSP, BSPT et Métrique
Adattatori BSP , BSPT e Metrico

Juntas Metal Buna BSP Autocentrantes

BSP Bonded Seal

Bague BS BSPz

Rondelle Bonded BSP



ROSCA THREAD	Referencia Part n°
1/8" BSP	T21002
1/4" BSP	T21004
3/8" BSP	T21006
1/2" BSP	T21008
5/8" BSP	T21010
3/4" BSP	T21012
1" BSP	T21016
1"1/4 BSP	T21020
1"1/2 BSP	T21024
2" BSP	T21032
2" 1/2 BSP	T21040

Se venden en bolsas, precios por unidad / Sold in bags, prices per unit / Vendu dans des sacs, prix par unité
Venduti in sacchetti, prezzo per unità

Juntas Metal Buna Métricas Autocentrantes

Metric Bonded Seal Sel-Centering

Bague BS Métrique

Rondelle Bonded Metriche



ROSCA THREAD	Referencia Part n°
M6X1	T32006
M8x1	T32008
M10x1	T32010
M12x1.5	T32012
M14x1.5	T32014
M16x1.5	T32016
M18x1.5	T32018
M20x1.5	T32020
M22x1.5	T32022
M24x1.5	T32024
M26x1.5	T32026
M27X1,5	T32027
M30x2	T32030
M36x2	T32036
M42x2	T32042
M48X2	T32048

Se venden en bolsas, precios por unidad. / Sold in bags, prices per unit / Vendu dans des sacs, prix par unité
/ Venduti in sacchetti, prezzo per unità

Arandelas Aluminio BSP

BSP Aluminium Collar Plate

Rondelle BSP Aluminium

Rondella in Alluminio BSP



ROSCA THREAD	Ø INT. Ø INNER	Ø EXT. Ø OUTER	Referencia Part n°
1/8"	10	14	A133202
1/4"	13	19	A133204
3/8"	17	22	A133206
1/2"	21	27	A133208
3/4"	27	33	A133212
1"	33	41	A133216
1"1/4	42	50	A133220

Arandelas plana Cobre recocido BSP

BSP Annealed Copper flat Plate

Rondelle plane BSP Cuivre recuit

Rondella in Rame BSP



ROSCA THREAD	Ø INT. Ø INNER	Ø EXT. Ø OUTER	Referencia Part n°
1/8"	10	14	A133002
1/4"	13	19	A133004
3/8"	17	22	A133006
1/2"	21	27	A133008
3/4"	27	33	A133012
1"	33	41	A133016
1"1/4	42	50	A133020
1"1/2	48	56	A133024
2"	60	72	A133032

Arandelas plana Acero BSP

BSP Steel flat Plate

Bague plate Acier BSP

Rondelle in Acciaio BSP



ROSCA THREAD	Ø INT. Ø INNER	Ø EXT. Ø OUTER	Referencia Part n°
1/8"	12.2	15	A13330200000
1/4"	16.15	19.5	A13330400000
3/8"	19.5	23.5	A13330600000
1/2"	23.3	28.5	A13330800000
3/4"	28.6	34.5	A13331200000
1"	36.6	43.5	A13331600000
1"1/4	44.9	52.5	A13332000000

ADAPTADORES NPT

NPT Adaptors
Adapteurs NPT
Adattatori NPT

Adaptor macho - macho NPT

Adaptor male NPT - male NPT

Adapteur mâle NPT - mâle NPT

Nipples di congiunzione NPT



ROSCA THREAD		Referencia Part n°
1/8" NPT	1/8" NPT	A10150202
1/4" NPT	1/4" NPT	A10150404
3/8" NPT	3/8" NPT	A10150606
1/2" NPT	1/2" NPT	A10150808
3/4" NPT	3/4" NPT	A10151212
1" NPT	1" NPT	A10151616
1" 1/4 NPT	1" 1/4 NPT	A10152020
1" 1/2 NPT	1" 1/2 NPT	A10152424
2" NPT	2" NPT	A10153232

Reductor macho - macho NPT

Reducer male NPT - male NPT

Réducteur mâle NPT - mâle NPT

Nipples di riduzione maschio - maschio NPT



ROSCA THREAD		Referencia Part n°
1/4" NPT	1/8" NPT	A10150402
3/8" NPT	1/8" NPT	A10150602
3/8" NPT	1/4" NPT	A10150604
1/2" NPT	1/4" NPT	A10150804
1/2" NPT	3/8" NPT	A10150806
3/4" NPT	1/4" NPT	A10151204
3/4" NPT	3/8" NPT	A10151206
3/4" NPT	1/2" NPT	A10151208
1" NPT	1/2" NPT	A10151608
1" NPT	3/4" NPT	A10151612
1" 1/4 NPT	1" NPT	A10152016
1" 1/2 NPT	1" 1/4 NPT	A10152420
2" NPT	1" 1/2 NPT	A10153224

Adaptador Macho NPT (60°) - H.G. NPSM (60°)

Adaptor male NPT (60°) - swivel female NPSM (60°)

Adapteur mâle NPT (60°) - femelle tournante NPSM (60°)

Nipples di congiunzione maschio NPT (60°) - femmina girevole NPSM (60°)



ROSCA THREAD		Referencia Part n°
1/4" NPT	1/4" NPSM	N11700404
3/8" NPT	3/8" NPSM	N11700606
1/2" NPT	1/2" NPSM	N11700808
3/4" NPT	3/4" NPSM	N11701212
1" NPT	1" NPSM	N11701616
1" 1/4 NPT	1" 1/4 NPSM	N11702020

Adaptador Macho NPT (60°) - Hembra Fija NPT

Adaptor male NPT (60°) - fixed female NPT

Adapteur mâle NPT (60°) - femelle fixe NPT

Nipples di congiunzione maschio NPT (60°) - femmina fissa NPT




ROSCA (M) THREAD (M)	ROSCA (H) THREAD (F)	Referencia Part n°
1/4" NPT	1/4" NPT	N10600404
1/4" NPT	3/8" NPT	N10600406
3/8" NPT	1/4" NPT	N10600604
3/8" NPT	3/8" NPT	N10600606
3/8" NPT	1/2" NPT	N10600608
1/2" NPT	3/8" NPT	N10600806
1/2" NPT	1/2" NPT	N10600808
1/2" NPT	3/4" NPT	N10600812
3/4" NPT	3/4" NPT	N10601212
1" NPT	1" NPT	N10601616

Adaptador Hembra Fija NPT - Hembra Fija NPT

NPT adaptor fixed female - fixed female NPT

Adapteur femelle fixe NPT - femelle fixe NPT

Adattatore femmina fissa NPT - femmina fissa NPT



ROSCA THREAD	Referencia Part n°
1/4" NPT	N103100404
3/8" NPT	N103100606
1/2" NPT	N103100808
3/4" NPT	N103101212
1" NPT	N103101616

ADAPTADORES NPT

NPT Adaptors
Adapteurs NPT
Adattatori NPT

Tapón HF NPT

NPT fixed female cap

Bouchon femelle fixe NPT

Tappo femmina fissa NPT



ROSCA THREAD	Referencia Part n°
1/8" NPT	N107202
1/4" NPT	N107204
3/8" NPT	N107206
1/2" NPT	N107208
3/4" NPT	N107212
1" NPT	N107216

Tapón Allen NPT

NPT Allen plug

Bouchon Allen NPT

Tappo allen NPT



ROSCA THREAD	Referencia Part n°
1/4" NPT	N107104
3/8" NPT	N107106
1/2" NPT	N107108
3/4" NPT	N107112
1" NPT	N107116

Tapón macho NPT (60°)

NPT (60°) male plug

Bouchon mâle NPT (60°)

Tappo maschio NPT (60°)



ROSCA THREAD	Referencia Part n°
1/4" NPT	N107004
3/8" NPT	N107006
1/2" NPT	N107008
3/4" NPT	N107012
1" NPT	N107016

Codo 90° HF-HF NPT

90° elbow fixed female NPT - fixed female NPT

Coude 90° femelle fixe NPT - femelle fixe NPT

Adattatore a 90° femmina fissa - femmina fissa NPT



ROSCA THREAD	Referencia Part n°
1/8" NPT	N119602
1/4" NPT	N119604
3/8" NPT	N119606
1/2" NPT	N119608
3/4" NPT	N119612
1" NPT	N119616
1"1/4 NPT	N119620
1"1/2 NPT	N119624
2" NPT	N119632

Codo 90° M-M NPT

90° elbow male NPT - male NPT

Coude 90° mâle NPT - mâle NPT

Adattatore a 90° maschio - maschio NPT



ROSCA THREAD	Referencia Part n°
1/8" NPT	N119002
1/4" NPT	N119004
3/8" NPT	N119006
1/2" NPT	N119008
3/4" NPT	N119012
1" NPT	N119016
1"1/4 NPT	N119020
1"1/2 NPT	N119024
2" NPT	N119032

Codo 90 Macho NPT (60°) - H.G. NPSM (60°)

90° elbow male NPT 60° - swivel female NPSM 60°

Coude 90° mâle NPT 60° - femelle tournante NPSM 60°

Adattatore a 90° maschio NPT 60 - femmina girevole NPSM 60



ROSCA THREAD		Referencia Part n°
1/4" NPT	1/4" NPSM	N11930404
3/8" NPT	3/8" NPSM	N11930606
1/2" NPT	1/2" NPSM	N11930808
3/4" NPT	3/4" NPSM	N11931212
1" NPT	1" NPSM	N11931616
1" 1/4 NPT	1" 1/4 NPSM	N11932020

ADAPTADORES NPT

NPT Adaptors
Adapteurs NPT
Adattatori NPT

Codo 45 Hembra Fija NPT - Hembra Fija NPT

45° elbow fixed female NPT - fixed female NPT

Coude 45° femelle fixe NPT - femelle fixe NPT

Adattatore a 45° femmina fissa 60 - femmina fissa NPT 60



ROSCA THREAD	Referencia Part n°
1/4" NPT	N11960404
3/8" NPT	N11960606
1/2" NPT	N11960808
3/4" NPT	N11961212
1" NPT	N11961616

Codo 45 Macho NPT (60°) - H.G. NPSM (60°)

45° elbow male NPT 60° - swivel female NPSM 60°

Coude 45° mâle NPT 60° - swivel female NPSM 60°

Adattatore a 45° maschio NPT 60 - femmina girevole NPSM 60



ROSCA THREAD	Referencia Part n°
1/4" NPT	1/4" NPSM N13930404
3/8" NPT	3/8" NPSM N13930606
1/2" NPT	1/2" NPSM N13930808
3/4" NPT	3/4" NPSM N13931212
1" NPT	1" NPSM N13931616
1" 1/4" NPT	1" 1/4" NPSM N13932020

Codo 45 Macho NPT (60°) - Macho NPT (60°)

45° elbow male NPT 60° - male NPT 60°

Coude 45° mâle NPT 60° - mâle NPT 60°

Adattatore a 45° maschio 60 - maschio NPT 60



ROSCA THREAD	Referencia Part n°
1/4" NPT	N11980404
3/8" NPT	N11980606
1/2" NPT	N11980808
3/4" NPT	N11981212
1" NPT	N11981616

T M-M-M NPT (60°)

NPT (60°) male tee

Té mâle NPT (60°)

Adattatore a T maschio-maschio-maschio NPT (60°)



ROSCA THREAD	Referencia Part n°
1/8" NPT	N122002
1/4" NPT	N122004
3/8" NPT	N122006
1/2" NPT	N122008
3/4" NPT	N122012
1" NPT	N122016
1" 1/4" NPT	N122020
3/4" NPT	N122024
2" NPT	N122032

T HF-HF-HF NPT

NPT fixed female tee

Té femelle fixe NPT

Adattatore a T femmina fissa-femmina fissa-femmina fissa NPT



ROSCA THREAD	Referencia Part n°
1/8" NPT	N122602
1/4" NPT	N122604
3/8" NPT	N122606
1/2" NPT	N122608
3/4" NPT	N122612
1" NPT	N122616
1" 1/4" NPT	N122620
1" 1/2" NPT	N122624
2" NPT	N122632

ADAPTADORES ORFS

ORFS Adaptors
Adaptateurs ORFS
Adattatori ORFS

Tuerca ORFS

ORFS Nut

Ecrou ORFS

Dado ORFS



ROSCA THREAD	Referencia Part n°
ORFS 9/16"-18h	OR1020400
ORFS 11/16"-16h	OR1020600
ORFS 13/16"-16h	OR1020800
ORFS 1"-14h	OR1021000
ORFS 1"3/16-12h	OR1021200
ORFS 1"7/16-12h	OR1021600
ORFS 1"11/16-12h	OR1022000
ORFS 2"-12h	OR1022400

Tapón macho ORFS

ORFS Male plug

Bouchon mâle ORFS

Tappo maschio ORFS



ROSCA THREAD	Referencia Part n°
ORFS 9/16"-18h	OR1040400
ORFS 11/16"-16h	OR1040600
ORFS 13/16"-16h	OR1040800
ORFS 1"-14h	OR1041000
ORFS 1"3/16-12h	OR1041200
ORFS 1"7/16-12h	OR1041600
ORFS 1"11/16-12h	OR1042000
ORFS 2"-12h	OR1042400

Adaptador macho ORFS

ORFS-ORFS Male

Mâle ORFS-ORFS

Adattatore maschio ORFS



ROSCA THREAD	ROSCA THREAD	Referencia Part n°
ORFS 9/16"-18h	ORFS 9/16"-18h	OR2000404
ORFS 11/16"-16h	ORFS 9/16"-18h	OR2000604
ORFS 11/16"-16h	ORFS 11/16"-16h	OR2000606
ORFS 13/16"-16h	ORFS 11/16"-16h	OR2000806
ORFS 13/16"-16h	ORFS 13/16"-16h	OR2000808
ORFS 1"-14h	ORFS 13/16"-16h	OR2001008
ORFS 1"-14h	ORFS 1"-14h	OR2001010
ORFS 1"3/16-12h	ORFS 1"-14h	OR2001210
ORFS 1"3/16-12h	ORFS 1"3/16-12h	OR2001212
ORFS 1"7/16-12h	ORFS 1"3/16-12h	OR2001612
ORFS 1"7/16-12h	ORFS 1"7/16-12h	OR2001616
ORFS 1"11/16-12h	ORFS 1"7/16-12h	OR2002016
ORFS 1"11/16-12h	ORFS 1"11/16-12h	OR2002020
ORFS 2"-12h	ORFS 2"-12h	OR2002424

Cono soldar

ORFS Welding cone

Collet à souder ORFS

Ogiva a saldare ORFS



ROSCA THREAD	Referencia Part n°
ORFS 9/16"-18h	OR12730406
ORFS 11/16"-16h	OR12730610
ORFS 13/16"-16h	OR12730812
ORFS 1"-14h	OR12731014
ORFS 1"-14h	OR12731015
ORFS 1"-14h	OR12731016
ORFS 1"3/16-12h	OR12731218
ORFS 1"3/16-12h	OR12731220
ORFS 1"11/16-12h	OR12732030
ORFS 2"-12h	OR12732438

Tapón hembra giratoria ORFS

ORFS Female cap

Bouchon femelle ORFS

Tappo femmina ORFS




ROSCA THREAD	Referencia Part n°
ORFS 9/16"-18h	OR1050400
ORFS 11/16"-16h	OR1050600
ORFS 13/16"-16h	OR1050800
ORFS 1"-14h	OR1051000
ORFS 1"3/16-12h	OR1051200
ORFS 1"7/16-12h	OR1051600
ORFS 1"11/16-12h	OR1052000
ORFS 2"-12h	OR1052400

Adaptador reductor hembra giratoria ORFS-macho ORFS

ORFS Swivel female-ORFS Male

Femelle tournante ORFS-mâle ORFS

Adattatore femmina girevole ORFS-maschio ORFS



ROSCA (H) THREAD (F)	ROSCA (M) THREAD (M)	Referencia Part n°
ORFS 11/16"-16h	ORFS 9/16"-18h	OR3010604
ORFS 13/16"-16h	ORFS 9/16"-18h	OR3010804
ORFS 13/16"-16h	ORFS 11/16"-16h	OR3010806
ORFS 1"-14h	ORFS 9/16"-18h	OR3011004
ORFS 1"-14h	ORFS 13/16"-16h	OR3011008
ORFS 1"3/16-12h	ORFS 11/16"-16h	OR3011206
ORFS 1"3/16-12h	ORFS 13/16-16h	OR3011208
ORFS 1"3/16-12h	ORFS 1"-14h	OR3011210
ORFS 1"7/16-12h	ORFS 13/16"-16h	OR3011608
ORFS 1"7/16-12h	ORFS 1"-14h	OR3011610
ORFS 1"11/16-12h	ORFS 1"3/16-12h	OR3012012
ORFS 1"11/16-12h	ORFS 1"7/16-12h	OR3012016

ADAPTADORES ORFS


ORFS Adaptors
Adapteurs ORFS
Adattatori ORFS

Adaptador macho ORFS-BSP

ORFS MALE -BSP Male

Mâle ORFS-BSP

Adattatore maschio ORFS-BSP



ROSCA THREAD		Referencia Part n°
ORFS 9/16"-18h	BSP 1/8"	OR2020402
ORFS 9/16"-18h	BSP 1/4"	OR2020404
ORFS 11/16"-16h	BSP 1/4"	OR2020604
ORFS 11/16"-16h	BSP 3/8"	OR2020606
ORFS 13/16"-16h	BSP 3/8"	OR2020806
ORFS 13/16"-16h	BSP 1/2"	OR2020808
ORFS 1"-14h	BSP 1/2"	OR2021008
ORFS 1"3/16-12h	BSP 3/4"	OR2021212
ORFS 1"7/16-12h	BSP 1"	OR2021616
ORFS 1"11/16-12h	BSP 1"1/4	OR2022020
ORFS 2"-12h	BSP 1"1/2	OR2022424

Adaptador macho ORFS-hembra giratoria JIC

ORFS Male-JIC Swivel female

Mâle ORFS-femelle tournante JIC

Adattatore maschio ORFS-femmina girevole JIC




ROSCA THREAD		Referencia Part n°
ORFS 9/16"-18h	JIC 7/16"	OR3020404
ORFS 11/16"-16h	JIC 9/16"	OR3020606
ORFS 13/16"-16h	JIC 3/4"	OR3020808
ORFS 1"-14h	JIC 7/8"	OR3021010
ORFS 1"3/16-12h	JIC 1"1/16	OR3021212
ORFS 1"7/16-12h	JIC 1"5/16	OR3021616
ORFS 1"11/16-12h	JIC 1"5/8	OR3022020
ORFS 2"-12h	JIC 1"7/8	OR3022424

Macho ORFS-Macho Métrico

ORFS Male - Metric Male

Mâle ORFS - Mâle Métrique

Adattatore maschio ORFS - maschio Metrico




ROSCA THREAD		Referencia Part n°
ORFS 9/16"-18h	M12x1.5	OR10170412
ORFS 11/16"-16h	M14x1.5	OR10170614
ORFS 11/16"-16h	M16x1.5	OR10170616
ORFS 13/16"-16h	M18x1.5	OR10170818
ORFS 1"-14h	M22x1.5	OR10171022
ORFS 1"7/16-12h	M33x2	OR10171633
ORFS 1"11/16-12h	M42x2	OR10172042
ORFS 2"-12h	M48x2	OR10172448

Adaptador macho ORFS-JIC

ORFS Male-JIC Male

Mâle ORFS-Mâle JIC

Adattatore maschio ORFS - maschio JIC




ROSCA THREAD		Referencia Part n°
ORFS 9/16"-18h	JIC 7/16"	OR2040404
ORFS 11/16"-16h	JIC 9/16"	OR2040606
ORFS 13/16"-16h	JIC 3/4"	OR2040808
ORFS 1"-14h	JIC 7/8"	OR2041010
ORFS 1"3/16-12h	JIC 1"1/16	OR2041212
ORFS 1"7/16-12h	JIC 1"5/16	OR2041616

Pasatabiques ORFS

ORFS Bulkhead

Passe-cloison ORFS

Passaparete ORFS



ROSCA THREAD	Referencia Part n°
ORFS 9/16"-18h	OR1060404
ORFS 11/16"-16h	OR1060606
ORFS 13/16"-16h	OR1060808
ORFS 1"-14h	OR1061010
ORFS 1"3/16-12h	OR1061212
ORFS 1"7/16-12h	OR1061616
ORFS 1"11/16-12h	OR1062020
ORFS 2"-12h	OR1062424

ADAPTADORES ORFS

ORFS Adaptors
Adapteurs ORFS
Adattatori ORFS

Hembra Giratoria ORFS - Racor Recto Macho BSP

ORFS swivel female - BSP male

Femelle tournante ORFS - Mâle BSP

Femmina girevole ORFS- Adattatore maschio BSP



ROSCA THREAD	Referencia Part n°	
1/8" BSP	ORFS 9/16" -18h	OR3030402
1/4" BSP	ORFS 9/16" - 18h	OR3030404
1/4" BSP	ORFS 11/16" - 16h	OR3030604
3/8" BSP	ORFS 11/16" - 16h	OR3030606
3/8" BSP	ORFS 13/16" - 16h	OR3030806
1/2" BSP	ORFS 13/16" - 16h	OR3030808
1/2" BSP	ORFS 1" - 14h	OR3031008
3/4" BSP	ORFS 1"3/16 - 12h	OR3031212
1" BSP	ORFS 1"7/16 - 12h	OR3031616
1"1/4 BSP	ORFS 1"11/16 - 12h	OR3032020
1"1/2 BSP	ORFS 2" - 12h	OR3032424

Hembra Giratoria ORFS - Racor Recto Macho BSP con junta

ORFS swivel female - BSP male with o´ring

Femelle tournante ORFS - Mâle BSP avec o´ring

Femmina girevole ORFS- Adattatore maschio BSP + o´ring




ROSCA THREAD	Referencia Part n°	
3/8" BSP	ORFS 11/16" - 16h	OR3130606
1/2" BSP	ORFS 13/16" - 16h	OR3130808
3/4" BSP	ORFS 1"3/16 - 12h	OR3131212
1" BSP	ORFS 1"7/16 - 12h	OR3131616

Adaptador Macho ORFS - Hembra Fija BSP

ORFS male adaptor - BSP fixed female

Adapteur mâle ORFS - femelle fixe BSP

Adattatore maschio ORFS - femmina fissa BSP



ROSCA THREAD	Referencia Part n°	
ORFS 9/16" -20h	BSP 1/4"	OR3040404
ORFS 11/16"-16h	BSP 3/8"	OR3040606
ORFS 13/16"-16h	BSP 1/2"	OR3040808
ORFS 1"3/16"-12h	BSP 3/4"	OR3041212
ORFS 1"7/16-12h	BSP 1"	OR3041616

Adaptador H.G. ORFS - Macho JIC

ORFS swivel female adaptor - JIC male

Adapteur femelle tournante ORFS - mâle JIC

Adattatore femmina girevole ORFS - maschio JIC



ROSCA THREAD	Referencia Part n°	
JIC 7/16	ORFS 9/16"-18 h	OR3050404
JIC 9/16	ORFS 11/16"-16h	OR3050606
JIC 3/4"	ORFS 13/16"-16 h	OR3050808
JIC 1"1/16	ORFS 1"3/16-12 h	OR3051212
JIC 1" 5/16	ORFS 1"7/16-12 h	OR3051616

Codo 45º regulable ORFS-BSP

45º elbow ORFS male-Adjustable BSP male

Coude 45º mâle ORFS-mâle gaz cyl. +o´ring

Raccordo a 45º orientabile ORFS-BSP



ROSCA THREAD	Referencia Part n°	
ORFS 9/16"-18h	BSP 1/8"	OR5010402
ORFS 9/16"-18h	BSP 1/4"	OR5010404
ORFS 11/16"-16h	BSP 1/4"	OR5010604
ORFS 11/16"-16h	BSP 3/8"	OR5010606
ORFS 11/16"-16h	BSP 1/2"	OR5010608
ORFS 13/16"-16h	BSP 3/8"	OR5010806
ORFS 1"-14h	BSP 1/2"	OR5011008
ORFS 1"-14h	BSP 3/4"	OR5011012
ORFS 1"3/16-12h	BSP 3/4"	OR5011212
ORFS 1"3/16-12h	BSP 1"	OR5011216
ORFS 1"7/16-12h	BSP 1"	OR5011616

Codo 45º macho ORFS-hembra giratoria ORFS

45º elbow ORFS swivel female-ORFS male

Coude 45º mâle ORFS-femelle tournante ORFS

Raccordo a 45º maschio-femmina girevole ORFS



ROSCA THREAD	Referencia Part n°	
ORFS 9/16"-18h	ORFS 9/16"-18h	OR6010404
ORFS 11/16"-16h	ORFS 11/16"-16h	OR6010606
ORFS 13/16"-16h	ORFS 13/16"-16h	OR6010808
ORFS 1"-14h	ORFS 1"-14h	OR6011010
ORFS 1"3/16-12h	ORFS 1"3/16-12h	OR6011212
ORFS 1"7/16-12h	ORFS 1"7/16-12h	OR6011616
ORFS 1"11/16h	ORFS 1"11/16h	OR6012020
ORFS 2"-12h	ORFS 2"-12h	OR6012424

ADAPTADORES ORFS

ORFS Adaptors
Adapteurs ORFS
Adattatori ORFS

Codo 90° ORFS-ORFS

90° Elbow ORFS male-ORFS male

Coude 90° mâle ORFS-mâle ORFS

Raccordo a 90° ORFS-ORFS



ROSCA THREAD	Referencia Part n°
ORFS 9/16"-18h	ORFS 9/16"-18h OR4050404
ORFS 11/16"-16h	ORFS 11/16"-16h OR4050606
ORFS 13/16"-16h	ORFS 13/16"-16h OR4050808
ORFS 1"-14h	ORFS 1"-14h OR4051010
ORFS 1"3/16-12h	ORFS 1"3/16-12h OR4051212
ORFS 1"7/16-12h	ORFS 1"7/16-12h OR4051616
ORFS 1"11/16-12h	ORFS 1"11/16-12h OR4052020
ORFS 2"-12h	ORFS 2"-12h OR4052424

Codo 90° macho-hembra giratoria ORFS

90° Elbow ORFS Swivel female-ORFS male

Coude 90° femelle tournante-mâle ORFS

Raccordo a 90° maschio-femmina girevole ORFS



ROSCA THREAD	Referencia Part n°
ORFS 9/16"-18h	ORFS 9/16"-18h OR6000404
ORFS 11/16"-16h	ORFS 11/16"-16h OR6000606
ORFS 13/16"-16h	ORFS 13/16"-16h OR6000808
ORFS 1"-14h	ORFS 1"-14h OR6001010
ORFS 1"3/16-12h	ORFS 1"3/16-12h OR6001212
ORFS 1"7/16-12h	ORFS 1"7/16-12h OR6001616
ORFS 1"11/16-12h	ORFS 1"11/16-12h OR6002020

Codo 90° pasatabique ORFS

90° Elbow ORFS Bulkhead

Coude 90° passe-cloison ORFS

Raccordo a 90° passaparete ORFS



ROSCA THREAD	Referencia Part n°
ORFS 9/16"-18h	ORFS 9/16"-18h OR4030404
ORFS 11/16"-16h	ORFS 11/16"-16h OR4030606
ORFS 1"-14h	ORFS 1"-14h OR4031010
ORFS 1"3/16-12h	ORFS 1"3/16-12h OR4031212
ORFS 1"7/16-12h	ORFS 1"7/16-12h OR4031616
ORFS 1"11/16-12h	ORFS 1"11/16-12h OR4032020
ORFS 2"-12h	ORFS 2"-12h OR4032424

Codo 90° ORFS-BSP macho regulable

90° elbow ORFS male -Adjustable BSP male

Coude 90° mâle ORFS+ mâle gaz cyl. +o'ring

Raccordo a 90° regolabile ORFS-BSP



ROSCA THREAD	Referencia Part n°
ORFS 9/16"-18h	BSP 1/8" OR4010402
ORFS 9/16"-18h	BSP 1/4" OR4010404
ORFS 9/16"-18h	BSP 3/8" OR4010406
ORFS 11/16"-16h	BSP 1/4" OR4010604
ORFS 11/16"-16h	BSP 3/8" OR4010606
ORFS 13/16"-16h	BSP 1/4" OR4010804
ORFS 13/16"-16h	BSP 1/2" OR4010808
ORFS 1"-14h	BSP 3/8" OR4011006
ORFS 1"-14h	BSP 1/2" OR4011008
ORFS 1"3/16-12h	BSP 1/2" OR4011208
ORFS 1"3/16-12h	BSP 3/4" OR4011212
ORFS 1"3/16-12h	BSP 1" OR4011216
ORFS 1"7/16-12h	BSP 1" OR4011616
ORFS 1"7/16-12h	BSP 1" 1/4" OR4011620
ORFS 1"11/16-12h	BSP 1" OR4012016
ORFS 1"11/16-12h	BSP 1" 1/4" OR4012020
ORFS 2"-12h	BSP 1" 1/2" OR4012424

Codo 90° Macho ORFS - Macho NPT (60°)

90° Elbow ORFS male - NPT male (60°)

Coude 90° mâle ORFS - mâle NPT (60°)

Raccordo a 90° maschio ORFS - maschio NPT (60°)



ROSCA THREAD	Referencia Part n°
ORFS 9/16"-18 h	1/4" NPT OR4040404
ORFS 11/16"-16h	3/8" NPT OR4040606
ORFS 13/16"-16 h	1/2" NPT OR4040808
ORFS 1"3/16-12 h	3/4" NPT OR4041212
ORFS 1"7/16-12 h	1" NPT OR4041616

ADAPTADORES ORFS

ORFS Adaptors
Adapteurs ORFS
Adattatori ORFS

Te Macho ORFS

Tee ORFS male

Té égal mâle ORFS

Raccordo a T maschio ORFS



ROSCA THREAD	Referencia Part n°
ORFS 9/16"-18h	OR7000404
ORFS 11/16"-16h	OR7000606
ORFS 13/16"-16h	OR7000808
ORFS 1"-14h	OR7001010
ORFS 1"3/16-12h	OR7001212
ORFS 1"7/16-12h	OR7001616
ORFS 1"11/16-12h	OR7002020
ORFS 2"-12h	OR7002424

Te macho-hembra giratoria-macho ORFS

Brunch tee ORFS male-swivel female-male

Té mâle-femelle tournante-mâle ORFS

Raccordo a T maschio-maschio-femmina girevole centrale ORFS



ROSCA THREAD	Referencia Part n°
ORFS 9/16"-18h	OR7010404
ORFS 11/16"-16h	OR7010606
ORFS 13/16"-16h	OR7010808
ORFS 1"-14h	OR7011010
ORFS 1"3/16-12h	OR7011212
ORFS 1"7/16-12h	OR7011616
ORFS 1"11/16-12h	OR7012020
ORFS 2"-12h	OR7012424

Te macho-macho-hembra giratoria ORFS

Barrel tee ORFS male-male-swivel female

Té mâle-mâle-femelle tournante ORFS

Raccordo a T maschio-maschio-femmina girevole laterale ORFS



ROSCA THREAD	Referencia Part n°
ORFS 9/16"-18h	OR7020404
ORFS 11/16"-16h	OR7020606
ORFS 13/16"-16h	OR7020808
ORFS 1"-14h	OR7021010
ORFS 1"3/16-12h	OR7021212
ORFS 1"7/16-12h	OR7021616
ORFS 1"11/16-12h	OR7022020

Te macho ORFS-macho BSP-macho ORFS

Brunch tee ORFS male- Adjustable BSP male- ORFS male

Té mâle ORFS-mâle BSP-mâle ORFS

Raccordo a T maschio ORFS-maschio orientabile BSP -maschio ORFS



ROSCA THREAD		Referencia Part n°
ORFS 9/16"-18h	BSP 1/8"	OR7030402
ORFS 9/16"-18h	BSP 1/4"	OR7030404
ORFS 11/16"-16h	BSP 1/4"	OR7030604
ORFS 11/16"-16h	BSP 3/8"	OR7030606
ORFS 13/16"-16h	BSP 3/8"	OR7030806
ORFS 1"-14h	BSP 1/2"	OR7031008
ORFS 1"-14h	BSP 3/4"	OR7031012
ORFS 1"3/16-12h	BSP 3/4"	OR7031212
ORFS 1"7/16-12h	BSP 1"	OR7031616
ORFS 1"11/16-12h	BSP 1"1/4"	OR7032020

Te macho ORFS-macho ORFS-macho BSP

Barrel tee ORFS male-ORFS male- Adjustable BSP male

Té mâle ORFS-mâle ORFS-mâle BSP

Raccordo a T maschio ORFS-maschio ORFS-maschio BSP orientabile



ROSCA THREAD		Referencia Part n°
ORFS 9/16"-18h	BSP 1/8"	OR7040402
ORFS 9/16"-18h	BSP 1/4"	OR7040404
ORFS 11/16"-16h	BSP 1/4"	OR7040604
ORFS 11/16"-16h	BSP 3/8"	OR7040606
ORFS 1"-14h	BSP 3/4"	OR7041012
ORFS 1"11/16-12h	BSP 1"1/4"	OR7042020
ORFS 2"-12h	BSP 1"1/2"	OR7042424

ENCHUFES RÁPIDOS

Quick-release couplings
Coupleurs rapides
Innesti rapidi



ENCHUFES RÁPIDOS DNP 327

DNP Quick-release couplings
Coupleurs rapides DNP
Innesti rapidi DNP

ENCHUFES RÁPIDOS TRALE 337

TrAle quick-release couplings
Coupleurs rapides TrAle
Innesti rapidi TrAle

ENCHUFES RÁPIDOS GREENLINE 339

GreenLine quick-release couplings
Coupleurs rapides GreenLine
Innesti rapidi GreenLine

ENCHUFES RÁPIDOS DNP

DNP Quick-release couplings

Coupleurs rapides DNP

Innesti rapidi DNP

Enchufes cara plana ▪ Flat face quick release couplings ▪ Coupleurs rapides à clapet face plane ▪ Innesti a faccia piana



A8701/A8702 A9003M/A9004M A8711/A8712 A9021 A8721 A900...M...P A9001/A9002 A9011/A9012

Enchufes autorroscantes ▪ Quick release screw couplings ▪ Coupleurs rapides à visser ▪ Innesti a vite



A9051/A9052 A8081/A8082 A8008/A8009

Enchufes punzón ▪ Quick release couplings ▪ Coupleurs rapides à clapet ▪ Innesti a valvola



A8001/A8002 A807/A844 A8311/A8312 A801 A803 A8101/A8102 A8103/A8104 A8201/A8202 A8211/A8212

Enchufes Push-Pull ▪ Push-Pull couplings ▪ Coupleurs Push-Pull ▪ Innesti Push-Pull



A80/A84 A70/A74 A8951/A8952 A8451/A8452 A8911/A8912 A8901/A8902 A8461/8462

Enchufes de bola ▪ Quick release couplings ball type ▪ Coupleurs rapides à bille ▪ Innesti a sfera




A7001/A7002 A701 A703 A700...TAZ

Enchufes altísima presión ▪ Couplings high pressure ▪ Coupleurs haute pression ▪ Innesti alta pressione



A9031/A9032 A706/A711 A9201/A9202

Válvulas de frenado ▪ Brake valves ▪ Valves freinage ▪ Valvole di frenaggio



A910/A912 A9102 A9501/A9141 A9502

Enchufes latón ▪ Brass couplings ▪ Coupleurs laiton ▪ Innesti ottone



A850 PTFEA NBRA

Accesorios para enchufes ▪ Accessories for couplings ▪ Accessoires pour coupleurs rapides ▪ Accessori per innesto rapido



A9901/A9902 A9911/A9912 A9931/A9932 A9941/A9942 A9981/A9982 A9921 A9951/A9952

ENCHUFES RÁPIDOS TRALE

TrAle quick-release couplings

Coupleurs rapides TrAle

Innesti rapidi TrAle

Enchufes punzón Trale ▪ Trale quick release couplings ▪ Coupleurs rapides à clapet Trale ▪ Innesti a valvola Trale



B800

B810

B820

B801

Enchufes válvula plana y válvulas de frenado Trale ▪ Trale flat face quick release couplings and brake valves ▪ Coupleurs rapides à clapet face plane Trale ▪ Innesti a faccia piana e valvole di frenaggio Trale



B900

B910

Enchufes Push-Pull Trale ▪ Trale Push-Pull couplings ▪ Coupleurs Push-Pull Trale ▪ Innesti Push-Pull Trale



B840

Accesorios para enchufes Trale ▪ Accessories for Trale couplings ▪ Accessoires pour coupleurs rapides Trale ▪ Accessori per innesto rapido Trale



B990

B991

FLUIDAL

ENCHUFES RÁPIDOS GREENLINE

GreenLine quick-release couplings

Coupleurs rapides GreenLine

Innesti rapidi GreenLine

Enchufes punzón GreenLine ▪ GreenLine Quick release couplings ▪ Coupleurs rapides à clapet GreenLine ▪ In-
nesti a valvola GreenLine



C800

Accesorios para enchufes ▪ Accessories for couplings ▪ Accessoires pour coupleurs rapides ▪ Accessori per
innesto rapido



JAGNBR



JAGPTFE

FLUIDAL

ENCHUFES RÁPIDOS DNP

DNP Quick-release couplings
Coupleurs rapides DNP
Innesti rapidi DNP

E.R. cara plana para martillos BSP

Flat face quick release coupling inner threads BSP

Coupleur rapide à clapet face plane (marteau) BSP

Innesto rapido a faccia piana per martelli BSP




ROSCA THREAD	TAMAÑO ISO ISO SIZE	TAMAÑO BG BG SIZE	E. C.	Referencia Part n°
1/4" BSP	6,3	1	M	A870104
3/8" BSP	10	2	M	A870106
1/2" BSP	10	2	M	A870108
1/2" BSP	12,5	3	M	A87011208
3/4" BSP	12,5	3	M	A870112
3/4" BSP	16	4A	M	A87011612
1" BSP	19	4	M	A870116
1 1/4 BSP	25	5	M	A870120
1/4" BSP	6,3	1	H	A870204
3/8" BSP	10	2	H	A870206
1/2" BSP	10	2	H	A870208
1/2" BSP	12,5	3	H	A87021208
3/4" BSP	12,5	3	H	A870212
3/4" BSP	16	4A	H	A87021612
1" BSP	19	4	H	A870216
1 1/4 BSP	25	5	H	A870220

E.R. cara plana para martillos (rosca Métrica)

Flat face coupling (Metric thread)

Coupleur rapide à clapet face plane (filetage Métrique)

Innesto a faccia piana (Metrico)



ROSCA THREAD	TAMAÑO ISO ISO SIZE	TAMAÑO BG BG SIZE	E. C.	Referencia Part n°
M16X1.5-10L	6,3	1	M	A9003M16
M18X1.5-12L	10	2	M	A9003M18
M22X1.5-15L	10	2	M	A9003M22
M26X1.5-18L	12,5	3	M	A9003M26
M16X1.5-10L	6,3	1	H	A9004M16
M18X1.5-12L	10	2	H	A9004M18
M22X1.5-15L	10	2	H	A9004M22
M26X1.5-18L	12,5	3	H	A9004M26

E.R. cara plana para martillos (rosca UNF)

Flat face quick release coupling inner threads (UNF thread)

Coupleur rapide à clapet face plane pour marteau (filetage UNF)

Innesto rapido a faccia piana per martelli (filetatura UNF)



ROSCA THREAD	TAMAÑO ISO ISO SIZE	TAMAÑO BG BG SIZE	E. C.	Referencia Part n°
9/16"-18h UNF	6,3	1	M	A87110906
9/16"-18h UNF	10	2	M	A87110913
3/4"-16h UNF	10	2	M	A87111213
7/8"-14h UNF	12,5	3	M	A87111420
1 1/16-12h UNF	16	4A	M	A87111722
1 1/16-12h UNF	19	4	M	A87111725
9/16"-18h UNF	6,3	1	H	A87120906
9/16"-18h UNF	10	2	H	A87120913
3/4"-16h UNF	10	2	H	A87121213
7/8"-14h UNF	12,5	3	H	A87121420
1 1/16-12h UNF	16	4A	H	A87121722
1 1/16-12h UNF	19	4	H	A87121725

E.R. cara plana Ecológico acoplamiento en presión BSP

Flat face quick release coupling connectable u/ pressure BSP

Coupleur rapide à clapet face plane "Ecologique" pression BSP

Innesto rapido a faccia piana Ecologico innestabile in pressione BSP



ROSCA THREAD	TAMAÑO ISO ISO SIZE	TAMAÑO BG BG SIZE	E. C.	Referencia Part n°
1/4" BSP	6,3	1	M	A902104
3/8" BSP	10	2	M	A902106
1/2" BSP	10	2	M	A902108
1/2" BSP	12,5	3	M	A90211208
3/4" BSP	12,5	3	M	A902112
3/4" BSP	16	4A	M	A90211612
1" BSP	19	4	M	A902116

Se montan con enchufe hembra A870 / To assemble with female coupling A870 / À monter avec coupleur femelle A870 / Per montare con innesto femmina A870

E.R. cara plana para martillos altas pulsaciones BSP

Flat face quick release coupling inner threads high pulsations BSP

Coupleur rapide à clapet face plane (marteau) hautes pulsations BSP

Innesto rapido a faccia piana per martelli alti pulsazioni BSP



ROSCA THREAD	TAMAÑO ISO ISO SIZE	TAMAÑO BG BG SIZE	E. C.	Referencia Part n°
3/4" BSP	19	4	M	A872112
1" BSP	19	4	M	A872116

Se montan con enchufe hembra A870 / To assemble with female coupling A870 / À monter avec coupleur femelle A870 / Per montare con innesto femmina A870

E.R. cara plana pasatabique para martillos (rosca Métrica)

Flat face coupling bulkhead (Metric thread)

Coupleur rapide à clapet face plane passe cloison (filetage Métrique)

Innesto a faccia piana passaparete (Metrico)



ROSCA THREAD	TAMAÑO ISO ISO SIZE	TAMAÑO BG BG SIZE	E. C.	Referencia Part n°
M16x1.5	6,3	1	M	A9001M16P
M18x1.5	10	2	M	A9001M18P
M22x1.5	10	2	M	A9001M22P
M26x1.5	12,5	3	M	A9001M26P
M16x1.5	6,3	1	H	A9002M16P
M18x1.5	10	2	H	A9002M18P
M22x1.5	10	2	H	A9002M22P
M26x1.5	12,5	3	H	A9002M26P

ENCHUFES RÁPIDOS DNP


DNP Quick-release couplings
Coupleurs rapides DNP
Innesti rapidi DNP

E.R. cara plana Ecológico (rosca BSP) - ISO16028

BSP Ecological flat face coupling-- ISO16028

Coupleur rapide à clapet face plane "Ecologique"
filetage BSP- ISO16028

Innesto rapido a faccia piana Ecologico BSP--
ISO16028



ROSCA THREAD	TAMAÑO ISO ISO SIZE	TAMAÑO BG BG SIZE	E. C.	Referencia Part n°
1/4" BSP	6,3	1	M	A900104
3/8" BSP	10	2	M	A900106
1/2" BSP	10	2	M	A900108
1/2" BSP	12,5	3	M	A90011208
3/4" BSP	12,5	3	M	A900112
1" BSP	19	4	M	A900116
1"1/4 BSP	25	5	M	A900120
1"1/2 BSP	40	7	M	A900124
2" BSP	50	8	M	A900132
1/4" BSP	6,3	1	H	A900204
3/8" BSP	10	2	H	A900206
1/2" BSP	10	2	H	A900208
1/2" BSP	12,5	3	H	A90021208
3/4" BSP	12,5	3	H	A900212
1" BSP	19	4	H	A900216
1"1/4 BSP	25	5	H	A900220
1"1/2 BSP	40	7	H	A900224
2" BSP	50	8	H	A900232

E.R. cara plana Ecológico (rosca NPT)

NPT Ecological flat face coupling

Coupleur rapide à clapet face plane "Ecologique"
filetage NPT

Innesto rapido a faccia piana Ecologico NPT



ROSCA THREAD	TAMAÑO ISO ISO SIZE	TAMAÑO BG BG SIZE	E. C.	Referencia Part n°
1/4" NPT	6,3	1	M	A901104
3/8" NPT	10	2	M	A901106
1/2" NPT	10	2	M	A901108
3/4" NPT	12,5	3	M	A901112
1" NPT	19	4	M	A901116
1"1/4 NPT	25	5	M	A901120
1"1/2 NPT	40	7	M	A901124
2" NPT	50	8	M	A901132
1/4" NPT	6,3	1	H	A901204
3/8" NPT	10	2	H	A901206
1/2" NPT	10	2	H	A901208
3/4" NPT	12,5	3	H	A901212
1" NPT	19	4	H	A901216
1"1/2 NPT	40	7	H	A901224
2" NPT	50	8	H	A901232

E.R. cara plana Autorroscantes acoplamiento en presión (rosca BSP)

BSP flat face screw coupling u/pressure

Coupleur rapide à clapet face plane à visser
pression (filetage BSP)

Innesto rapido faccia piana a vite in pressione



ROSCA THREAD	TAMAÑO ISO ISO SIZE	TAMAÑO BG BG SIZE	E. C.	Referencia Part n°
1/4" BSP	6,3	1	M	A905104
3/8" BSP	10	2	M	A905106
1/2" BSP	12,5	3	M	A905108
3/4" BSP	16	4A	M	A905112
1" BSP	19	4	M	A905116
1" 1/4 BSP	25	5	M	A905120
1" 1/2 BSP	40	7	M	A905124
1/4" BSP	6,3	1	H	A905204
3/8" BSP	10	2	H	A905206
1/2" BSP	12,5	3	H	A905208
3/4" BSP	16	4A	H	A905212
1" BSP	19	4	H	A905216
1" 1/4 BSP	25	5	H	A905220
1" 1/2 BSP	40	7	H	A905224

E.R. Punzón Autorroscantes alta resistencia

BSP high resistance quick release screw coupling

Coupleur rapide à vis haute résistance y filetage
BSP

Innesto rapido a vite ad alta resistenza BSP

NEW



ROSCA THREAD	TAMAÑO ISO ISO SIZE	TAMAÑO BG BG SIZE	E. C.	Referencia Part n°
3/8"	10	2	M	A808106
1/2"	12,5	3	M	A808108
3/4"	19	4	M	A808112
1"	25	5	M	A808116
1"1/4	31,5	6	M	A808120
1/2"	40	7	M	A808124
3/8"	10	2	H	A808206
1/2"	12,5	3	H	A808208
3/4"	19	4	H	A808212
1"	25	5	H	A808216
1"1/4	31,5	6	H	A808220
1"1/2	40	7	H	A808224

E.R. Punzón Autorroscantes acoplamiento en presión (rosca BSP) ISO14541

BSP Quick release screw coupling ISO14541

Coupleur rapide à visser taraudage norme DIN
forme y filetage BSP ISO14541

Innesto rapido a vite (BSP) ISO14541



ROSCA THREAD	TAMAÑO ISO ISO SIZE	TAMAÑO BG BG SIZE	E. C.	Referencia Part n°
1/4" BSP	10	2	M	A800804
3/8" BSP	10	2	M	A800806
1/2" BSP	12,5	3	M	A800808
3/4" BSP	20	4	M	A800812
1" BSP	25	5	M	A800816
1"1/4 BSP	31,5	6	M	A805820
1"1/2 BSP	31,5	6	M	A805824
1/4" BSP	10	2	H	A800904
3/8" BSP	10	2	H	A800906
1/2" BSP	12,5	3	H	A800908
3/4" BSP	20	4	H	A800912
1" BSP	25	5	H	A800916
1"1/4 BSP	31,5	6	H	A805920
1"1/2 BSP	31,5	6	H	A805924

ENCHUFES RÁPIDOS DNP

DNP Quick-release couplings
Coupleurs rapides DNP
Innesti rapidi DNP

E.R. Punzón ISO A

ISO A Quick release coupling

Coupleur rapide à clapet norme ISO A

Innesto rapido a valvola ISO A




ROSCA THREAD	TAMAÑO ISO ISO SIZE	TAMAÑO BG BG SIZE	E. C.	Referencia Part n°
1/4" BSP	6,3	1	M	A800104
3/8" BSP	10	2	M	A800106
1/2" BSP	12,5	3	M	A800108
M22X1,5	12,5	3	M	A802122
3/4" BSP	20	4	M	A800112
1" BSP	25	5	M	A800116
1"1/4 BSP	31,5	6	M	A800120
1"1/2 BSP	40	7	M	A800124
2" BSP	50	8	M	A800132
1/4" BSP	6,3	1	H	A800204
3/8" BSP	10	2	H	A800206
1/2" BSP	12,5	3	H	A800208
3/4" BSP	20	4	H	A800212
M22X1,5	12,5	3	H	A802222
1" BSP	25	5	H	A800216
1"1/4 BSP	31,5	6	H	A800220
1"1/2 BSP	40	7	H	A800224
2" BSP	50	8	H	A800232

E.R. Punzón ISO A -acoplamiento a presión residual

ISO A Quick release coupling (coupling under residual pressure)

Coupleur rapide à clapet accouplable sous pression résiduelle

Innesto rapido a valvole ISO a innestabili in pressione residua



ROSCA THREAD	TAMAÑO ISO ISO SIZE	TAMAÑO BG BG SIZE	E. C.	Referencia Part n°
1/2" BSP	12,5	3	M (Tipo B)	A807108
1/2" BSP	12,5	3	M (Tipo A)	A844108
1/2" NPT	12,5	3	M (Tipo A)	A806108

E.R. ISO A Paso total BSP

ISO A Quick release coupling free flow BSP

Coupleur rapide à clapet ISO A pass.total BSP

innesto rapido ISO A passaggio libero BSP



ROSCA THREAD	TAMAÑO ISO ISO SIZE	TAMAÑO BG BG SIZE	E. C.	Referencia Part n°
1/4" BSP	6,3	1	M	A831104
3/8" BSP	10	2	M	A831106
1/2" BSP	12,5	3	M	A831108
3/4" BSP	20	4	M	A831112
1" BSP	25	5	M	A831116
1"1/4 BSP	31,5	6	M	A831120
1/4" BSP	6,3	1	H	A831204
3/8" BSP	10	2	H	A831206
1/2" BSP	12,5	3	H	A831208
3/4" BSP	20	4	H	A831212
1" BSP	25	5	H	A831216
1"1/4 BSP	31,5	6	H	A831220

E.R. Punzón ISO A (rosca NPT)

ISO A NPT Quick release coupling

Coupleur rapide à clapet norme ISO A filetage NPT

Innesto rapido a valvola ISO A NPT



ROSCA THREAD	TAMAÑO ISO ISO SIZE	TAMAÑO BG BG SIZE	E. C.	Referencia Part n°
1/4" NPT	6,3	1	M	A801104
3/8" NPT	10	2	M	A801106
1/2" NPT	12,5	3	M	A801108
3/4" NPT	20	4	M	A801112
1" NPT	25	5	M	A801116
1"1/4 NPT	31,5	6	M	A801120
1"1/2 NPT	40	7	M	A801124
2" NPT	50	8	M	A801132
1/4" NPT	6,3	1	H	A801204
3/8" NPT	10	2	H	A801206
1/2" NPT	12,5	3	H	A801208
3/4" NPT	20	4	H	A801212
1" NPT	25	5	H	A801216
1"1/4 NPT	31,5	6	H	A801220
1"1/2 NPT	40	7	H	A801224
2" NPT	50	8	H	A801232

E.R. Punzón ISO A (rosca UNF)

ISO A UNF Quick release coupling

Coupleur rapide à clapet norme ISO A filetage UNF

Innesto rapido a valvola ISO B UNF



ROSCA THREAD	TAMAÑO ISO ISO SIZE	TAMAÑO BG BG SIZE	E. C.	Referencia Part n°
3/4" UNF	12,5	3	M	A803112
3/4" UNF	12,5	3	H	A803212

ENCHUFES RÁPIDOS DNP

DNP Quick-release couplings

Coupleurs rapides DNP


Innesti rapidi DNP

E.R. Punzón ISO B (rosca BSP)

ISO B Quick release coupling (BSP)

Coupleur rapide à clapet norme ISO B (BSP)

Innesto rapido a valvola ISO B (BSP)




ROSCA THREAD	TAMAÑO ISO ISO SIZE	TAMAÑO BG BG SIZE	E. C.	Referencia Part n°
1/8" BSP	5	0	M	A810102
1/4" BSP	6,3	1	M	A810104
3/8" BSP	10	2	M	A810106
1/2" BSP	12,5	3	M	A810108
3/4" BSP	20	4	M	A810112
1" BSP	25	5	M	A810116
1"1/4 BSP	40	7	M	A810120
1"1/2 BSP	40	7	M	A810124
2" BSP	50	8	M	A810132
1/8" BSP	5	0	H	A810202
1/4" BSP	6,3	1	H	A810204
3/8" BSP	10	2	H	A810206
1/2" BSP	12,5	3	H	A810208
3/4" BSP	20	4	H	A810212
1" BSP	25	5	H	A810216
1"1/4 BSP	40	7	H	A810220
1"1/2 BSP	40	7	H	A810224
2" BSP	50	8	H	A810232

E.R. Punzón ISO B (rosca NPT)

ISO B NPT Quick release couplings

Coupleur rapide à clapet norme ISO B NPT

Innesto rapido a valvola ISO B NPT



ROSCA THREAD	TAMAÑO ISO ISO SIZE	TAMAÑO BG BG SIZE	E. C.	Referencia Part n°
1/8" NPT	5	0	M	A810302
1/4" NPT	6,3	1	M	A810304
3/8" NPT	10	2	M	A810306
1/2" NPT	12,5	3	M	A810308
3/4" NPT	20	4	M	A810312
1" NPT	25	5	M	A810316
1"1/4 NPT	40	7	M	A810320
1"1/2 NPT	40	7	M	A810324
2" NPT	50	8	M	A810332
1/8" NPT	5	0	H	A810402
1/4" NPT	6,3	1	H	A810404
3/8" NPT	10	2	H	A810406
1/2" NPT	12,5	3	H	A810408
3/4" NPT	20	4	H	A810412
1" NPT	25	5	H	A810416
1"1/4 NPT	40	7	H	A810420
1"1/2 NPT	40	7	H	A810424
2" NPT	50	8	H	A810432

E.R. Punzón Serie NV (rosca BSP)

Quick release coupling NV serie

Coupleur rapide à clapet serie NV

Innesto rapido valvola Serie NV



ROSCA THREAD	TAMAÑO ISO ISO SIZE	TAMAÑO BG BG SIZE	E. C.	Referencia Part n°
1/4" BSP	6,3	1	M	A820104
3/8" BSP	10	2	M	A820106
3/4" BSP	19	4	M	A820112
1" BSP	25	5	M	A820116
1"1/4 BSP	31,5	6	M	A820120
1"1/2 BSP	40	7	M	A820124
2" BSP	50	8	M	A820132
1/4" BSP	6,3	1	H	A820204
3/8" BSP	10	2	H	A820206
3/4" BSP	19	4	H	A820212
1" BSP	25	5	H	A820216
1"1/4 BSP	31,5	6	H	A820220
1"1/2 BSP	40	7	H	A820224
2" BSP	50	8	H	A820232

E.R. Punzón Serie NV (rosca NPT)

NPT Quick release couplings NV1 serie

Coupleur rapide à clapet serie NV 1 NPT

Innesto rapido a valvola serie NV 1 NPT



ROSCA THREAD	TAMAÑO ISO ISO SIZE	TAMAÑO BG BG SIZE	E. C.	Referencia Part n°
1/4" NPT	6,3	1	M	A821104
3/8" NPT	10	2	M	A821106
3/4" NPT	19	4	M	A821112
1" NPT	25	5	M	A821116
1"1/4 NPT	31,5	6	M	A821120
1"1/2 NPT	40	7	M	A821124
2" NPT	50	8	M	A821132
1/4" NPT	6,3	1	H	A821204
3/8" NPT	10	2	H	A821206
3/4" NPT	19	4	H	A821212
1" NPT	25	5	H	A821216
1"1/4 NPT	31,5	6	H	A821220
1"1/2 NPT	40	7	H	A821224
2" NPT	50	8	H	A821232

ENCHUFES RÁPIDOS DNP


DNP Quick-release couplings
Coupleurs rapides DNP
Innesti rapidi DNP

E.R. Push-Pull Punzón ISO A

Push-Pull quick release ISO A

Coupleurs Push-Pull ISO A

Innesto rapido a valvola ISO A




ROSCA THREAD	TAMAÑO ISO ISO SIZE	TAMAÑO BG BG SIZE	E. C.	Referencia Part n°
1/2" BSP	12,5	3	M	A840108
1/2" BSP	12,5	3	H	A840208
1/2" NPT	12,5	3	H	A841208
M22X1.5	12,5	3	H	A842222
3/4" UNF	12,5	3	H	A843234

E.R. Push-Pull bola ISO A

Push-Pull coupling ball type ISO A

Coupleurs Push-Pull à bille ISO A

Innesto rapido a sfera ISO A




ROSCA THREAD	TAMAÑO ISO ISO SIZE	TAMAÑO BG BG SIZE	E. C.	Referencia Part n°
1/2" BSP	12,5	3	M	A704108
1/2" NPT	12,5	3	M	A705108
1/2" BSP	12,5	3	H	A740208
1/2" NPT	12,5	3	H	A741208
3/4" UNF	12,5	3	H	A702212

E.R. Push-Pull Punzón aplic.agric. BSP ISO A

Push-Pull quick release coupling agric.application BSP ISO A

Coupleurs Push-Pull à clapet application agricole BSP ISO A

Innesto rapido a valvola applicazioni agricole BSP ISO A



ROSCA THREAD	TAMAÑO ISO ISO SIZE	TAMAÑO BG BG SIZE	E. C.	Referencia Part n°
1/4" BSP	6,3	1	M	A895104
3/8" BSP	10	2	M	A895106
1/2" BSP	12,5	3	M	A895108
3/4" BSP	19	4	M	A895112
1" BSP	25	5	M	A895116
1/4" BSP	6,3	1	H	A895204
3/8" BSP	10	2	H	A895206
1/2" BSP	12,5	3	H	A895208
3/4" BSP	19	4	H	A895212
1" BSP	25	5	H	A895216

E.R. Push-Pull Punzón aplic. agric. SAE ISO A

Push-Pull quick release coupling agric.application SAE ISO A

Coupleurs Push-Pull à clapet application agricole SAE ISO A

Innesto rapido a valvola applicazioni agricole SAE ISO A



ROSCA THREAD	TAMAÑO ISO ISO SIZE	TAMAÑO BG BG SIZE	E. C.	Referencia Part n°
3/4" SAE	12,5	3	M	A845112
3/4" SAE	12,5	3	H	A845212

E.R. Push-Pull Punzón aplic. agric. M mét. ISO A

Push-Pull quick release coupling agric.application Met. M ISO A

Coupleurs Push-Pull à clapet application agricole M mét. ISO A

Innesto rapido a valvola applicazioni agricole M Met ISO A



ROSCA THREAD	TAMAÑO ISO ISO SIZE	TAMAÑO BG BG SIZE	E. C.	Referencia Part n°
M14X1.5-8L	10	2	M	A89111408
M16X1.5-10L	10	2	M	A89111610
M18X1.5-12L	12,5	3	M	A89111812
M20X1.5-12S	12,5	3	M	A89112012
M22X1.5-15L	12,5	3	M	A89112215
M26X1.5-18L	19	4	M	A89112618
M30X2-22L	19	4	M	A89113022
M14X1.5-8L	10	2	H	A89121408
M16X1.5-10L	10	2	H	A89121610
M18X1.5-12L	12,5	3	H	A89121812
M20X1.5-12S	12,5	3	H	A89122012
M22X1.5-15L	12,5	3	H	A89122215
M26X1.5-18L	19	4	H	A89122618
M30X2-22L	19	4	H	A89123022

E.R. Push-Pull Punzón aplic. agric. M mét. pasat ISO A

Push-Pull quick release coupling agric.application Met. M bulkhead ISO A

Coupleurs Push-Pull à clapet application agricole M mét. passe-cloison ISO A

Innesto rapido a valvola applicazioni agricole M Met. pasaparete ISO A



ROSCA THREAD	TAMAÑO ISO ISO SIZE	TAMAÑO BG BG SIZE	E. C.	Referencia Part n°
M16X1.5-10L	10	2	M	A89011610
M18X1.5-12L	12,5	3	M	A89011812
M22X1.5-15L	12,5	3	M	A89012215
M16X1.5-10L	10	2	H	A89021610
M18X1.5-12L	12,5	3	H	A89021812
M22X1.5-15L	12,5	3	H	A89022215

E.R. Push-Pull Punzón acoplamiento en presión ISO A

Push-Pull quick release coupling u/ pressure ISO A

Coupleurs Push-Pull à clapet pression ISO A

Innesto rapido a valvola in pressione ISO A



ROSCA THREAD	TAMAÑO ISO ISO SIZE	TAMAÑO BG BG SIZE	E. C.	Referencia Part n°
1/2" BSP	12,5	3	M	A8461108
1/2" NPT	12,5	3	M	A8462108
M22X1.5	12,5	3	M	A8463122
3/4" UNF	12,5	3	M	A8464134
1/2" BSP	12,5	3	H	A8461208
1/2" NPT	12,5	3	H	A8462208
M22X1.5	12,5	3	H	A8463222
3/4" UNF	12,5	3	H	A8464234

ENCHUFES RÁPIDOS DNP

DNP Quick-release couplings

Coupleurs rapides DNP


Innesti rapidi DNP

E.R. Bola Serie NS (rosca BSP)

BSP Quick release coupling ball type NS Serie

Coupleur rapide à bille série NS

Innesto rapido a sfera BSP Serie NS



ROSCA THREAD	TAMAÑO ISO ISO SIZE	TAMAÑO BG BG SIZE	E. C.	Referencia Part n°
1/4" BSP	6,3	1	M	A700104
3/8" BSP	10	2	M	A700106
1/2" BSP	12,5	3	M	A700108
3/4" BSP	19	4	M	A700112
1" BSP	25	5	M	A700116
1/4" BSP	6,3	1	H	A700204
3/8" BSP	10	2	H	A700206
1/2" BSP	12,5	3	H	A700208
3/4" BSP	19	4	H	A700212
1" BSP	25	5	H	A700216

E.R. Bola Serie NS (rosca NPT)

NPT Quick release coupling ball type NS Serie

Coupleur rapide à bille filetage NPT série NS

Innesto rapido a sfera NPT serie NS




ROSCA THREAD	TAMAÑO ISO ISO SIZE	TAMAÑO BG BG SIZE	E. C.	Referencia Part n°
1/4" NPT	6,3	1	M	A701104
3/8" NPT	10	2	M	A701106
1/2" NPT	12,5	3	M	A701108
3/4" NPT	19	4	M	A701112
1" NPT	25	5	M	A701116
1/4" NPT	6,3	1	H	A701204
3/8" NPT	10	2	H	A701206
1/2" NPT	12,5	3	H	A701208
3/4" NPT	19	4	H	A701212
1" NPT	25	5	H	A701216

E.R. Bola Serie NS (rosca UNF)

UNF Quick release coupling ball type NS Serie

Coupleur rapide à bille filetage UNF série NS

Innesto rapido a sfera UNF serie NS



ROSCA THREAD	TAMAÑO ISO ISO SIZE	TAMAÑO BG BG SIZE	E. C.	Referencia Part n°
3/4" UNF	12,5	3	M	A703112
3/4" UNF	12,5	3	H	A703212

E.R. Bola Tipo Taz (góndolas y semirem.) BSP

Quick release coupling ball type Type Taz (gondolas and semi-tows) BSP

Coupleur rapide à bille Type Taz spécial carrières BSP

Innesto rapido a sfera tipo Taz per semirimorchio BSP



ROSCA THREAD	TAMAÑO ISO ISO SIZE	E. C.	Referencia Part n°
3/4" BSP	19	M	A700112TAZ
1" BSP	25	M	A700116TAZ
3/4" BSP	19	H	A700212TAZ
1" BSP	25	H	A700216TAZ

ENCHUFES RÁPIDOS DNP

DNP Quick-release couplings
Coupleurs rapides DNP
Innesti rapidi DNP

E.R. Válvula plana altísima presión 700 bar

Flat face quick release coupling inner threads high pressure 700 bar

Coupleur rapide à clapet face plane (marteau) haute pression 700 bar

Innesto rapido faccia piana altissima pressione 700 bar



ROSCA THREAD	TAMAÑO ISO ISO SIZE	TAMAÑO BG BG SIZE	E. C.	Referencia Part n°
1/4" BSP	6,3	1	M	A903104
3/8" BSP	6,3	1	M	A903106
1/4" BSP	6,3	1	H	A903204
3/8" BSP	6,3	1	H	A903206

E.R. Bola altísima presión 700 bar

Quick release coupling ball type very high pressure (700 bar)

Coupleur rapide à verrouillage vissé haute pression-700 bar

Innesto rapido a sfera 700 bar




ROSCA THREAD	TAMAÑO ISO ISO SIZE	TAMAÑO BG BG SIZE	E. C.	Referencia Part n°
1/4" NPT	6,3	1	M	A711104
3/8" BSP	10	2	M	A706106
3/8" NPT	10	2	M	A711106
1/4" NPT	6,3	1	H	A711204
1/4" BSP	6,3	1	H*	A711214 <small>NEW</small>
3/8" BSP	10	2	H	A706206
3/8" NPT	10	2	H	A711206

Enchufes altísima presión 1500 bar BSP

Couplings 1500 bar BSP

Coupleurs 1500 bar BSP

Innesti 1500 bar BSP




ROSCA THREAD	TAMAÑO ISO ISO SIZE	TAMAÑO BG BG SIZE	E. C.	Referencia Part n°
1/4" BSP	6,3	1	M	A920104
1/4" BSP	6,3	1	H	A920204

Válvula de frenado macho

Male brake valve

Valve freinage mâle

Valvola di frenaggio maschio



ROSCA THREAD	TAMAÑO ISO ISO SIZE	TAMAÑO BG BG SIZE	E. C.	Referencia Part n°
1/2" BSP	12,5	3	M (Tipo C)	A910508
M18X1,5	12,5	3	M (Tipo B)	A912118
M20X1,5	12,5	3	M (Tipo B)	A912120
M22X1,5	12,5	3	M (Tipo B)	A912122
M16x1,5	12,5	3	M (Tipo A)	A912316
M18x1,5	12,5	3	M (Tipo A)	A912318

Válvula de frenado hembra

Female brake valve

Valve freinage femelle

Valvola di frenaggio femmina



ROSCA THREAD	TAMAÑO ISO ISO SIZE	TAMAÑO BG BG SIZE	E. C.	Referencia Part n°
3/8" BSP	12,5	3	H	A910206
1/2" BSP	12,5	3	H	A910208
M18X1.5	12,5	3	H	A910218

Válvula agrícola macho acoplamiento en presión

Male agricultural valve

Valve agricole à visser mâle

Valvola agricola maschio



ROSCA THREAD	TAMAÑO ISO ISO SIZE	TAMAÑO BG BG SIZE	E. C.	Referencia Part n°
1/2" BSP	12,5	3	M (Tipo C)	A950108
M18x1,5	12,5	3	M (Tipo B)	A950118
M20x1,5	12,5	3	M (Tipo B)	A950120
M22x1,5	12,5	3	M (Tipo B)	A950122
M16x1,5	12,5	3	M (Tipo A)	A9141620
M18x1,5	12,5	3	M (Tipo A)	A9141820

Válvula agrícola hembra acoplamiento en presión

Female agricultural valve

Valve agricole à visser femelle

Valvola agricola femmina



ROSCA THREAD	TAMAÑO ISO ISO SIZE	TAMAÑO BG BG SIZE	E. C.	Referencia Part n°
M18X1.5	12,5	3	H	A950218

E.R. Punzón ISO B (rosca BSP) latón

ISO B Quick release coupling brass

Coupleur rapide à clapet norme ISO B laiton

Innesto rapido a valvola ISO B ottone



ROSCA THREAD	TAMAÑO ISO ISO SIZE	TAMAÑO BG BG SIZE	E. C.	Referencia Part n°
1/4" BSP	6,3	1	M	A850104
3/8" BSP	10	2	M	A850106
1/2" BSP	12,5	3	M	A850108
3/4" BSP	19	4	M	A850112
1" BSP	25	5	M	A850116
1"1/4 BSP	40	7	M	A850120
1"1/2 BSP	40	7	M	A850124
2" BSP	50	8	M	A850132
1/4" BSP	6,3	1	H	A850204
3/8" BSP	10	2	H	A850206
1/2" BSP	12,5	3	H	A850208
3/4" BSP	19	4	H	A850212
1" BSP	25	5	H	A850216
1"1/4 BSP	40	7	H	A850220
1"1/2 BSP	40	7	H	A850224
2" BSP	50	8	H	A850232

ENCHUFES RÁPIDOS DNP

DNP Quick-release couplings

Coupleurs rapides DNP

Innesti rapidi DNP

Arandelas PTFE

PTFE seals

Rondelles PTFE

Rondelle a PTFE



TAMAÑO ISO ISO SIZE	TAMAÑO BG BG SIZE	Referencia Part n°
6,3	1	PTFEA04
10	2	PTFEA06
12,5	3	PTFEA08
19	4	PTFEA12
25	5	PTFEA16

Juego de juntas de reparación e.r. ISO A

Kit of seals to repair for ISO A quick release coupling

Jeu de joints pour coupleur ISO A

Guarnizioni per innesto ISO A



Ø INT. Ø INNER	TAMAÑO ISO ISO SIZE	TAMAÑO BG BG SIZE	Espesor (mm) Thickness (mm)	Referencia Part n°
11.91	2.62	6,3	1	NBRA04
17.12	2.62	10	2	NBRA06
20.24	2.62	12,5	3	NBRA08
28.24	2.62	19	4	NBRA12
34.59	2.62	25	5	NBRA16

FLUIDAL

ENCHUFES RÁPIDOS DNP

DNP Quick-release couplings
Coupleurs rapides DNP
Innesti rapidi DNP

Tapones para enchufes rápidos ISO A

Plugs and caps for ISO A quick release couplings

Bouchons et capuchons de plastique pour coupleurs norme ISO A

Tappi per ISO A



TAMAÑO ISO ISO SIZE	TAMAÑO BG BG SIZE	DESCRIPCION DESCRIPTION	E. C.	Referencia Part n°
6,3	1	PLUG	H	A990104
10	2	PLUG	H	A990106
12,5	3	PLUG	H	A990108
19	4	PLUG	H	A990112
25	5	PLUG	H	A990116
6,3	1	CAP	M	A990204
10	2	CAP	M	A990206
12,5	3	CAP	M	A990208
19	4	CAP	M	A990212
25	5	CAP	M	A990216

Tapones para enchufes ISO B

Plugs and caps for ISO B quick release coupling

Bouchons et capuchons de plastique pour coupleurs ISO B

Tappi per ISO B



TAMAÑO ISO ISO SIZE	TAMAÑO BG BG SIZE	DESCRIPCION DESCRIPTION	E. C.	Referencia Part n°
6,3	1	PLUG	H	A991104
10	2	PLUG	H	A991106
12,5	3	PLUG	H	A991108
19	4	PLUG	H	A991112
25	5	PLUG	H	A991116
6,3	1	CAP	M	A991204
10	2	CAP	M	A991206
12,5	3	CAP	M	A991208
19	4	CAP	M	A991212
25	5	CAP	M	A991216

Tapones para enchufes de válvula plana ISO 16028

Plugs and caps for flat face quick release couplings ISO 16028

Bouchons et capuchons de plastique pour coupleurs face plane ISO 16028

Tappi per innesti a faccia piana ISO 16028



TAMAÑO ISO ISO SIZE	TAMAÑO BG BG SIZE	DESCRIPCION DESCRIPTION	E. C.	Referencia Part n°
6,3	1	PLUG	H	A993104
10	2	PLUG	H	A993106*
10	2	PLUG	H	A993108
12,5	3	PLUG	H	A993112
19	4	PLUG	H	A993116
25	5	PLUG	H	A993120
6,3	1	CAP	M	A993204
10	2	CAP	M	A993206*
10	2	CAP	M	A993208
12,5	3	CAP	M	A993212
19	4	CAP	M	A993216
25	5	CAP	M	A993220

Hasta fin de existencias / Until end of stock / Jusqu'à la fin du stock / Fino ad esaurimento

Tapones para enchufes autorroscantes ISO 14541

Plugs and caps for quick release screw coupling ISO 14541

Bouchon pour coupleur rapide à visser ISO 14541

Tappi per innesti rapidi a vite ISO 14541



TAMAÑO ISO ISO SIZE	TAMAÑO BG BG SIZE	DESCRIPCION DESCRIPTION	E. C.	Referencia Part n°
6,3	1	CAP	H	A994104
10	2	CAP	H	A994106
12,5	3	CAP	H	A994108
19	4	CAP	H	A994112
25	5	CAP	H	A994116
6,3	1	PLUG	M	A994204
10	2	PLUG	M	A994206
12,5	3	PLUG	M	A994208
19	4	PLUG	M	A994212
25	5	PLUG	M	A994216

Tapones para enchufes autorroscantes alta resistencia

Plugs and caps for quick release coupling very high resistance

Bouchon pour coupleur rapide très haute résistance

Tappi per innesti rapidi alta resistenza



TAMAÑO ISO ISO SIZE	TAMAÑO BG BG SIZE	DESCRIPCION DESCRIPTION	E. C.	Referencia Part n°
10	2	CAP	H	A998106
12,5	3	CAP	H	A998108
19	4	CAP	H	A998112
25	5	CAP	H	A998116
31,5	6	CAP	H	A998120
40	7	CAP	H	A998124
10	2	PLUG	M	A998206
12,5	3	PLUG	M	A998208
19	4	PLUG	M	A998212
25	5	PLUG	M	A998216
31,5	6	PLUG	M	A998220
40	7	PLUG	M	A998224

Tapones para enchufes altísima presión ISO 14540

Plugs and caps for quick release coupling very high pressure ISO 14540

Bouchon pour coupleur rapide très haute pression ISO 14540

Tappi per innesti rapidi alta pressione ISO 14540



TAMAÑO ISO ISO SIZE	TAMAÑO BG BG SIZE	Referencia Part n°
10	2	A992106

ENCHUFES RÁPIDOS DNP

DNP Quick-release couplings

Coupleurs rapides DNP

Innesti rapidi DNP

Tapones para enchufes NV

Plugs and caps for NV quick release coupling

Bouchons et capuchons de plastique pour coupleurs NV

Tappi per ISO NV



TAMAÑO ISO ISO SIZE	TAMAÑO BG BG SIZE	DESCRIPCION DESCRIPTION	Referencia Part n°
6,3	1	PLUG	A995104
10	2	PLUG	A995106
19	4	PLUG	A995112
25	5	PLUG	A995116
6,3	1	CAP	A995204
10	2	CAP	A995206
19	4	CAP	A995212
25	5	CAP	A995216

FLUIDAL

ENCHUFES RÁPIDOS TRALE

TrAle quick-release couplings

Coupleurs rapides TrAle

Innesti rapidi TrAle

E.R. Punzón ISO A BSP

ISO A Quick release coupling BSP

Coupleur rapide à clapet norme ISO A BSP

Innesto rapido a valvula ISO A BSP



ROSCA THREAD	TAMAÑO ISO ISO SIZE	TAMAÑO BG BG SIZE	E. C.	Referencia Part n°
1/4" BSP	6,3	1	M	B800104
3/8" BSP	10	2	M	B800106
1/2" BSP	12,5	3	M	B800108
3/4" BSP	20	4	M	B800112
1" BSP	25	5	M	B800116
1/4" BSP	6,3	1	H	B800204
3/8" BSP	10	2	H	B800206
1/2" BSP	12,5	3	H	B800208
3/4" BSP	20	4	H	B800212
1" BSP	25	5	H	B800216

E.R. Punzón ISO A (rosca NPT)

ISO A Quick release coupling NPT

Coupleur rapide à clapet norme ISO A NPT

Innesto rapido a valvula ISO A NPT




ROSCA THREAD	TAMAÑO ISO ISO SIZE	TAMAÑO BG BG SIZE	E. C.	Referencia Part n°
1/4" NPT	6,3	1	M	B801104
3/8" NPT	10	2	M	B801106
1/2" NPT	12,5	3	M	B801108
3/4" NPT	20	4	M	B801112
1" NPT	25	5	M	B801116
1/4" NPT	6,3	1	H	B801204
3/8" NPT	10	2	H	B801206
1/2" NPT	12,5	3	H	B801208
3/4" NPT	20	4	H	B801212
1" NPT	25	5	H	B801216

E.R. Punzón ISO B BSP

ISO B Quick release coupling BSP

Coupleur rapide à clapet norme ISO B BSP

Innesto rapido a valvula ISO B BSP



ROSCA THREAD	TAMAÑO ISO ISO SIZE	TAMAÑO BG BG SIZE	E. C.	Referencia Part n°
1/4" BSP	6	1	M	B810104
3/8" BSP	10	2	M	B810106
1/2" BSP	13	3	M	B810108
3/4" BSP	19	4	M	B810112
1" BSP	25	5	M	B810116
1/4" BSP	6	1	H	B810204
3/8" BSP	10	2	H	B810206
1/2" BSP	13	3	H	B810208
3/4" BSP	19	4	H	B810212
1" BSP	25	5	H	B810216

E.R. Válvula plana Ecológico BSP ISO 16028

Ecological flat face coupling BSP ISO 16028

Coupleur rapide à clapet face plane "Ecologique" BSP ISO 16028

Innesto rapido a faccia piana Ecologico BSP ISO 16028




ROSCA THREAD	TAMAÑO ISO ISO SIZE	TAMAÑO BG BG SIZE	E. C.	Referencia Part n°
1/4" BSP	6	1	M	B900104
3/8" BSP	10	2	M	B900106
1/2" BSP	12	3	M	B900108
3/4" BSP	16	4A	M	B900112
1" BSP	19	4	M	B900116
1/4" BSP	6	1	H	B900204
3/8" BSP	10	2	H	B900206
1/2" BSP	12	3	H	B900208
3/4" BSP	16	4A	H	B900212
1" BSP	19	4	H	B900216

E.R. Punzón Serie NV BSP

Quick release coupling NV Serie BSP

Coupleur rapide à clapet Serie NV BSP

Innesto rapido a valvula Serie NV BSP



ROSCA THREAD	TAMAÑO ISO ISO SIZE	TAMAÑO BG BG SIZE	E. C.	Referencia Part n°
1/4" BSP	6,3	1	M	B820104
3/8" BSP	10	2	M	B820106
3/4" BSP	20	4	M	B820112
1" BSP	25	5	M	B820116
1/4" BSP	6,3	1	H	B820204
3/8" BSP	10	2	H	B820206
3/4" BSP	20	4	H	B820212
1" BSP	25	5	H	B820216

Válvulas de frenado BSP

Brake valves BSP

Valves freinage BSP

Valvole di frenaggio BSP




ROSCA THREAD	TAMAÑO ISO ISO SIZE	TAMAÑO BG BG SIZE	E. C.	Referencia Part n°
1/2" BSP	12,5	3	M	B910508
1/2" BSP	12,5	3	H	B910208

E.R. Push-Pull Punzón Trale BSP

Trale Push-Pull couplings BSP

Coupleurs Push-Pull Trale BSP

Innesti Push-Pull Trale BSP



ROSCA THREAD	TAMAÑO ISO ISO SIZE	TAMAÑO BG BG SIZE	E. C.	Referencia Part n°
1/2" BSP	12,5	3	M	B840108
1/2" BSP	12,5	3	H	B840208

ENCHUFES RÁPIDOS TRALE

TrAle quick-release couplings

Coupleurs rapides TrAle

Innesti rapidi TrAle

Tapones para enchufes rápidos ISO A

Plugs and caps for ISO A quick release couplings

Bouchons et capuchons de plastique pour coupleurs norme ISO A

Tappi per ISO A



TAMAÑO ISO ISO SIZE	TAMAÑO BG BG SIZE	DESCRIPCION DESCRIPTION	E. C.	Referencia Part n°
6,3	1	PLUG	H	B990104
10	2	PLUG	H	B990106
12,5	3	PLUG	H	B990108
20	4	PLUG	H	B990112
25	5	PLUG	H	B990116
6,3	1	CAP	M	B990204
10	2	CAP	M	B990206
12,5	3	CAP	M	B990208
20	4	CAP	M	B990212
25	5	CAP	M	B990216

Tapones para enchufes rápidos ISO B

Plugs and caps for ISO B quick release couplings

Bouchons et capuchons de plastique pour coupleurs norme ISO B

Tappi per ISO B



TAMAÑO ISO ISO SIZE	TAMAÑO BG BG SIZE	DESCRIPCION DESCRIPTION	E. C.	Referencia Part n°
6,3	1	PLUG	H	B991104
10	2	PLUG	H	B991106
12,5	3	PLUG	H	B991108
20	4	PLUG	H	B991112
25	5	PLUG	H	B991116
6,3	1	CAP	M	B991204
10	2	CAP	M	B991206
12,5	3	CAP	M	B991208
20	4	CAP	M	B991212
25	5	CAP	M	B991216

ENCHUFES RÁPIDOS GREENLINE

GreenLine quick-release couplings

Coupleurs rapides GreenLine

Innesti rapidi GreenLine

E.R. Punzón ISO A

ISO A Quick release coupling

Coupler rapide á clapet norme ISO A

Innesto rapido a valvola ISO A



ROSCA THREAD	TAMAÑO ISO ISO SIZE	TAMAÑO BG BG SIZE	E. C.	Referencia Part n°
1/4" BSP	6,3	1	M	C800104
3/8" BSP	10	2	M	C800106
1/2" BSP	12,5	3	M	C800108
3/4" BSP	20	4	M	C800112
1/4" BSP	6,3	1	H	C800204
3/8" BSP	10	2	H	C800206
1/2" BSP	12,5	3	H	C800208
3/4" BSP	20	4	H	C800212

Juntas de reparación e.r. ISO A

Seals to repair for ISO A quick release coupling

Joints pour coupleur ISO A

Guarnizioni per innesto ISO A



TAMAÑO ISO ISO SIZE	TAMAÑO BG BG SIZE	Referencia Part n°
6,3	1	JAGNBRO4
10	2	JAGNBRO6
12,5	3	JAGNBRO8
20	4	JAGNBR12

Arandelas PTFE

PTFE seals

Rondelles PTFE

Rondelle a PTFE



TAMAÑO ISO ISO SIZE	TAMAÑO BG BG SIZE	Referencia Part n°
6,3	1	JAGPTFE04
10	2	JAGPTFE06
12,5	3	JAGPTFE08
20	4	JAGPTFE12

LLAVES DE PASO

Ball valves
Robinets
Rubinetti



LLAVES DE PASO ALTA PRESIÓN MHA **346**

MHA Ball valves high pressure
Robinets haute pression MHA
Rubinetti a sfera alta pressione MHA

LLAVES DE PASO BAJA PRESIÓN **350**

Low pressure Ball valves
Robinets Basse pression
Rubinetti Bassa pressione

LLAVES DE PASO ALTA PRESIÓN TRΔLE® **351**

TrΔle® Ball Valves
Robinets TrΔle® haute pression
Rubinetti a sfera TrΔle®

LLAVES DE PASO GREENLINE **352**

Greenline Ball valves
Robinets Greenline
Rubinetti Greenline

LLAVES DE PASO ALTA PRESIÓN MHA

MHA Ball valves high pressure
Robinets haute pression MHA
Rubinetti a sfera alta pressione MHA

De 2 vías ▪ 2 Ways ball valve ▪ Robinets haute pression 2 voies ▪ Rubinetti a sfera 2 vie



BKH G

BKH L

BKH S

BKH G NPT

BKH L DN

BKH S DN

BKH G DN

De 3 vías ▪ 3 Ways ball valve ▪ Robinets haute pression 3 voies ▪ Rubinetti a sfera 3 vie



BK3 G

3KH G

BK3 GT

BK3 NPT

De 4 vías ▪ 4 Ways ball valve ▪ Robinets haute pression 4 voies ▪ Rubinetti a sfera 4 vie



4KH G

Útil para cierre con candado ▪ Locking devices ▪ Dispositifs de verrouillage ▪ Dispositivi di bloccaggio



CANDT2

CANDT4

Llaves especiales y complementos ▪ Special ball valves and accessories ▪ Robinets spéciaux et compléments ▪ Rubinetti speciali e accessori



A60013/LR

LLAVES DE PASO BAJA PRESIÓN

Low pressure Ball valves
Robinets Basse pression
Rubinetti Bassa pressione

Llave de esfera baja presión ▪ 2 Ways ball valve low pressure ▪ Robinet basse pression 2 voies boisseau sphérique pn 16/25 ▪ Rubinettio a sfera bassa pressione



BP2V

Llave de esfera baja presión anti-hielo ▪ 2 Ways ball valve low pressure non frozen ▪ Robinet basse pression 2 voies boisseau sphérique pn 25 anti-gel ▪ Rubinettio a sfera, anti-gelo



BP2VA

FLUIDAL

LLAVES DE PASO ALTA PRESIÓN TRΔLE®

TrΔle® Ball Valves
Robinets TrΔle® haute pression
Rubinetti a sfera TrΔle®

De 2 vías ▪ 2 ways ▪ 2 voies ▪ Due vie



GB2V



GB2V_NPT



GB2V_L



GB2V_S

De 3 vías ▪ 3 ways ▪ 3 voies ▪ Tre vie



GB3V



GB3VH

FLUIDAL

LLAVES DE PASO GREENLINE

Greenline Ball valves

Robinets Greenline

Rubinetti Greenline

Llaves paso dos vías ▪ 2 Ways ball valve ▪ Robinet 2 voies boisseau ▪ Rubinetto a due vie



BV2W

Llaves paso tres vías ▪ 3 Ways ball valve ▪ Robinet 3 voies boisseau ▪ Rubinetto a tre vie



BV3W



BV3WH

FLUIDAL

LLAVES DE PASO ALTA PRESIÓN MHA

MHA Ball valves high pressure
 Robinets haute pression MHA
 Rubinetti a sfera alta pressione MHA

Llave 2 vías rosca hembra BSP

2 Ways ball valve BSP female

Robinets haute pression 2 voies boisseau sphérique BSP

Rubinetto a sfera femmina-femmina BSP



DN	ROSCA THREAD	Referencia Part n°
4	1/8" BSP	BKH G 1/8
6	1/4" BSP	BKH G 1/4
10	3/8" BSP	BKH G 3/8
13	1/2" BSP	BKH G 1/2
20	3/4" BSP	BKH G 3/4
25	1" BSP	BKH G 1
25	1"1/4 BSP	BKH G 1 1/4 DN25
25	1"1/2 BSP	BKH G 1 1/2 DN25

Orificios de fijación incluidos desde 1/8" BSP hasta 1" BSP / Fixation holes included from 1/8" BSP to 1" BSP
 Trous de fixation inclus depuis 1/8" BSP jusqu'à 1" BSP / Fori di fissaggio inclusi da 1/8" BSP fino a 1" BSP

Llave 2 vías tubo rígido Serie Ligera

2 Ways ball valve: tube connection Light Series

Robinets haute pression 2 voies boisseau sphérique sortie pour tube rigide DIN Série Légère

Rubinetto a sfera maschio DIN 2353 Serie L



DN	TUBO PIPE	ROSCA THREAD	Referencia Part n°
4	6L	M12x1.5	BKH 6 L
6	8L	M14x1.5	BKH 8 L
8	10L	M16x1.5	BKH 10 L
10	12L	M18x1.5	BKH 12 L
13	15L	M22x1.5	BKH 15 L
16	18L	M26x1.5	BKH 18 L
20	22L	M30x2	BKH 22 L
25	28L	M36x2	BKH 28 L
25/40	42L	M52x2	BKH 42 L

Llave 2 vías tubo rígido Serie Pesada

2 Ways ball valve: tube connection Heavy Series

Robinets haute pression 2 voies boisseau sphérique sortie pour tube rigide din Série Lourde

Rubinetto a sfera maschio DIN Serie S



DN	TUBO PIPE	ROSCA THREAD	Referencia Part n°
4	8S	M16x1.5	BKH 8 S
6	10S	M18x1.5	BKH 10 S
8	12S	M20x1.5	BKH 12 S
10	14S	M22x1.5	BKH 14 S
13	16S	M24x1.5	BKH 16 S
16	20S	M30x2	BKH 20 S
13	20S	M30x2	BKH 20 S DN13
20	25S	M36x2	BKH 25 S
25	30S	M42x2	BKH 30 S

Llave 2 vías rosca hembra NPT

2 Ways ball valve NPT female

Robinets haute pression 2 voies boisseau sphérique sortie femelle briggs (NPT)

Rubinetto a sfera 2 vie femmina NPT



DN	ROSCA THREAD	Referencia Part n°
6	1/4" NPT	BKH G 1/4 NPT
10	3/8" NPT	BKH G 3/8 NPT
13	1/2" NPT	BKH G 1/2 NPT
20	3/4" NPT	BKH G 3/4 NPT
25	1" NPT	BKH G 1 NPT
25	1"1/4 NPT	BKH G 1 1/4 NPT
25	1"1/2 NPT	BKH G 1 1/2 NPT
50	2" NPT	BKH G 2 NPT

Llave 2 vías tubo rígido L paso total

Ball-valves: tube connection L serie DIN 2353 full bore

Robinets haute pression 2 voies boisseau sphérique femelle ISO 228

Rubinetto a sfera maschio DIN 2353 -L-



DN	TUBO PIPE	ROSCA THREAD	Referencia Part n°
32	35L	M45x2	BKH 35 L DN32
40	40L	M52x2	BKH 42 L DN40

Llave 2 vías tubo rígido S paso total

Ball-valves: tube connection S serie DIN 2353 full bore

Robinets haute pression 2 voies boisseau sphérique métrique Série Lourde passage total

Rubinetto a sfera maschio DIN 2353 -S-



DN	TUBO PIPE	ROSCA THREAD	Referencia Part n°
32	38S	M52x2	BKH 38 S DN32

Llave de paso BSP hembra ISO 228 paso total

Ball-valves BSP female ISO 228

Robinets haute pression 2 voies boisseau sphérique femelle ISO 228

Rubinetto a sfera femmina BSP ISO228



DN	ROSCA THREAD	Referencia Part n°
32	1"1/4 BSP	BKH G 1 1/4 DN32
40	1"1/2 BSP	BKH G 1 1/2 DN40
50	2" BSP	BKH G 2 DN50

LLAVES DE PASO ALTA PRESIÓN MHA

MHA Ball valves high pressure
 Robinets haute pression MHA
 Rubinetti a sfera alta pressione MHA

Llave 3 vías hembra-hembra-hembra BSP (Tipo L)

3 Ways ball valve BSP female-female-female (Type L)

Robinet haute pression 3 voies série "L" boisseau sphérique femelle-femelle-femelle BSP

Rubinetto a sfera 3 vie femmina (Tipo L)



DN	ROSCA THREAD	Referencia Part n°
6	1/4" BSP	BK3 G 1/4
10	3/8" BSP	BK3 G 3/8
13	1/2" BSP	BK3 G 1/2
20	3/4" BSP	BK3 G 3/4
25	1" BSP	BK3 G 1

La entrada del caudal es solamente por la vía central / The input flow is only through the central way
 L'entrée du débit est seulement par la voie cenTrAle® / L'ingresso al flusso è solo la linea cenTrAle®

Llave 3 vías hembra multivía (Tipo L)

Multi-way ball valves female 3 ways (Type L)

Robinet haute pression 3 voies série "L" boisseau sphérique femelle gaz

Rubinetto a sfera 3 vie femmina (Tipo L)



DN	ROSCA THREAD	Referencia Part n°
4	1/8" BSP	3KH G 1/8
6	1/4" BSP	3KH G 1/4
10	3/8" BSP	3KH G 3/8
13	1/2" BSP	3KH G 1/2
20	3/4" BSP	3KH G 3/4
25	1" BSP	3KH G 1
25/32	1"1/4 BSP	3KH G 1 1/4
25/40	1"1/2 BSP	3KH G 1 1/2

La entrada del caudal puede ser por cualquiera de las 3 vías / The input flow can be done through any of the 3 ways / L'entrée du débit peut être par l'un des 3 voies / Il flusso in ingresso può essere da qualsiasi dei 3 vie

Llave 3 vías hembra-hembra-hembra BSP (Tipo T)

3 Ways ball valve BSP female-female-female (Type T)

Robinet haute pression 3 voies série "T" boisseau sphérique femelle-femelle-femelle BSP

Rubinetto a sfera 3 vie femmina (Tipo T)



DN	ROSCA THREAD	Referencia Part n°
6	1/4" BSP	BK3 G 1/4 T
10	3/8" BSP	BK3 G 3/8 T
13	1/2" BSP	BK3 G 1/2 T
20	3/4" BSP	BK3 G 3/4 T
25	1" BSP	BK3 G 1 T

La entrada del caudal es solamente por la vía central / The input flow is only through the central way
 L'entrée du débit est seulement par la voie cenTrAle® / L'ingresso al flusso è solo la linea cenTrAle®

Llave 3 vías hembra-hembra-hembra NPT (Tipo L)

3 Ways ball valve NPT female-female-female (Type L)

Robinet haute pression 3 voies série "L" boisseau sphérique femelle-femelle-femelle NPT

Rubinetto a sfera 3 vie femmina (Tipo L)



DN	ROSCA THREAD	Referencia Part n°
6	1/4" NPT	BK3 1/4 NPT
6	3/8" NPT	BK3 3/8 NPT
6	1/2" NPT	BK3 1/2 NPT
6	3/4" NPT	BK3 3/4 NPT
6	1" NPT	BK3 1 NPT

Llave 4 vías rosca hembra BSP (Tipo X)

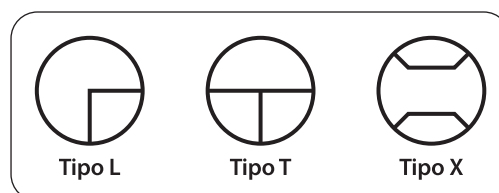
Multi-way ball valves female 4 ways (Type X)

Robinet haute pression 4 voies série "X" boisseau sphérique femelle gaz

Rubinetto 4 vie femmina BSP (Tipo X)



DN	ROSCA THREAD	Referencia Part n°
4	1/8" BSP	4KH G 1/8
6	1/4" BSP	4KH G 1/4
10	3/8" BSP	4KH G 3/8
13	1/2" BSP	4KH G 1/2
20	3/4" BSP	4KH G 3/4
25	1" BSP	4KH G 1
25/32	1"1/4 BSP	4KH G 1 1/4
25/40	1"1/2 BSP	4KH G 1 1/2



LLAVES DE PASO ALTA PRESIÓN MHA

MHA Ball valves high pressure
 Robinets haute pression MHA
 Rubinetti a sfera alta pressione MHA

Útil para cierre con candado tipo 2

Locking devices type 2

Dispositifs de verrouillage type 2

Dispositivo di bloccaggio tipo 2



DESCRIPCION DESCRIPTION	Referencia Part n°
hex.9, DN4-8	CANDT2-9A
hex.9, DN10-13	CANDT2-9B
hex.14, DN20-25	CANDT2-14

Útil para cierre con candado tipo 4

Locking devices type 4

Dispositifs de verrouillage type 4

Dispositivo di bloccaggio tipo 4



DESCRIPCION DESCRIPTION	Referencia Part n°
Hex.9	CANDT4-9
Hex.14	CANDT4-14

Manetas para llaves

Levers for ball valves

Leviers pour robinets

Manopole per rubinetti a sfera



SW SW	Referencia Part n°
9	AR603722
9	C600063
9	A60013155330
12	L501741
14	A60013155331
14	C708618
14	LR606745
17	LR801799

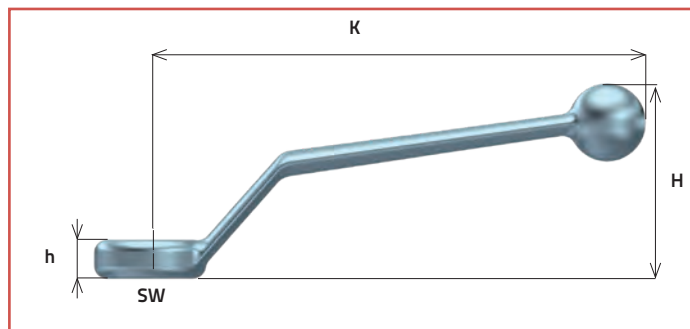
Ver tabla de dimensiones en pág 336 / See dimension table in page 336 / Voir table de dimensions à la page 336 / Vedere tabella di dimensioni a pagina 336

LLAVES DE PASO ALTA PRESIÓN MHA

MHA Ball valves high pressure
 Robinets haute pression MHA
 Rubinetti a sfera alta pressione MHA

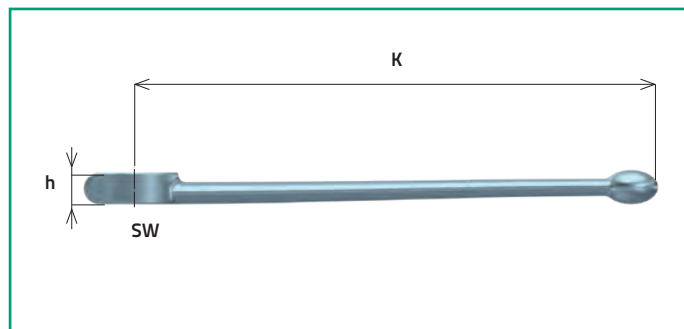
Manetas 1

Handles for ball-valves
 Leviers pour robinets
 Maniglia



Manetas 2

Handles for ball-valves
 Leviers pour robinets
 Maniglia



	SW	Zinc Zinc Zinco Zinc			Aluminio Aluminum Alluminio Aluminium			INOX/SS316L			Acero Steel Acier Acciaio		
Serie BSP 1/8 - 1/4 - 3/8 - 1/2 - 5/8	9	A60013155330* (1)			AR603722*			Z60013155330 *			C600063*		
Serie DIN 6 - 8 - 10 - 12 - 14 - 15 - 16		H	J	K	H	J	K	H	J	K	H	J	K
		45	8.7	155	-	10	155	45	8.7	155	47	9	155
Serie BSP 3/8	12				L501741* (1)								
Serie DIN 18					H	J	K						
		55	12	160									
Serie BSP 3/4 - 1 - 1 1/4	14	A60013155331* (1)			LR606745 *			Z60013155331*			C708618*		
Serie DIN 22 - 25 - 28 - 30 - 35 - 38		H	J	K	H	J	K	H	J	K	H	J	K
		-	13	200	-	12	200	-	13	200	64	12	171
Serie BSP 1 1/4 - 1 1/2 - 2	17				LR801799* (1)			Z60013155332*					
Serie DIN 3 3-5 - 38 - 42					H	J	K	H	J	K			
					-	16	320	-	15	90			

Las llaves se suministran con maneta de zinc o aluminio

Handles for ball-valves are supplied with zinc or aluminum
 Leviers pour robinets sont fournies avec une poignée en zinc ou en aluminium
 Maniglia sono fornite con manico in zinco o alluminio

(1) Maneta sumistrada junto a la llave / Handles are supplied for ball-valves / Leviers sont fournies pour robinets / Maniglia sono fornite con manico

LLAVES DE PASO BAJA PRESIÓN

Low pressure Ball valves
 Robinets Basse pression
 Rubinetti Bassa pressione

Llave de esfera baja presión

2 Ways ball valve low pressure

Robinet basse pression 2 voies boisseau sphérique
 pn 16/25

Rubinetto a sfera bassa pressione



TUBO PIPE	ROSCA THREAD	Referencia Part.nº
10	1/4" BSP	BP2V14
10	3/8" BSP	BP2V38
15	1/2" BSP	BP2V12
20	3/4" BSP	BP2V34
25	1" BSP	BP2V1
32	1"1/4 BSP	BP2V114
40	1"1/2 BSP	BP2V112
50	2" BSP	BP2V2
74	3" BSP	BP2V3
92	4" BSP	BP2V4

Llave de esfera baja presión anti-hielo

2 Ways ball valve low pressure non frozen

Robinet basse pression 2 voies boisseau sphérique
 pn 25 anti-gel

Rubinetto a sfera, anti-gelo



TUBO PIPE	ROSCA THREAD	Referencia Part.nº
10	1/4" BSP	BP2VA14
10	3/8" BSP	BP2VA38
14,5	1/2" BSP	BP2VA12
19	3/4" BSP	BP2VA34
24	1" BSP	BP2VA1
30	1"1/4 BSP	BP2VA114
37	1"1/2 BSP	BP2VA112
47	2" BSP	BP2VA2
59	2"1/2 BSP	BP2VA212
70	3" BSP	BP2VA3
85,5	4" BSP	BP2VA4

LLAVES DE PASO ALTA PRESIÓN TRΔLE®

TrΔle® Ball Valves
 Robinets TrΔle® haute pression
 Rubinetti a sfera TrΔle®

Llaves 2 vías hembra BSP con agujeros

2 Ways ball valve BSP female with holes

Robinet 2 voies boisseau sphérique BSP avec trous de fixation

Rubinetto a due vie con fori fissaggio



DN	ROSCA THREAD	Referencia Part n°
6	1/4" BSP	GB2V 1/4
10	3/8" BSP	GB2V 3/8
13	1/2" BSP	GB2V 1/2
20	3/4" BSP	GB2V 3/4
25	1" BSP	GB2V 1

Llaves paso 3 vías hembra-macho(60°)-hembra (tipo L)

3 Ways ball valve female-male(60°)-female (L type)

Robinet 3 voies femelle-mâle (60°)-femelle (type L)

Rubinetto a tre vie fem-maschio (60°)-fem (tipo L)



DN	ROSCA THREAD	Referencia Part n°
6	1/4" BSP	GB3V 1/4
10	3/8" BSP	GB3V 3/8
13	1/2" BSP	GB3V 1/2
20	3/4" BSP	GB3V 3/4
25	1" BSP	GB3V 1

Llaves 2 vías rosca hembra NPT

2 Ways ball valve NPT female

Robinet 2 voies boisseau sphérique sortie femelle briggs (NPT)

Rubinetto a sfera 2 vie femmina NPT



DN	ROSCA THREAD	Referencia Part n°
6	1/4" NPT	GB2V 1/4 NPT
10	3/8" NPT	GB2V 3/8 NPT
20	3/4" NPT	GB2V 3/4 NPT
13	1/2" NPT	GB2V 1/2 NPT
25	1" NPT	GB2V 1 NPT

Llaves paso 3 vías hembra-hembra-hembra (tipo L)

3 Ways ball valve female-female-female (L type)

Robinet 3 voies femelle-femelle-femelle (type L)

Rubinetto a tre vie fem.-fem.-fem. (tipo L)



DN	ROSCA THREAD	Referencia Part n°
6	1/4" BSP	GB3VH 1/4
10	3/8" BSP	GB3VH 3/8
13	1/2" BSP	GB3VH 1/2
20	3/4" BSP	GB3VH 3/4
25	1" BSP	GB3VH 1

Llaves 2 vías tubo rígido Serie Ligera

2 Ways ball valve: tube connection Light Serie

Robinet 2 voies boisseau sphérique sortie pour tube rigide DIN Série Légère

Rubinetto a sfera maschio DIN 2353 Serie L



DN	TUBO PIPE	ROSCA THREAD	Referencia Part n°
6	6L	M12x1.5	GB2V 6 L
6	8L	M14x1.5	GB2V 8 L
8	10L	M16x1.5	GB2V 10 L
10	12L	M18x1.5	GB2V 12 L
13	15L	M22x1.5	GB2V 15 L
13	18L	M26x1.5	GB2V 18 L
20	22L	M30x2	GB2V 22 L
25	28L	M36x2	GB2V 28 L

Llaves 2 vías tubo rígido Serie Pesada

2 Ways ball valve: tube connection Heavy Serie

Robinet 2 voies boisseau sphérique sortie pour tube rigide DIN Série Lourde

Rubinetto a sfera maschio DIN 2353 Serie S



DN	TUBO PIPE	ROSCA THREAD	Referencia Part n°
4	8S	M16x1.5	GB2V 8 S
6	10S	M18x1.5	GB2V 10 S
8	12S	M20x1.5	GB2V 12 S
13	16S	M24x1.5	GB2V 16 S
16	20S	M30x2	GB2V 20 S
20	25S	M36x2	GB2V 25 S
25	30S	M42x2	GB2V 30 S

LLAVES DE PASO GREENLINE

Greenline Ball valves

Robinets Greenline

Rubinetti Greenline

Llaves paso dos vías hembra BSP con agujeros

NEW

2 Ways ball valve BSP female with holes

Robinet 2 voies boisseau sphérique BSP avec trous de fixation

Rubinetto a due vie con fori fissaggio



DN	ROSCA THREAD	Referencia Part n°
10	3/8" BSP	BV2W3/8
13	1/2" BSP	BV2W1/2

Llaves paso 3 vías hembra-macho-hembra

NEW

3 Ways ball valve female-male-female.

Robinet 3 voies femelle-mâle-femelle

Rubinetto a tre vie fem-maschio-fem



DN	ROSCA THREAD	Referencia Part n°
10	3/8" BSP	BV3W3/8
13	1/2" BSP	BV3W1/2

Llaves paso 3 vías hembra-hembra-hembra

NEW

3 Ways ball valve female-female-female.

Robinet 3 voies femelle-femelle-femelle

Rubinetto a tre vie fem-fem-fem



DN	ROSCA THREAD	Referencia Part n°
10	3/8" BSP	BV3WH3/8
13	1/2" BSP	BV3WH1/2

DESVIADORES

Diverters
Déviateurs
Deviatori di flusso



DESVIADORES MANUALES 357

Diverters manual
Déviateurs manuels
Deviatori di flusso manuali

FLUIDAL

DESVIADORES MANUALES

DiverTERS manual
Déviateurs manuels
Deviatori di flusso manuali

De 3 vías ▪ 3 Way ▪ 3 voies ▪ 3 vie



D3V

D3VAP

D3V...CC

De 4 vías ▪ 4 Way ▪ 4 voies ▪ 4 vie



D4V

De 6 vías ▪ 6 Way ▪ 6 voies ▪ 6 vie



D6V

D6VAP

FLUIDAL

DESVIADORES MANUALES

Diverter manual
Déviateurs manuels
Deviatori di flusso manuali

Desviador de 3 vías rosca hembra BSP

3 Way diverter BSP female

Déviateur manuel 3 voies femelle BSP

Deviatore di flusso 3 vie femmina



ROSCA THREAD	Referencia Part n°
1/4" BSP	D3V14
3/8" BSP	D3V38
1/2" BSP	D3V12
3/4" BSP	D3V34
1" BSP	D3V10
1" 1/2 BSP	D3V112*

Hasta fin de existencias / Until end of stock / Jusqu'à la fin du stock / Fino ad esaurimento

Desviador 3 vías alta presión (400 bar)

High pressure 3 way flow diverter (400 bar)

Déviateur manuel 3 voies haute pression (400 bar)

Deviatore di flusso 3 vie alta pressione (400 bar)



ROSCA THREAD	Referencia Part n°
3/8" BSP	D3VAP38
1/2" BSP	D3VAP12
3/4" BSP	D3VAP34

Desviador de 3 vías centros cerrados

3 Way closed centers diverter

Déviateur manuel 3 voies centres fermés

Deviatore di flusso 3 vie femmina centri chiusi



ROSCA THREAD	Referencia Part n°
3/8" BSP	D3V38CC
1/2" BSP	D3V12CC
3/4" BSP	D3V34CC

Desviador de 4 vías

4 Way diverter BSP female

Déviateur manuel 4 voies femelle BSP

Deviatore di flusso 4 vie femmina



ROSCA THREAD	Referencia Part n°
1/4" BSP	D4V14
3/8" BSP	D4V38
1/2" BSP	D4V12
3/4" BSP	D4V34

Desviador de 6 vías

6 Way diverter BSP female

Déviateur manuel 6 voies femelle BSP

Deviatore di flusso 6 vie femmina



ROSCA THREAD	Referencia Part n°
1/4" BSP	D6V14
3/8" BSP	D6V38
1/2" BSP	D6V12
3/4" BSP	D6V34

Desviador 6 vías alta presión (400 bar)

High pressure 6 way flow diverter (400 bar)

Déviateur manuel 6 voies haute pression (400 bar)

Deviatore di flusso 6 vie alta pressione (400 bar)



ROSCA THREAD	Referencia Part n°
3/8" BSP	D6VAP38
1/2" BSP	D6VAP12
3/4" BSP	D6VAP34

RACORES GIRATORIOS

Swivel fittings
Raccords tournants
Raccordi girevoli



RACORES GIRATORIOS SERIE ITALIANA 362

Italian series Swivel fittings
Raccords tournants série Italienne
Raccordi girevoli serie italiana

RACORES GIRATORIOS SERIE TRALE® 363

TrAle series Swivel fittings
Raccords tournants série TrAle
Raccordi girevoli TrAle

FLUIDAL

RACORES GIRATORIOS SERIE ITALIANA

Italian series Swivel fittings
Raccords tournants série Italienne
Raccordi girevoli serie italiana

Racor giratorio BSP ▪ Swivel fitting BSP ▪ Raccord tournant BSP ▪ Giunto girevole BSP

| 362



GGL

GG90

Racor giratorio NPT ▪ Swivel fitting NPT ▪ Raccord tournant NPT ▪ Giunto girevole NPT

| 362



GGL...NPT

GG90...NPT

FLUIDAL

RACORES GIRATORIOS SERIE TRΔLE®

TrΔle® series Swivel fittings
Raccords tournants série TrΔle®
Raccordi girevoli TrAle

Racores giratorios BSP ▪ Swivel fitting BSP ▪ Raccord tournant BSP ▪ Giunto girevole BSP

| 363



RGR

RG90

FLUIDAL

RACORES GIRATORIOS SERIE ITALIANA

Italian series Swivel fittings
Raccords tournants série Italienne
Raccordi girevoli serie italiana

Racor giratorio recto BSP

Straight swivel fittings BSP

Raccord tournant droit BSP

Giunto girevole BSP



ROSCA THREAD	Referencia Part n°
1/4" BSP	GGL 1/4
3/8" BSP	GGL 3/8
1/2" BSP	GGL 1/2
3/4" BSP	GGL 3/4
1" BSP	GGL 1
1"1/4 BSP	GGL 1 1/4
1"1/2 BSP	GGL 1 1/2
2" BSP	GGL 2

Racor giratorio 90° BSP

Elbow 90° swivel fitting BSP

Raccord tournant coude 90° BSP

Giunto girevole a 90° BSP




ROSCA THREAD	Referencia Part n°
1/4" BSP	GG90 1/4
3/8" BSP	GG90 3/8
1/2" BSP	GG90 1/2
3/4" BSP	GG90 3/4
1" BSP	GG90 1
1"1/4 BSP	GG90 1 1/4
1"1/2 BSP	GG90 1 1/2
2" BSP	GG90 2

Racor giratorio recto NPT

Straight swivel fittings NPT

Raccord tournant droit NPT

Giunto girevole NPT



ROSCA THREAD	Referencia Part n°
1/4" NPT	GGL 1/4 NPT
3/8" NPT	GGL 3/8 NPT
1/2" NPT	GGL 1/2 NPT
3/4" NPT	GGL 3/4 NPT
1" NPT	GGL 1 NPT

Racor giratorio 90° NPT

Elbow 90° swivel fitting NPT

Raccord tournant coude 90° NPT

Giunto girevole a 90° NPT



ROSCA THREAD	Referencia Part n°
1/4" NPT	GG90 1/4 NPT
3/8" NPT	GG90 3/8 NPT
1/2" NPT	GG90 1/2 NPT
3/4" NPT	GG90 3/4 NPT
1" NPT	GG90 1 NPT

RACORES GIRATORIOS SERIE TRΔLE®

TrΔle® series Swivel fittings
Raccords tournants série TrΔle®
Raccordi girevoli TrΔle®

Racores giratorios rectos BSP

Straight swivel fitting BSP

Raccord tournant droit BSP

Raccordo girevole BSP



ROSCA THREAD	Referencia Part n°
1/4" BSP	RGR 1/4
3/8" BSP	RGR 3/8
1/2" BSP	RGR 1/2
3/4" BSP	RGR 3/4
1" BSP	RGR 1

Racores giratorios 90º BSP

Elbow 90º swivel fitting BSP

Raccord tournant coude 90º BSP

Raccordo girevole a 90º BSP



ROSCA THREAD	Referencia Part n°
1/4" BSP	RG90 1/4
3/8" BSP	RG90 3/8
1/2" BSP	RG90 1/2
3/4" BSP	RG90 3/4
1" BSP	RG90 1

FLUIDAL

MULTIENCHUFES

Multi-way couplings
Multi-coupleur
Multinnesti rapidi



FLUIDAL

MULTIENCHUFE SERIE TRALE

367

TrAle Multi-way coupling
Multi-coupleur TrAle
Multinnesti TrAle

MULTIENCHUFE SERIE TRALE

TrAle Multi-way coupling

Multi-coupleur TrAle

Multinnesti TrAle

Multienchufe 4 vías diseño DICSA ▪ Multi-way coupling 4 ways - DICSA design ▪ Multi-coupleur 4 voies - design DICSA ▪ Multinesti a 4 linee - design DICSA



Multienchufe 2 vías diseño DICSA ▪ Multi-way coupling 2 ways - DICSA design ▪ Multi-coupleur 2 voies - design DICSA ▪ Multinesti a 2 linee - design DICSA



Componentes multienchufe 2 vías/4 vías diseño DICSA ▪ Parts Multi-way coupling 2/4 ways - DICSA design ▪ Pièces multi-coupleur 2/ 4 voies - design DICSA ▪ Elementi per multi innesti a 2 e 4 vie



FLUIDAL

MULTIENCHUFE SERIE TRALE®

TrAle Multi-way coupling
Multi-coupleur TrAle®
Multinnesti TrAle

Multienchufe 4 vías con enchufes

Multi-way couplings 4 ways with couplings

Multi-coupleur 4 voies avec connecteur

Piastra multi-innesti a 4 linee, con innesti



C. E.	WAYS NR. Nº VIAS	Part n° Referencia
4 x F 1/2" BSP	4	MEDD44H08

Partes multienchufe 4 vías

Multi-way couplings 4 ways parts

Éléments Multi-coupleur 4 voies

Elementi multi-innesti a 4 linee



C. E.	WAYS NR. Nº VIAS	Part n° Referencia
---	4	MEDD4S
4 X F 1/2" BSP	4	MEDDH44H08
4 X F 1/2" BSP	4	MEDDM44H08

Multienchufe 2 vías con enchufes

Multi-way couplings 2 ways with couplings

Multi-coupleur 2 voies avec connecteur

Piastra multi-innesti a 2 linee, con innesti



C. E.	WAYS NR. Nº VIAS	Part n° Referencia
2 x F 1/2" BSP	2	MEDD22H08

Partes multienchufe 2 vías

Multi-way couplings 2 ways parts

Éléments Multi-coupleur 2 voies

Elementi multi-innesti a 2 linee



C. E.	WAYS NR. Nº VIAS	Part n° Referencia
---	2	MEDD2S
2 X F 1/2" BSP	2	MEDDH22H08
2 X F 1/2" BSP	2	MEDDM22H08

Enchufes rápidos

Quick-release couplings

Coupleurs rapides

Innesti rapidi



THREAD ROSCA	ISO SIZE TAMANO ISO	BG SIZE TAMANO BG	C. E.	Part n° Referencia
H 1/2" BSP	10	2	M	A930108
H 1/2" BSP	10	2	H	A930208

Componentes y repuestos

Spare parts

Pièces Détachées

Ricambi



C. E.	Part n° Referencia
MEDD2, MEDD4	SETA MEDD
MEDD2	MEDD1802
MEDD4	MEDD1804

MULTI - 2

MEDD1802 SETA MEDD

MEDDH22H08 + MEDDM22H08 = MEDD22H08

MEDD2S + A930208 x2 = MEDD22H08

MEDD2S + A930108 x2 = MEDD22H08

MULTI - 4

MEDD1804 SETA MEDD

MEDDH44H08 + MEDDM44H08 = MEDD44H08

MEDD4S + A930208 x4 = MEDD44H08

MEDD4S + A930108 x4 = MEDD44H08

PROTECCIONES

Protections
Protections
Protezioni



TAPONES DE PLÁSTICO 371

Plastic plugs
Capuchons plastique
Tappi di plastica

MUELLES 374

Springs
Ressorts
Spirali

PROTECCIONES TEXTILES 375

Protections
Protection textile
Protezioni tessili

FIJACIONES DE SEGURIDAD 378

Safety fixation
Système de sécurité anti-fouet
Fune di sicurezza

FLUIDAL

TAPONES DE PLÁSTICO

Plastic plugs
Capuchons plastique
Tappi di plastica

Tapones hembra para roscas macho ▪ Female plugs for male thread ▪ Capuchons plastique femelle pour filetage mâle ▪ Tappi femmina per filettature maschio



MUELLES

Springs
Ressorts
Spirali


Muelles de plástico ▪ Plastic springs ▪ Ressorts plastique ▪ Spirali di plastica



PROTECCIONES TEXTILES

Protections
Protection textile
Protezioni tessili

Protección fibra de vidrio, cerámica y adhesiva ▪ Fiberglass, adhesive tape and ceramic protection ▪ Protection en fibre de verre, adhesive et céramique ▪ Protezione in fibra di vetro, striscia adesiva e ceramica



FIJACIONES DE SEGURIDAD

Safety fixation
Système de sécurité anti-fouet
Fune di sicurezza

Elementos de fijación de seguridad ▪ Safety fixation elements ▪ Système de sécurité anti-fouet ▪ Componenti per fune di sicurezza



TAPONES DE PLÁSTICO

Plastic plugs
Capuchons plastique
Tappi di plastica

Tapón plástico hembra rosca BSP

Plastic female cap - BSP thread

Bouchons plastique femelle - gaz

Tappo plastica femmina BSP



ROSCA THREAD	u/ Bolsa u/ Bag	Referencia Part n°
1/8" BSP	100	TFG 1/8
1/4" BSP	100	TFG 1/4
3/8" BSP	100	TFG 3/8
1/2" BSP	100	TFG 1/2
5/8" BSP	100	TFG 5/8
3/4" BSP	100	TFG 3/4
1" BSP	100	TFG 1
1"1/4 BSP	100	TFG 1 1/4
1"1/2 BSP	100	TFG 1 1/2
2" BSP	50	TFG 2

Tapón plástico hembra rosca Métrica

Plastic female cap - Metric thread

Bouchons plastique femelle Métriques

Tappo plastica femmina Metrico



ROSCA THREAD	u/ Bolsa u/ Bag	Referencia Part n°
M12x1.5	100	TFM 12X1.5
M14x1.5	100	TFM 14X1.5
M16x1.5	100	TFM 16X1.5
M18x1.5	100	TFM 18X1.5
M20x1.5	100	TFM 20X1.5
M22x1.5	100	TFM 22X1.5
M24x1.5	100	TFM 24X1.5
M26x1.5	100	TFM 26X1.5
M30x2	100	TFM 30X2
M36x2	100	TFM 36X2
M42x2	100	TFM 42X2
M52x2	50	TFM 52X2

Tapón plástico hembra rosca UNF/JIC

Plastic female cap - UNF (JIC) thread

Bouchons plastique femelle - JIC-UNF

Tappo plastica femmina UNF/JIC



ROSCA THREAD	u/ Bolsa u/ Bag	Referencia Part n°
7/16" UNF	100	TFU 7/16
1/2" UNF	100	TFU 1/2
9/16" UNF	100	TFU 9/16
3/4" UNF	100	TFU 3/4
7/8" UNF	100	TFU 7/8
1"1/16 UNF	100	TFU 1 1/16
1"5/16 UNF	100	TFU 1 5/16
1"5/8 UNF	100	TFU 1 5/8
1"7/8 UNF	100	TFU 1 7/8

Tapón plástico para bridas 3000 PSI

Plastic caps for SAE 3000 PSI flanges

Bouchons plastique de brides SAE 3000 PSI

Tappo de plastica per flangia SAE 3000 PSI



DN	SERIE SERIES	TAMAÑO SIZE	u/ Bolsa u/ Bag	Referencia Part n°
30,2	3000 PSI	1/2"	100	TS 3000 1/2
38,1	3000 PSI	3/4"	100	TS 3000 3/4
44,5	3000 PSI	1"	100	TS 3000 1
50,8	3000 PSI	1"1/4	100	TS 3000 1 1/4
60,3	3000 PSI	1"1/2	100	TS 3000 1 1/2
71,4	3000 PSI	2"	100	TS 3000 2

Tapón plástico para bridas 6000 PSI

Plastic caps for SAE 6000 PSI flanges

Bouchons plastique de brides SAE 6000 PSI

Tappo de plastica per flangia SAE 6000 PSI



DN	SERIE SERIES	TAMAÑO SIZE	u/ Bolsa u/ Bag	Referencia Part n°
31,8	6000 PSI	1/2"	100	TS 6000 1/2
41,3	6000 PSI	3/4"	100	TS 6000 3/4
47,6	6000 PSI	1"	100	TS 6000 1
54	6000 PSI	1"1/4	100	TS 6000 1 1/4
63,5	6000 PSI	1"1/2	100	TS 6000 1 1/2
79,4	6000 PSI	2"	50	TS 6000 2

TAPONES DE PLÁSTICO

Plastic plugs
Capuchons plastique
Tappi di plastica

Tapón plástico macho rosca BSP

Plastic male plug for BSP thread

Bouchons plastique mâle - BSP

Tappo plastica maschio BSP



ROSCA THREAD	u/ Bolsa u/ Bag	Referencia Part n°
1/8" BSP	100	TMG 1/8
1/4" BSP	100	TMG 1/4
3/8" BSP	100	TMG 3/8
1/2" BSP	100	TMG 1/2
5/8" BSP	100	TMG 5/8
3/4" BSP	100	TMG 3/4
1" BSP	100	TMG 1
1 1/4" BSP	100	TMG 1 1/4
1 1/2" BSP	50	TMG 1 1/2
2" BSP	50	TMG 2

Tapón plástico macho rosca Métrica

Plastic male plug for Metric thread

Bouchons plastique mâle - Métriques

Tappo plastica maschio Metrico



ROSCA THREAD	u/ Bolsa u/ Bag	Referencia Part n°
M12x1.5	100	TMM 12X1.5
M14x1.5	100	TMM 14X1.5
M16x1.5	100	TMM 16X1.5
M18x1.5	100	TMM 18X1.5
M20x1.5	100	TMM 20X1.5
M22x1.5	100	TMM 22X1.5
M24x1.5	100	TMM 24X1.5
M26x1.5	100	TMM 26X1.5
M30x2-M30X1.5	100	TMM 30X2
M36x2	100	TMM 36X2
M42x2	50	TMM 42X2
M45x2	50	TMM 45X2
M52X2	50	TMM 52X2

Tapón plástico macho rosca UNF/JIC

Plastic male plug for UNF (JIC) thread

Bouchons plastique mâle - JIC-UNF

Tappo plastica maschio UNF/JIC



ROSCA THREAD	u/ Bolsa u/ Bag	Referencia Part n°
7/16" UNF	100	TMU 7/16
1/2" UNF	100	TMU 1/2
9/16" UNF	100	TMU 9/16
3/4" UNF	100	TMU 3/4
7/8" UNF	100	TMU 7/8
1 1/16 UNF	100	TMU 1 1/16
1 5/16 UNF	100	TMU 1 5/16
1 5/8 UNF	50	TMU 1 5/8
1 7/8 UNF	50	TMU 1 7/8

Cinta PTFE

PTFE Tape

Ruban PTFE

Nastro di PTFE



Nº rollos N° rolls	Referencia Part n°
10	M2999010

Cinta PTFE TrAle

TrAle PTFE Tape

Ruban PTFE TrAle

Nastro di PTFE TrAle

NEW



Nº rollos N° rolls	Referencia Part n°
10	MS2999010

Tapones para latiguillos

Caps for assemblies

Capouchons pour tuyau

Tappi per tubi



TAMAÑO SIZE	u/ Bolsa u/ Bag	Referencia Part n°
HEX14	100	LHT014
HEX16	100	LHT016
HEX17	100	LHT017
HEX19	100	LHT019
HEX22	100	LHT022
HEX24	100	LHT024
HEX25	100	LHT025
HEX27	100	LHT027
HEX30	100	LHT030
HEX32	100	LHT032
HEX36	100	LHT036
HEX41	50	LHT041
HEX46	50	LHT046
HEX50	50	LHT050
HEX55	50	LHT055
HEX60	25	LHT060
HEX65	25	LHT065
HEX70	25	LHT070
HEX75	25	LHT075
HEX80	25	LHT080

TAPONES DE PLÁSTICO

Plastic plugs
Capuchons plastique
Tappi di plastica

Service Plugs

Service Plugs

Bouchons de service


Spine di servizio

NEW



TAMAÑO SIZE	Referencia Part n°
MIX	TSPMIX
Small	TSPS
Medium	TSPM
Large	TSPL

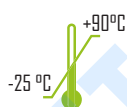
Insert



Push




Push & Twist



MIX

Ø 1-42mm | S x 4 / M x 4 / L x 2 pcs.



TSPMIX

S


Ø 1-10mm | S x 6 pcs.



TSPS

M


Ø 5-22mm | M x 4 pcs.



TSPM

L

Ø 13-42mm | L x 4 pcs.



TSPL

MUELLES

Springs
Ressorts
Spirali

Muelle de plástico plano

Flat plastic spring

Ressort plastique plat

Spirale di plastica piatta



DN	Espesor (mm) Thickness (mm)	PASO ESPIRAL SPIRAL PITCH	LONGITUD (m) LENGTH (m)	Referencia Part n°
12	1	8	50	AMUELLE P12
13	1	16	50	AMUELLE P13
15	1	16	50	AMUELLE P15
16	1	16	50	AMUELLE P16
17	1	16	50	AMUELLE P17
18	1	16	50	AMUELLE P18
20	1	16	50	AMUELLE P20
21	1	16	50	AMUELLE P21
22	1	16	50	AMUELLE P22
25	1	16	50	AMUELLE P25
28	1	16	50	AMUELLE P28
30	1	16	50	AMUELLE P30
33	2	16	20	AMUELLE P33
35	2	16	20	AMUELLE P35
38	2	16	20	AMUELLE P38
40	2	16	20	AMUELLE P40
45	2	16	20	AMUELLE P45
48	2	16	20	AMUELLE P48
50	2	16	20	AMUELLE P50
55	2	16	20	AMUELLE P55
60	2	16	20	AMUELLE P60
70	2	16	20	AMUELLE P70
80	2	16	15	AMUELLE P80

Muelle de plástico redondo

Round plastic spring

Ressort plastique rond

Spirale di plastica rotonda



DN	Espesor (mm) Thickness (mm)	PASO ESPIRAL SPIRAL PITCH	LONGITUD (m) LENGTH (m)	Referencia Part n°
12 - 16	1.5	12	50	AMUELLE PR12
16 - 20	2	16	50	AMUELLE PR16
20 - 25	2.5	18	50	AMUELLE PR20
25 - 30	2.5	23	50	AMUELLE PR25

Muelle plano PEAD, color negro

HDPE flat spring, black color

Ressort plat en HDPE, couleur noir

Spirale in HDPE, colore nero



DN	Espesor (mm) Thickness (mm)	PASO ESPIRAL SPIRAL PITCH	LONGITUD (m) LENGTH (m)	Referencia Part n°
13	1.3	13	25	AMUELLE HDPE13
16	2	13	25	AMUELLE HDPE16
20	2.2	20	25	AMUELLE HDPE20
27	2.5	24	25	AMUELLE HDPE27
35	2.7	24	25	AMUELLE HDPE35
43	3.4	30	25	AMUELLE HDPE43
56	3.7	37	25	AMUELLE HDPE56
66	4.4	42	20	AMUELLE HDPE66

Muelle plano PEAD, color amarillo

HDPE flat spring, yellow color

Ressort plat en HDPE, couleur jaune

Spirale in HDPE, colore giallo



DN	Espesor (mm) Thickness (mm)	PASO ESPIRAL SPIRAL PITCH	LONGITUD (m) LENGTH (m)	Referencia Part n°
13	1.3	13	25	AMUELLE HDPEY13
16	2	13	25	AMUELLE HDPEY16
20	2.2	20	25	AMUELLE HDPEY20
27	2.5	24	25	AMUELLE HDPEY27
35	2.7	24	25	AMUELLE HDPEY35
43	3.4	30	25	AMUELLE HDPEY43
56	3.7	37	25	AMUELLE HDPEY56
66	4.4	42	20	AMUELLE HDPEY66

Muelle metálico plano perfil 5x1

Flat metallic spring 5x1

Ressort métallique plat profil 5x1

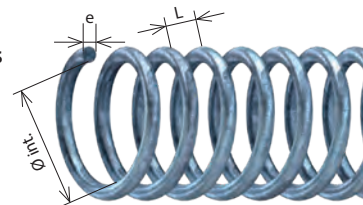
Spirali in metallo piatta 5x1



DN	LONGITUD (m) LENGTH (m)	Referencia Part n°
16	4	AMUELLE16
18	4	AMUELLE18
20	4	AMUELLE20
22	4	AMUELLE22
24	4	AMUELLE24
26	4	AMUELLE26
28	4	AMUELLE28
30	4	AMUELLE30
32	4	AMUELLE32
34	4	AMUELLE34
38	4	AMUELLE38
40	4	AMUELLE40
42	4	AMUELLE42
47	3	AMUELLE47
52	2	AMUELLE52
60	1.5	AMUELLE60
68	1	AMUELLE68
72	1	AMUELLE72


Podemos suministrar muelles metálicos redondos en acero galvanizado bajo plano. Consúltenos

We can supply rounded metallic springs in galvanized steel under drawing. Please, enquire us



■ AMUELLE

L = PASO ESPIRAL / SPIRAL PITCH
e = ESPESOR / THICKNESS



PROTECCIONES TEXTILES

Protections
Protection textile
Protezioni tessili

Tubo de fibra de vidrio

Fibreglass tube

Gaine de fibre de verre

Tubo di fibra di vetro



Ø INT. MIN. Ø Inner Min.	Ø INT. MAX. Ø Inner Max.	DIÁMETRO (mm) DIAMETER (mm)	Referencia Part n°
12	15	15	AVIDRIO 15
16	18	20	AVIDRIO 20
18	22	25	AVIDRIO 25
25	28	30	AVIDRIO 30
28	32	35	AVIDRIO 35
30	35	40	AVIDRIO 40
38	42	45	AVIDRIO 45
45	48	50	AVIDRIO 50
48	52	60	AVIDRIO 60
70	72	75	AVIDRIO 75

Tubo de fibra de vidrio siliconado

Silicone fibreglass tube

Gaine de fibre de verre siliconée

Tubo di fibra di vetro siliconato



DN	Referencia Part n°
12	AVIDRIO S 12
16	AVIDRIO S 16
19	AVIDRIO S 19
25	AVIDRIO S 25
28	AVIDRIO S 28
32	AVIDRIO S 32
38	AVIDRIO S 38
51	AVIDRIO S 51
70	AVIDRIO S 70

Tubo de fibra de vidrio siliconado serie B

B Series silicone fibreglass tube

Gaine de fibre de verre siliconée Série B

Tubo di fibra di vetro siliconato Serie B



DN	Referencia Part n°
12	BVIDRIO S 12
16	BVIDRIO S 16
19	BVIDRIO S 19
22	BVIDRIO S 22
25	BVIDRIO S 25
28	BVIDRIO S 28
32	BVIDRIO S 32

Tubo de fibra cerámica

Ceramic fibre tube

Gaine de fibre de céramique

Tubo in fibra di ceramica



DN	Referencia Part n°
15	ACERAMICA 15
20	ACERAMICA 20
25	ACERAMICA 25
30	ACERAMICA 30
40	ACERAMICA 40
50	ACERAMICA 50
60	ACERAMICA 60
70	ACERAMICA 70

Tubo de fibra de vidrio saturada

Saturated fibreglass tube

Gaine de fibre de verre saturée

Tubo in fibra di vetro saturato



Ø INT. MIN. Ø Inner Min.	Ø INT. MAX. Ø Inner Max.	Referencia Part n°
1/2"	3/4"	AVIDRIO FA 08
5/8"	1"	AVIDRIO FA 10
3/4"	1" 1/4	AVIDRIO FA 12
1"	1" 3/4	AVIDRIO FA 16
1" 1/2	2" 1/4	AVIDRIO FA 24
2" 1/2	4"	AVIDRIO FA 40

Revestimiento de fibra de vidrio con velcro

Fibreglass with velcro shield

Revêtement de fibre de verre avec velcro

Rivestimento di fibra di vetro con velcro




DIÁMETRO (mm) DIAMETER (mm)	Referencia Part n°
1" 1/2 / 38	ROVISIVE 24
2" / 50	ROVISIVE 32
2" 3/4 / 70	ROVISIVE 44

Cinta silicona

Silicone tape

Ruban silicone

Rotolo di Silicone



ANCHURA (mm) WIDTH (mm)	LONGITUD (m) LENGTH (m)	Referencia Part n°
25	11	CSVIDRIO25
38	11	CSVIDRIO38

PROTECCIONES TEXTILES

Protections
Protection textile
Protezioni tessili

Jitrakor cinta adhesiva

Jitrakor adhesive tape

Jitrakor bande adhesive

Jitrakor striscia adesiva



ANCHURA (mm) WIDTH (mm)	LONGITUD (m) LENGTH (m)	Referencia Part n°
50	10	JITRAKOR

€/rollo / €/roll / €/rouleau / €/rotolo

Tubo de protección textil

Textile protection tube

Gaine de protection textile

Tubo di protezioni tessile



L	Ø EXT. Ø OUTER	Ø INT. Ø INNER	Referencia Part n°
35	21	18	GT35
40	23	20	GT40
45	26	23	GT45
50	31	28	GT50
55	33	30	GT55
65	39	36	GT65
80	46	43	GT80
120	71	68	GT120
150	88	85	GT150

Accesorios tubo de protección textil


Textile protection tube accessories

Accessoires pour gaine de protection textile

Accessori per la protezione dei tessili



Ø INT. MIN. Ø Inner Min.	Ø INT. MAX. Ø Inner Max.	Referencia Part n°
13	15	ABRAZADERA 13-15
15	18	ABRAZADERA 15-18
20	23	ABRAZADERA 20-23
22	25	ABRAZADERA 22-25
23	27	ABRAZADERA 23-27
25	28	ABRAZADERA 25-28
40	43	ABRAZADERA 40-43
43	46	ABRAZADERA 43-46



Fibras


Fibers
Fibres
Fibre

AVIDRIO

Tubo de fibra de vidrio
Fibreglass tube

Fibra de alta calidad tipo E, no se quema y soporta exposiciones a temperaturas de 540 °C. Resiste la mayoría de ácidos y alcalinos y no le afecta la mayoría de disolventes ni lejías/blanqueantes.

High-quality fiber type E, no burns and supports exposure to temperatures of 540 °C. Resists most acids and alkalis and is unaffected by most solvents or bleach.




AVIDRIO S

Tubo de fibra de vidrio siliconado
Silicone fibreglass tube

Diseñado para proteger mangueras, alambres, etc. de los peligros del calor elevado y de las llamas ocasionales. Protección continua a 260 °C, soporta picos de hasta 1200 °C. Es resistente a fluidos hidráulicos, aceites lubricantes y combustibles. La funda siliconada protege contra la pérdida de energía en tubo rígido y manguera.

Designed to protect hoses, wires and cables from the hazards of high heat and occasional flame. It protects continuously to 260 °C and will withstand a molten splash at 1200 °C. Resistant to hydraulic fluids, lubricating oils and fuels, it insulates against energy loss in piping and hosing.



BVIDRIO S

Tubo de fibra de vidrio siliconado
Silicone fibreglass tube

Perfecto para proteger mangueras, tubos rígidos, etc. de elevadas temperaturas y llamas ocasionales. Ofrece protección continua a 260°C, con picos de hasta 1650°C. Resistente a salpicaduras de metales fundidos, fluidos hidráulicos, lubricantes y combustibles. La funda siliconada aísla el interior evitando la pérdida de energía en el tubo rígido o manguera.

Perfect to protect hoses, pipes and cables from high temperatures, it protects continuously to 260°C and a maximum of 1650°C. Resistant to splashes of molten metals, hydraulic fluids, lubricating oils and fuels. The silicone cover insulates against energy loss in piping and hosing.




AVIDRIO FA

Fibra de vidrio saturada
Saturated fibreglass tube

Proporciona protección continua hasta 540 °C. Es resistente a la mayoría de ácidos y alcalinos y no le afectan la mayoría de los disolventes ni lejías/blanqueantes. Es altamente flexible y adaptable; esto permite que una misma protección pueda colocarse en varios diámetros de tubo o incluso en montajes ya terminados (manguera/tubo + conexión/rácor). También es muy útil en longitudes largas de manguera o cable.

Provides continuous protection up to 540 °C. It is resistant to most acids and alkalis and is not affected by most of the solvents or bleach. It is highly flexible and adaptable, this allows to place the same protection on various diameters of pipe, or even on already finished assemblies (hose/pipe + connection/fitting). It is also useful in long lengths of hose or cable.



ROVISIVE

Revestimiento de fibra de vidrio siliconada con velcro
Silicon fibreglass with velcro shield

Diseñado para proteger mangueras, alambres, etc. de los peligros del calor elevado y de las llamas ocasionales. Protección continua a 260 °C, soporta picos de hasta 1200 °C. Su sistema de cierre con velcro permite el montaje *in situ* sin necesidad de quitar y poner los racores y terminales.

Designed to protect hoses, wires and cables from the hazards of high heat and occasional flame. It protects continuously to 260 °C and will withstand a molten splash at 1200 °C. Its Velcro closure system allows application in-situ without the need to dismantle and reconnect fittings and terminations.



ACERAMICA

Tubo de fibra cerámica
Ceramic fibre tube

La fibra cerámica está compuesta de silicato de aluminio. Es considerablemente resistente a altas temperaturas y tiene una estabilidad química excelente, resiste a los agentes más corrosivos, con la excepción del ácido fosfórico, ácido clorhídrico y bases fuertes. Tiene una excelente insonorización y aislamiento eléctrico, es de baja densidad y alta flexibilidad. No gotea en caso de incendio (no contiene agua). Sus características térmicas y físicas no se alteran por el agua, vapor o aceite.

Ceramic fibre is composed of aluminium silicate. Is considerably resistant to high temperatures and has excellent chemical stability, resists to most corrosive agents, with the exception of phosphoric acid, hydrochloric acid and strong alkalis. It has excellent soundproofing and electric insulation, low density and high flexibility. Not dripping in case of fire (does not contain water). Its thermal and physical characteristics are not altered by water, steam or oil.



FIJACIONES DE SEGURIDAD

Safety fixation
Système de sécurité anti-fouet
Fune di sicurezza

Protección para DIN 2353

Retaining system to DIN 2353

Platines de fixation pour DIN 2353

Elementi di tenuta per DIN 2353



Ø INT (mm) Ø INNER (mm)	DESCRIPCIÓN DESCRIPTION	PRESIÓN MAX. (bar) MAX. PRESSURE (bar)	Referencia Part n°
14.5	8L - 1/4"	450	STOPFUDIN 145 CONF
17	8S - 10L - 3/8"	445	STOPFUDIN 17 CONF
18.5	10S - 12L	420	STOPFUDIN 185 CONF
20.5	12S	420	STOPFUDIN 205 CONF
22.5	14S - 15L - 1/2"	420	STOPFUDIN 225 CONF
24.5	16S - 5/8"	420	STOPFUDIN 245 CONF
26.5	18L - 3/4"	420	STOPFUDIN 265 CONF
30.5	20S - 22L	420	STOPFUDIN 305 CONF
34	1"	420	STOPFUDIN 34 CONF
36.5	25S - 28L	420	STOPFUDIN 365 CONF
42.5	30S - 1" 1/4	420	STOPFUDIN 425 CONF
45.5	35L	420	STOPFUDIN 455 CONF
49	1" 1/2	420	STOPFUDIN 49 CONF
52.5	38S - 42L	385	STOPFUDIN 525 CONF
60	2"	350	STOPFUDIN 60 CONF

Ver página 369 / See page 369 / Voir page 369 / Vedere p. 369

Protección para JIC 37°

Retaining system to JIC 37°

Platines de fixation pour JIC 37°

Elementi di tenuta per JIC 37°



Ø INT (mm) Ø INNER (mm)	DESCRIPCIÓN DESCRIPTION	PRESIÓN MAX. (bar) MAX. PRESSURE (bar)	Referencia Part n°
11,5	7/16	450	STOPFUJIC 115 S
13,2	1/2	450	STOPFUJIC 132 S
14,8	9/16	450	STOPFUJIC 148 S
19,5	3/4	420	STOPFUJIC 195 S
22,8	7/8	420	STOPFUJIC 228 S
27,5	1 1/16	420	STOPFUJIC 275 S
30,7	1 3/16	420	STOPFUJIC 307 S
34	1 5/16	420	STOPFUJIC 34 L
34	1 5/16	420	STOPFUJIC 34 S
41,5	1 5/8	420	STOPFUJIC 415 L
41,5	1 5/8	420	STOPFUJIC 415 S
48	1 7/8	420	STOPFUJIC 48 L
48	1 7/8	420	STOPFUJIC 48 S
64	2 1/2	350	STOPFUJIC 64 L

Protección para DIN 2353 OPEN

Retaining system to DIN 2353 OPEN

Platines de fixation pour DIN 2353 OPEN

Elementi di tenuta per DIN 2353 OPEN



Ø INT (mm) Ø INNER (mm)	DESCRIPCIÓN DESCRIPTION	PRESIÓN MAX. (bar) MAX. PRESSURE (bar)	Referencia Part n°
14.5	8L - 1/4"	450	STOPFUDIN 145 OPEN
17	8S - 10L - 3/8"	445	STOPFUDIN 17 OPEN
18.5	10S - 12L	420	STOPFUDIN 185 OPEN
20.5	12S	420	STOPFUDIN 205 OPEN
22.5	14S - 15L - 1/2"	420	STOPFUDIN 225 OPEN
24.5	16S - 5/8"	420	STOPFUDIN 245 OPEN
26.5	18L - 3/4"	420	STOPFUDIN 265 OPEN
30.5	20S - 22L	420	STOPFUDIN 305 OPEN
34	1"	420	STOPFUDIN 34 OPEN
36.5	25S - 28L	420	STOPFUDIN 365 OPEN
42.5	30S - 1" 1/4	420	STOPFUDIN 425 OPEN
45.5	35L	420	STOPFUDIN 455 OPEN
49	1" 1/2	420	STOPFUDIN 49 OPEN
52.5	38S - 42L	385	STOPFUDIN 525 OPEN
60	2"	350	STOPFUDIN 60 OPEN

Protección para JIC 37° OPEN

Retaining system to JIC 37° OPEN

Platines de fixation pour JIC 37° OPEN

Elementi di tenuta per JIC 37° OPEN



Ø INT (mm) Ø INNER (mm)	DESCRIPCIÓN DESCRIPTION	PRESIÓN MAX. (bar) MAX. PRESSURE (bar)	Referencia Part n°
11,5	7/16	450	STOPFUJIC 115 S OPEN
13,2	1/2	450	STOPFUJIC 132 S OPEN
14,8	9/16	450	STOPFUJIC 148 S OPEN
19,5	3/4	420	STOPFUJIC 195 S OPEN
22,8	7/8	420	STOPFUJIC 228 S OPEN
27,5	1 1/16	420	STOPFUJIC 275 S OPEN
30,7	1 3/16	420	STOPFUJIC 307 S OPEN
34	1 5/16	420	STOPFUJIC 34 L OPEN
34	1 5/16	420	STOPFUJIC 34 S OPEN
41,5	1 5/8	420	STOPFUJIC 415 L OPEN
41,5	1 5/8	420	STOPFUJIC 415 S OPEN
48	1 7/8	420	STOPFUJIC 48 L OPEN
48	1 7/8	420	STOPFUJIC 48 S OPEN
64	2 1/2	350	STOPFUJIC 64 L OPEN

Assembly where hoses have already been installed.



Montaje en mangueras previamente instaladas.

FIJACIONES DE SEGURIDAD

Safety fixation
Système de sécurité anti-fouet
Fune di sicurezza

Protección para bridas

Retaining system for flanges

Platines de fixation pour brides

Protezione per flangie



Ø INT.(mm) Ø INNER(mm)	PRESIÓN MAX. (bar) MAX. PRESSURE (bar)	BRIDA SAE SAE FLANGE	Referencia Part n°
8.5	415	1/2" 3000 - 6000"	STOPFUSAE 085 CONF
10.5	420	3/4"-1" -1" 1/4 3000- 3/4" 6000	STOPFUSAE 2105 CONF
10.5	420	3/4"-1" -1" 1/4 300 - 3/4" 6000	STOPFUSAE 105 CONF
12.5	420	1"-1/2 -2" 3000 - 1" 6000	STOPFUSAE 125 CONF
14.5	420	3/4"-1"-1/4" - 3000 - 3/4"	STOPFUSAE 145 CONF
16.5	420	1" 1/4 6000	STOPFUSAE 165 CONF
20.5	350	2" 6000	STOPFUSAE 205 CONF
25	350	2" 1/2 6000	STOPFUSAE 25 CONF
32	210	3" 6000	STOPFUSAE 32 CONF

Ver página 369 / See page 369 / Voir page 369 / Vedere p. 369

Abrazaderas

Fixation clamps

Colliers de fixation

Collari fissaggio



Ø INT. Ø INNER	Referencia Part n°
11-11.5 mm	STOPFA11115
12-12.5 mm	STOPFA12125
13-13.5 mm	STOPFA13135
14-15 mm	STOPFA1415
16-17 mm	STOPFA1617
17-18 mm	STOPFA1718
18-19 mm	STOPFA1819
20-21 mm	STOPFA2021
21-22 mm	STOPFA2122
22-23 mm	STOPFA2223
24-25 mm	STOPFA2425
25-26 mm	STOPFA2526
26-27 mm	STOPFA2627
27-28 mm	STOPFA2728
28-29 mm	STOPFA2829
30-31 mm	STOPFA3031
32-33 mm	STOPFA3233
34-35 mm	STOPFA3435
36-37 mm	STOPFA3637
38-39 mm	STOPFA3839
39-40 mm	STOPFA3940
40-41 mm	STOPFA4041
42-43 mm	STOPFA4243
43-44 mm	STOPFA4344
44-45 mm	STOPFA4445
45-47 mm	STOPFA4547
48-50 mm	STOPFA4850
51-53 mm	STOPFA5153
53-54 mm	STOPFA5354
54-56 mm	STOPFA5456
57-59 mm	STOPFA5759
60-62 mm	STOPFA6062
63-65 mm	STOPFA6365
66-68 mm	STOPFA6668
69-71 mm	STOPFA6971
72-74 mm	STOPFA7274
75-77 mm	STOPFA7577
78-80 mm	STOPFA7880
81-83 mm	STOPFA8183
84-86 mm	STOPFA8486
87-89 mm	STOPFA8789
90-92 mm	STOPFA9092
93-95 mm	STOPFA9395

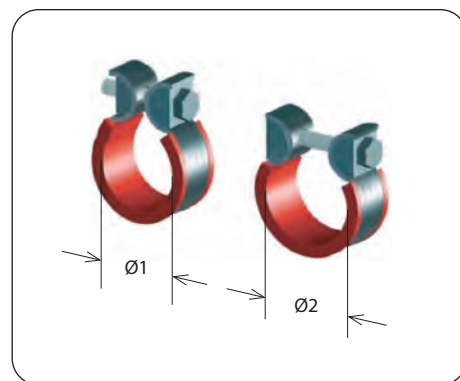
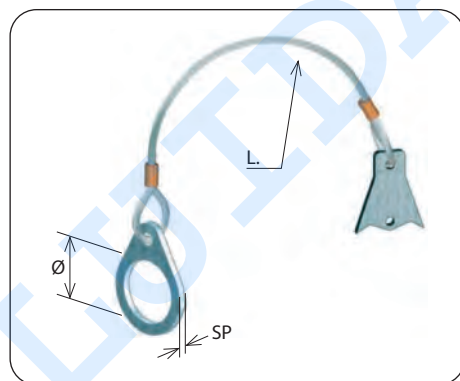
Fijaciones de seguridad

Safety system


Système de sécurité anti-fouet

Fune di sicurezza


Referencia Part No. Référence Codice	Ø	SP	Recomendado para Recommended for Recommandé pour Consigliato per
STOPFUDIN 145 CONF	14,5	2,5	8L - ¼"
STOPFUDIN 17 CONF	17	2,5	8S - 10L - ⅜"
STOPFUDIN 185 CONF	18,5	2,5	10S - 12L
STOPFUDIN 205 CONF	20,5	2,5	12S
STOPFUDIN 225 CONF	22,5	2,5	14S - 15L - ½"
STOPFUDIN 245 CONF	24,5	2,5	16S - ⅝"
STOPFUDIN 265 CONF	26,5	2,5	18L - ¾"
STOPFUDIN 305 CONF	30,5	3	20S - 22L
STOPFUDIN 34 CONF	34	3	1"
STOPFUDIN 365 CONF	36,5	3	25S - 28L
STOPFUDIN 425 CONF	42,5	3	30S - 1 ¼"
STOPFUDIN 455 CONF	45,5	3	35L
STOPFUDIN 49 CONF	49	3	1 ½"
STOPFUDIN 525 CONF	52,5	3	38S - 42L
STOPFUDIN 60 CONF	60	3	2"
STOPFUSAE 085 CONF	8,5	4	Brida SAE ½" 3000 y 6000 PSI
STOPFUSAE 105 CONF	10,5	4	Brida SAE ¾" - 1" - 1 ¼" 3000 PSI y ¾" 6000 PSI
STOPFUSAE 125 CONF	12,5	4	Brida SAE 1 ½" - 2" 3000 PSI y 1" 6000 PSI
STOPFUSAE 145 CONF	14,5	4	Brida SAE 1 ¼" 6000 PSI
STOPFUSAE 165 CONF	16,5	4	Brida SAE 1 ½" 6000 PSI
STOPFUSAE 205 CONF	20,5	4	Brida SAE 2" 6000 PSI




STPOFIJIC



STOPFUDIN



STOPFUSAE



FLEXIBLES NEUMÁTICOS

Tubes and springs
Tubes et serpentins
Tubi e spirali



RACORES NEUMÁTICOS

Pneumatic fittings
Raccords pneumatiques
Raccordi



ENCHUFES RÁPIDOS NEUMÁTICOS

Quick release pneumatic couplings
Coupleurs pneumatiques
Innesti rapidi



FLUIDAL

FLEXIBLES NEUMÁTICOS

Tubes and springs
Tubes et serpentins
Tubi e spirali



TUBERÍAS DE POLIAMIDA Y POLIURETANO

386

Polyamide and polyurethane tubes
Tubes de polyamide et polyuréthane
Tubi in poliammide e poliuretano

ESPIRALES DE POLIAMIDA Y POLIURETANO

387

Polyamide and Polyurethane springs
Serpentins polyamide y polyuréthane
Spirali in poliammide e poliuretano

TUBERÍAS DE POLIAMIDA Y POLIURETANO

Polyamide and polyurethane tubes
Tubes de polyamide et polyuréthane
Tubi in poliammide e poliuretano

PTFE sin malla ▪ PTFE without braid ▪ PTFE sans tresse ▪ PTFE senza treccia



M2950

Tuberías Poliamida natural ▪ Natural polyamide pipe ▪ Tubes polyamide naturelle ▪ Tubi in Poliammide naturale



POL...NAT

Tuberías Poliamida negro ▪ Black polyamide pipe ▪ Tubes polyamide noir ▪ Tubi in Poliammide nero



POL...NE

Tuberías Poliamida azul ▪ Blue polyamide pipe ▪ Tubes polyamide bleu ▪ Tubi in Poliammide blu



POL...AZ

Tuberías Poliuretano azul ▪ Blue polyurethane pipe ▪ Tubes polyuréthane bleu ▪ Tubi in Poliuretano blu



PUR...AZ

FLUIDAL

ESPIRALES DE POLIAMIDA Y POLIURETANO

Polyamide and Polyurethane springs
Serpentins polyamide y polyuréthane
Spirali in poliammide e poliuretano

Espiraes poliamida azul ▪ Blue polyamide springs ▪ Serpentins polyamide bleu ▪ Spirali poliammide blu



ESPIRPOL

Espiraes poliuretano sin racores ▪ Polyurethane springs without fittings ▪ Serpentins polyuréthane sans raccords ▪ Spirale poliuretano senza raccordi



SPUR

Espiraes poliuretano con racores macho giratorio BSPT ▪ Polyurethane springs with fittings swivel male BSPT ▪ Serpentins polyuréthane avec raccords mâle tournant BSPT ▪ Spirale poliuretano con raccordi maschio girevole BSPT



HPUR

FLUIDAL

TUBERÍAS DE POLIAMIDA Y POLIURETANO

Polyamide and polyurethane tubes
Tubes de polyamide et polyuréthane
Tubi in poliammide e poliuretano

PTFE sin malla

PTFE without braid

PTFE sans tresse

PTFE senza treccia



TUBO PIPE	LONGITUD (m) LENGTH (m)	Referencia Part n°
2x4 mm	25	M2950204
4x6 mm	25	M2950406
6x8 mm	25	M2950608
2x4 mm	100	M2950204-100
4x6 mm	100	M2950406-100
6x8 mm	100	M2950608-100

Tuberías Poliamida natural

Natural polyamide pipe

Tubes polyamide naturelle

Tubi in Poliammide naturale



TUBO PIPE	LONGITUD (m) LENGTH (m)	Referencia Part n°
2,5x4 mm	25	POL2.5X4NAT
4x6 mm	25	POL4X6NAT
6x8 mm	25	POL6X8NAT
8x10 mm	25	POL8X10NAT
10x12 mm	25	POL10X12NAT
2,5x4 mm	100	POL2.5X4NAT-100
4x6 mm	100	POL4X6NAT-100
6x8 mm	100	POL6X8NAT-100
8x10 mm	100	POL8X10NAT-100
10x12 mm	100	POL10X12NAT-100

Tuberías Poliamida negro

Black polyamide pipe

Tubes polyamide noir

Tubi in Poliammide nero



TUBO PIPE	LONGITUD (m) LENGTH (m)	Referencia Part n°
2,5x4 mm	25	POL2.5X4NE
4x6 mm	25	POL4X6NE
6x8 mm	25	POL6X8NE
8x10 mm	25	POL8X10NE
10x12 mm	25	POL10X12NE
2,5x4 mm	100	POL2.5X4NE-100
4x6 mm	100	POL4X6NE-100
6x8 mm	100	POL6X8NE-100
8x10 mm	100	POL8X10NE-100
10x12 mm	100	POL10X12NE-100

Tuberías Poliamida azul

Blue polyamide pipe

Tubes polyamide bleu

Tubi in Poliammide blu



TUBO PIPE	LONGITUD (m) LENGTH (m)	Referencia Part n°
4x6 mm	25	POL4X6AZ
6x8 mm	25	POL6X8AZ
8x10 mm	25	POL8X10AZ
10x12 mm	25	POL10X12AZ
4x6 mm	100	POL4X6AZ-100
6x8 mm	100	POL6X8AZ-100
8x10 mm	100	POL8X10AZ-100
10x12 mm	100	POL10X12AZ-100

Tuberías Poliuretano azul

Blue polyurethane pipe

Tubes polyuréthane bleu

Tubi in Poliuretano blu



TUBO PIPE	LONGITUD (m) LENGTH (m)	Referencia Part n°
2x4 mm	25	PUR2X4AZ
4x6 mm	25	PUR4X6AZ
6x8 mm	25	PUR6X8AZ
8x10 mm	25	PUR8X10AZ
9x12 mm	25	PUR9X12AZ
2,5x4 mm	100	PUR2.5X4AZ-100
4x6 mm	100	PUR4X6AZ-100
6x8 mm	100	PUR6X8AZ-100
6,5x10 mm	100	PUR6.5X10AZ-100
8x12 mm	100	PUR8X12AZ-100

ESPIRALES DE POLIAMIDA Y POLIURETANO

Polyamide and Polyurethane springs
Serpentins polyamide y polyuréthane
Spirali in poliammide e poliuretano

Espirales poliamida azul

Blue polyamide springs

Serpentins polyamide bleu

Spirali poliammide blu



TUBO PIPE	Ø INT. Ø INNER	LONGITUD (m) LENGTH (m)	Referencia Part n°
4x6 mm	50	30	ESPIRPOL4X6AZ
6x8 mm	70	30	ESPIRPOL6X8AZ
8x10 mm	85	30	ESPIRPOL8X10AZ
10x12 mm	110	30	ESPIRPOL10X12AZ

Espirales poliuretano sin racores

Polyurethane springs without fittings

Serpentins polyuréthane sans raccords

Spirale poliuretano senza raccordi



TUBO PIPE	Ø INT. Ø INNER	LONGITUD (m) LENGTH (m)	Referencia Part n°
4x6 mm	32	5	SPUR4X6 5
4x6 mm	32	7.5	SPUR4X6 7.5
4x6 mm	32	10	SPUR4X6 10
5X8 mm	40	5	SPUR5X8 5
5X8 mm	40	7.5	SPUR5X8 7.5
5X8 mm	40	10	SPUR5X8 10
6,5x10 mm	46	5	SPUR6.5X10 5
6,5x10 mm	46	7.5	SPUR6.5X10 7.5
6,5x10 mm	46	10	SPUR6.5X10 10

Espirales poliuretano con racores macho giratorio BSPT

Polyurethane springs with fittings swivel male BSPT

Serpentins polyuréthane avec raccords mâle tournant BSPT

Spirale poliuretano con raccordi maschio girevole BSPT



TUBO PIPE	Ø INT. Ø INNER	LONGITUD (m) LENGTH (m)	Referencia Part n°
4x6 mm	32	5	HPUR4X6 5
4x6 mm	32	7.5	HPUR4X6 7.5
4x6 mm	32	10	HPUR4X6 10
5X8 mm	40	5	HPUR5X8 5
5X8 mm	40	7.5	HPUR5X8 7.5
5X8 mm	40	10	HPUR5X8 10
6,5x10 mm	46	5	HPUR6.5X10 5
6,5x10 mm	46	7.5	HPUR6.5X10 7.5
6,5x10 mm	46	10	HPUR6.5X10 10

RACORES NEUMÁTICOS

Pneumatic fittings
Raccords pneumatiques



CONEXIÓN PUSH-IN AUTOMÁTICO 395

Push-in Fittings
Raccords Automatiques Push-in
Raccordi automatici Push-in

CONEXIÓN CON ESPIGA 405

Hose tail-M BSPT tapered
Raccords avec embout
Raccordi con inserto

CONEXIÓN PUSH-ON 406

Push-on Fittings
Raccords Push-on
Raccordi Push-on

ADAPTADOR 410

Adaptors
Adaptateurs
Adattatori

CONEXIÓN PUSH-IN AUTOMÁTICO

Push-in Fittings
Raccords Automatiques Push-in
Raccordi automatici Push-in

Racordaje tecnopolímero cónico ▪ Push-in Technopolymeric tapered fittings ▪ Raccords Push-in techno-polymère conique ▪ Raccordi tecnopolimero Push-in conico



PC PH PL PLL PT PST PWT PKD SCLT

Racordaje tecnopolímero cilíndrico ▪ Push-in Technopolymeric cylindrical fittings ▪ Raccords Push-in techno-polymère cylindrique ▪ Raccordi tecnopolimero Push-in cilindrico



PCCI PCF PHCI PLCI 50115 SCL PTCI 50215 PSTCI

50225

Racordaje tecnopolímero otros ▪ Other Push-in Technopolymeric fittings ▪ Raccords Push-in techno-polymère - autres ▪ Raccordi tecnopolimero Push-in altri



PG/PUC 50040 PMM SCU PR PRM 50500 51410 51420

PUL 50130 PLJ PUT 50230 PY 50310 PWJ-PYJ PZA

PKG TAP

Racordaje metálico cónico ▪ Metallic Push-in tapered fittings ▪ Raccords Push-in métallique conique ▪ Raccordi metallici Push-in conico



MPC MPL

Racordaje metálico cilíndrico ▪ Metallic Push-in cylindrical fittings ▪ Raccords Push-in métallique cylindrique ▪ Raccordi metallici Push-in cilindrico



MPCCI MPCF MPHCI MPLCI MSCL MPTCI MPSTCI

Racordaje metálico otros ▪ Other Metallic Push-in fittings ▪ Raccords Push-in métallique - autres ▪ Raccordi metallici Push-in vari



MPUC MPMM MPUL MPUY MPY TAP 50600

CONEXIÓN PUSH-IN AUTOMÁTICO

Push-in Fittings
Raccords Automatiques Push-in
Raccordi automatici Push-in

Racordaje inoxidable 316 cónico ▪ Stainless steel 316 Push-in tapered fittings ▪ Raccords coniques Push-in en acier inoxydable 316 ▪ Raccordi conici a pressione in acciaio inossidabile 316



ZPC



ZPL

Racordaje inoxidable 316 cilíndrico ▪ Stainless steel 316 Push-in cylindrical fittings ▪ Raccords cylindrique Push-in en acier inoxydable 316 ▪ Raccordi cilindrici a pressione in acciaio inox 316



ZPCCI



ZPLCI

Racordaje inoxidable 316 otros ▪ Other Stainless steel 316 Push-in fittings ▪ Raccords Push-in en acier inoxydable 316 - autres ▪ Altro Raccordi a innesto in acciaio inossidabile 316



ZPUC



ZPUT

FLUIDAL

CONEXIÓN CON ESPIGA

Hose tail-M BSPT tapered

Raccords avec embout

Raccordi con inserto

Racordaje con espiga cónico ▪ Tapered hose tail fittings ▪ Raccords avec embout conique ▪ Raccordi con inserto conico



3040

3055

Racordaje con espiga cilíndrico ▪ Cylindrical hose tail fittings ▪ Raccords avec embout cylindrique ▪ Raccordi con inserto cilindrico



3045



3050



3045A

FLUIDAL

CONEXIÓN PUSH-ON

Push-on Fittings
Raccords Push-on
Raccordi Push-on

Conexión Push-on sin espiral ▪ Push-on fittings without spring ▪ Raccords Push-on sans spirale ▪ Raccordi Push-on sin spirali



Conexión Push-on con muelle ▪ Push-on fittings with nut and spring ▪ Raccords Push-on avec ressort ▪ Raccordi Push-on senza molla



FLUIDAL

ADAPTADOR

Adaptors
Adaptateurs
Adattatori

Adaptadores Rectos ▪ Straight adaptors ▪ Adaptateurs droits ▪ Adattatori diritti



Tapones ▪ Plugs ▪ Bouchons ▪ Tappi



Forja en codo ▪ Elbow forge ▪ Forges en coude ▪ Forgiato a 90°



Forja en T ▪ Forge in T ▪ Forges en T ▪ Forgiato a T



Forja en Cruz e Y ▪ Forge in Cross and Y ▪ Forges en Croix et Y ▪ Forgiato a croce e Y



Tacos ▪ Squares ▪ Nourrices de distribution ▪ Blocco a croce



CONEXIÓN PUSH-IN AUTOMÁTICO

Push-in Fittings
Raccords Automatiques Push-in
Raccordi automatici Push-in

Auto. Pol.-M BSPT cónico/M métrico

Push-in Pol. - M BSPT tapered/M metric

Push-in Pol. - M BSPT conique /M métrique

Automatico diritto maschio



TUBO PIPE	ROSCA THREAD	Referencia Part n°
4 mm	1/8"	PC 0401
4 mm	1/4"	PC 0402
4 mm	M5	PC 04M5
6 mm	1/8"	PC 0601
6 mm	1/4"	PC 0602
6 mm	3/8"	PC 0603
8 mm	1/8"	PC 0801
8 mm	1/4"	PC 0802
8 mm	3/8"	PC 0803
8 mm	1/2"	PC 0804
10 mm	1/8"	PC 1001
10 mm	1/4"	PC 1002
10 mm	3/8"	PC 1003
10 mm	1/2"	PC 1004
12 mm	1/4"	PC 1202
12 mm	3/8"	PC 1203
12 mm	1/2"	PC 1204

Auto. Pol.-codo orientable M BSPT cónico

Push-in Pol. - elbow banjo M BSPT tapered

Push-in Pol. - coude ajustable M BSPT conique

Automatico estremita tubolare a 90



TUBO PIPE	ROSCA THREAD	Referencia Part n°
4 mm	1/8"	PH 0401
6 mm	1/8"	PH 0601
6 mm	1/4"	PH 0602
8 mm	1/8"	PH 0801
8 mm	1/4"	PH 0802
8 mm	3/8"	PH 0803
10 mm	1/4"	PH 1002
10 mm	3/8"	PH 1003

Auto. Pol.-codo giratorio M BSPT cónico

Push-in Pol. - elbow adjustable M BSPT tapered

Push-in Pol. - coude tournant M BSPT conique

Automatico maschio girevole



TUBO PIPE	ROSCA THREAD	Referencia Part n°
4 mm	1/8"	PL 0401
4 mm	1/4"	PL 0402
6 mm	1/8"	PL 0601
6 mm	1/4"	PL 0602
6 mm	3/8"	PL 0603
8 mm	1/8"	PL 0801
8 mm	1/4"	PL 0802
8 mm	3/8"	PL 0803
10 mm	1/4"	PL 1002
10 mm	3/8"	PL 1003
10 mm	1/2"	PL 1004
12 mm	3/8"	PL 1203
12 mm	1/2"	PL 1204

Auto. Pol.-codo giratorio prolongado M BSPT cónico

Push-in Pol. - elbow adjustable extensor M BSPT tapered

Push-in Pol. - coude tournant prolongé M BSPT conique

Automatico a 90 prolunga maschio girevole



TUBO PIPE	ROSCA THREAD	Referencia Part n°
4 mm	1/8"	PLL 0401
4 mm	1/4"	PLL 0402
6 mm	1/8"	PLL 0601
6 mm	1/4"	PLL 0602
8 mm	1/8"	PLL 0801
8 mm	3/8"	PLL 0803
10 mm	1/4"	PLL 1002

Auto. Pol.-T central giratorio M BSPT cónico

Push-in Pol. - Tee central adjustable M BSPT tapered

Push-in Pol. - T central tournant M BSPT conique

Automatico T maschio girevole centrale



TUBO PIPE	ROSCA THREAD	Referencia Part n°
4 mm	1/8"	PT 0401
6 mm	1/8"	PT 0601
6 mm	1/4"	PT 0602
8 mm	1/8"	PT 0801
8 mm	1/4"	PT 0802
10 mm	1/4"	PT 1002
10 mm	3/8"	PT 1003
12 mm	3/8"	PT 1203
12 mm	1/2"	PT 1204

Auto. Pol.-T lateral giratorio M BSPT cónico

Push-in Pol. - Tee lateral adjustable M BSPT tapered

Push-in Pol. - T lateral tournant M BSPT conique

Automatico T maschio girevole laterale



TUBO PIPE	ROSCA THREAD	Referencia Part n°
4 mm	1/8"	PST 0401
6 mm	1/8"	PST 0601
6 mm	1/4"	PST 0602
8 mm	1/8"	PST 0801
8 mm	1/4"	PST 0802
10 mm	1/4"	PST 1002
10 mm	3/8"	PST 1003
12 mm	3/8"	PST 1203
12 mm	1/2"	PST 1204

CONEXIÓN PUSH-IN AUTOMÁTICO

Push-in Fittings
Raccords Automatiques Push-in
Raccordi automatici Push-in

Auto. Pol.-Y central M BSPT cónico/M métrico

Push-in Pol. - Y central M BSPT tapered/M metric

Push-in Pol. - Y central M BSPT conique /M métrique

Automatico automatico a Y maschio girevole centrale



TUBO PIPE	ROSCA THREAD	Referencia Part n°
4 mm	1/8"	PWT 0401
4 mm	1/4"	PWT 0402
4 mm	M5	PWT 04M5
6 mm	1/8"	PWT 0601
6 mm	1/4"	PWT 0602
8 mm	1/8"	PWT 0801
8 mm	1/4"	PWT 0802
10 mm	1/4"	PWT 1002
10 mm	3/8"	PWT 1003
12 mm	3/8"	PWT 1203
12 mm	1/2"	PWT 1204

Auto. Pol.-múltiple intermedio M BSPT cónico

Push-in Pol.-multiple union M BSPT tapered

Push-in Pol.-intermédiaire multiple M BSPTconique

Automatico maschio con uscite multiple



TUBO (LAT) PIPE (LAT)	TUBO (CENT) PIPE (CENT)	ROSCA THREAD	Referencia Part n°
6 mm	4 mm	1/8"	PKD 060401
8 mm	4 mm	1/4"	PKD 080402
8 mm	6 mm	1/4"	PKD 080602
10 mm	8 mm	3/8"	PKD 100803

Auto. Pol.-codo microrregulador p/cilindro M BSPT cónico

Push-in Pol. - elbow speed controller for cylinder M BSPT tapered

Push-in Pol. - coude micro-régulateur M BSPT conique

Microregolatore per cilindro BSPT



TUBO PIPE	ROSCA THREAD	Referencia Part n°
4 mm	1/8"	SCLT 0401
4 mm	1/4"	SCLT 0402
6 mm	1/4"	SCLT 0602
6 mm	3/8"	SCLT 0603
8 mm	1/8"	SCLT 0801
8 mm	1/4"	SCLT 0802
8 mm	3/8"	SCLT 0803
10 mm	1/4"	SCLT 1002
10 mm	3/8"	SCLT 1003
12 mm	1/4"	SCLT 1202

Auto. Pol.-M BSP cilíndrico/M métrico c/junta

Push-in Pol. - M BSP parallel/M metric w/o'ring

Push-in Pol. - coude tournant M BSP cilindrique /M métrique avec o'ring

Automatico diritto maschio con o'ring



TUBO PIPE	ROSCA THREAD	Referencia Part n°
4 mm	1/8"	PCCI 0401
4 mm	1/4"	PCCI 0402
4 mm	M5	PCCI 04M5
6 mm	1/8"	PCCI 0601
6 mm	1/4"	PCCI 0602
6 mm	3/8"	PCCI 0603
8 mm	1/8"	PCCI 0801
8 mm	1/4"	PCCI 0802
8 mm	3/8"	PCCI 0803
10 mm	1/4"	PCCI 1002
10 mm	3/8"	PCCI 1003
10 mm	1/2"	PCCI 1004
12 mm	1/4"	PCCI 1202
12 mm	3/8"	PCCI 1203
12 mm	1/2"	PCCI 1204

Auto. Pol.-H BSP cilíndrico

Push-in Pol. - F BSP parallel

Push-in Pol. - F BSP cilindrique

Automatico diritto femmina



TUBO PIPE	ROSCA THREAD	Referencia Part n°
4 mm	1/8"	PCF 0401
6 mm	1/8"	PCF 0601
6 mm	1/4"	PCF 0602
8 mm	1/8"	PCF 0801
8 mm	1/4"	PCF 0802
8 mm	3/8"	PCF 0803
10 mm	1/4"	PCF 1002
12 mm	3/8"	PCF 1203

Auto. Pol.-codo orientable M BSP cilíndrico/M métrico c/junta

Push-in Pol. - elbow banjo M BSP parallel/M metric w/o'ring

Push-in Pol. - coude orientable M BSP cilindrique /M métrique avec o'ring

Automatico orientable a 90 con o'ring



TUBO PIPE	ROSCA THREAD	Referencia Part n°
4 mm	1/8"	PHCI 0401
4 mm	M5	PHCI 04M5
6 mm	1/8"	PHCI 0601
6 mm	1/4"	PHCI 0602
8 mm	1/8"	PHCI 0801
8 mm	1/4"	PHCI 0802
8 mm	3/8"	PHCI 0803
10 mm	3/8"	PHCI 1003

CONEXIÓN PUSH-IN AUTOMÁTICO

Push-in Fittings
Raccords Automatiques Push-in
Raccordi automatici Push-in

Auto. Pol.-codo giratorio M BSP cilíndrico/M métrico c/junta

Push-in Pol. - elbow adjustable M BSP parallel/M metric w/o'ring

Push-in Pol. - coude tournant M BSP cylindrique /M métrique avec o'ring

Automatico maschio a 90 girevole con o'ring



TUBO PIPE	ROSCA THREAD	Referencia Part n°
4 mm	1/8"	PLCI 0401
4 mm	1/4"	PLCI 0402
4 mm	M5	PLCI 04M5
6 mm	1/8"	PLCI 0601
6 mm	1/4"	PLCI 0602
6 mm	3/8"	PLCI 0603
6 mm	M5	PLCI 06M5
8 mm	1/8"	PLCI 0801
8 mm	1/4"	PLCI 0802
8 mm	3/8"	PLCI 0803
10 mm	1/4"	PLCI 1002
10 mm	3/8"	PLCI 1003
10 mm	1/2"	PLCI 1004
12 mm	1/4"	PLCI 1202
12 mm	3/8"	PLCI 1203
12 mm	1/2"	PLCI 1204

Auto. Pol.-codo giratorio cuerpo metálico M BSP cilíndrico/M métrico c/junta

Push-in Pol. - elbow adjustable metallic body M BSP parallel/M metric w/o'ring

Push-in Pol. - coude tournant corps métallique M BSP cylindrique /M métrique avec o'ring

Automatico a 90 maschio girevole con o'ring



TUBO PIPE	ROSCA THREAD	Referencia Part n°
4 mm	1/8"	50115 4 1/8
4 mm	M5	50115 4 M5
6 mm	1/8"	50115 6 1/8
6 mm	1/4"	50115 6 1/4
6 mm	M5	50115 6 M5
8 mm	1/8"	50115 8 1/8
8 mm	1/4"	50115 8 1/4
8 mm	3/8"	50115 8 3/8
10 mm	1/4"	50115 10 1/4
10 mm	3/8"	50115 10 3/8
10 mm	1/2"	50115 10 1/2
12 mm	3/8"	50115 12 3/8
12 mm	1/2"	50115 12 1/2

Auto. Pol.-codo microrregulador p/cilindro M BSP cilíndrico/M métrico

Push-in Pol. - elbow speed controller for cylinder M BSP parallel/M metric

Push-in Pol. - coude micro-régulateur M BSP cylindrique /M métrique

Microregolatore per cilindro BSP



TUBO PIPE	ROSCA THREAD	Referencia Part n°
4 mm	1/8"	SCL 0401
4 mm	1/4"	SCL 0402
4 mm	M5	SCL 04M5
6 mm	1/8"	SCL 0601
6 mm	1/4"	SCL 0602
6 mm	3/8"	SCL 0603
6 mm	M5	SCL 06M5
8 mm	1/8"	SCL 0801
8 mm	1/4"	SCL 0802
8 mm	3/8"	SCL 0803
10 mm	1/4"	SCL 1002
10 mm	3/8"	SCL 1003
12 mm	1/4"	SCL 1202
12 mm	3/8"	SCL 1203
12 mm	1/2"	SCL 1204

Auto. Pol.-T central giratorio M BSP cilíndrico c/junta

Push-in Pol. - Tee central adjustable M BSP parallel w/o'ring

Push-in Pol. - T central tournant M BSP cylindrique avec o'ring

Automatico T girevole centrale con o'ring



TUBO PIPE	ROSCA THREAD	Referencia Part n°
4 mm	1/8"	PTCI 0401
6 mm	1/8"	PTCI 0601
8 mm	1/8"	PTCI 0801
8 mm	3/8"	PTCI 0803
10 mm	1/4"	PTCI 1002
10 mm	3/8"	PTCI 1003
12 mm	3/8"	PTCI 1203
4 mm	M5	PTCI 04M5
6 mm	M5	PTCI 06M5

Auto. Pol.-T central giratorio cuerpo metálico M BSP cilíndrico c/junta

Push-in Pol. - Tee central adjustable metallic body M BSP parallel w/o'ring

Push-in Pol. - T central tournant corps métallique M BSP cylindrique avec o'ring

Automatico a T maschio girevole centrale con o'ring



TUBO PIPE	ROSCA THREAD	Referencia Part n°
4 mm	1/8"	50215 4 1/8
4 mm	1/4"	50215 4 1/4
6 mm	1/8"	50215 6 1/8
6 mm	1/4"	50215 6 1/4
8 mm	1/8"	50215 8 1/8
8 mm	1/4"	50215 8 1/4
10 mm	1/4"	50215 10 1/4
10 mm	3/8"	50215 10 3/8
12 mm	3/8"	50215 12 3/8
12 mm	1/2"	50215 12 1/2

CONEXIÓN PUSH-IN AUTOMÁTICO

Push-in Fittings
Raccords Automatiques Push-in
Raccordi automatici Push-in

Auto. Pol.-T lateral giratorio M BSP cilíndrico c/junta

Push-in Pol. - T lateral adjustable M BSP parallel w/o'ring

Push-in Pol. - T lateral tournant M BSP cylindrique avec o'ring

Automatico T girevole laterale con o'ring



TUBO PIPE	ROSCA THREAD	Referencia Part n°
4 mm	1/8"	PSTCI 0401
6 mm	1/8"	PSTCI 0601
6 mm	1/4"	PSTCI 0602
8 mm	1/8"	PSTCI 0801
8 mm	1/4"	PSTCI 0802
10 mm	1/4"	PSTCI 1002
10 mm	3/8"	PSTCI 1003
12 mm	3/8"	PSTCI 1203

Auto. Pol.-T lateral giratorio cuerpo metálico M BSP cilíndrico c/junta

Push-in Pol. - T lateral adjustable metallic body M BSP parallel w/o'ring

Push-in Pol. - T lateral tournant corps métallique M BSP cylindrique avec o'ring

Automatico a T maschio girevole laterale con o'ring



TUBO PIPE	ROSCA THREAD	Referencia Part n°
4 mm	1/8"	50225 4 1/8
6 mm	1/8"	50225 6 1/8
6 mm	1/4"	50225 6 1/4
8 mm	1/8"	50225 8 1/8
8 mm	1/4"	50225 8 1/4
10 mm	1/4"	50225 10 1/4
10 mm	3/8"	50225 10 3/8
12 mm	3/8"	50225 12 3/8

Auto. Pol.-intermedio

Push-in Pol.-union

Push-in technopolymère - Union à piquage

Automatico intermedio



TUBO PIPE	TUBO PIPE	Referencia Part n°
6 mm	4 mm	PG 0604
8 mm	6 mm	PG 0806
10 mm	8 mm	PG 1008
12 mm	10 mm	PG 1210
4 mm	4 mm	PUC 04
6 mm	6 mm	PUC 06
8 mm	8 mm	PUC 08
10 mm	10 mm	PUC 10
12 mm	12 mm	PUC 12

Auto. Pol.-intermedio cuerpo metálico

Push-in Pol.-union metallic body

Push-in technopolymère - Piquage corps métallique

Automatico intermedio



TUBO PIPE	Referencia Part n°
4 mm	50040 4
6 mm	50040 6
8 mm	50040 8
10 mm	50040 10
12 mm	50040 12

Auto. Pol.-intermedio pasatabique tuerca métrica

Push-in Pol.-union bulkhead w/metric nut

Push-in technopolymère -Piquage passe-cloison métrique

Automatico intermedio passaparete



TUBO PIPE	ROSCA THREAD	Referencia Part n°
4 mm	M12x1	PMM 04
6 mm	M14x1	PMM 06
8 mm	M16x1	PMM 08
10 mm	M20x1	PMM 10
12 mm	M22x1	PMM 12

Auto. Pol.-regulador en línea unidireccional

Push-in Pol.-unidirectional straight speed controller

Push-in technopolymère -Régulateur de débit en ligne unidirectionnel

Regolatore di flusso in linea



TUBO PIPE	Referencia Part n°
4 mm	SCU 04
6 mm	SCU 06
8 mm	SCU 08
10 mm	SCU 10

Auto. Pol.-reductor insertable

Push-in Pol.-plug-in reducer

Push-in technopolymère - Piquage de réduction

Automatico di riduzione



TUBO (INSERT) PIPE (INSERT)	TUBO PIPE	Referencia Part n°
6 mm	4 mm	PR 0604
8 mm	4 mm	PR 0804
8 mm	6 mm	PR 0806
10 mm	6 mm	PR 1006
10 mm	8 mm	PR 1008
12 mm	8 mm	PR 1208
12 mm	10 mm	PR 1210

CONEXIÓN PUSH-IN AUTOMÁTICO

Push-in Fittings
Raccords Automatiques Push-in
Raccordi automatici Push-in

Auto. Pol.-reductor insertable cuerpo metálico

Push-in Pol.-plug-in reducer metallic body

Push-in technopolymère - Piquage de réduction corps métallique

Automatico di riduzione corpo metallico



TUBO (INSERT) PIPE (INSERT)	TUBO PIPE	Referencia Part n°
6 mm	4 mm	PRM 0604
8 mm	4 mm	PRM 0804
8 mm	6 mm	PRM 0806
10 mm	6 mm	PRM 1006
10 mm	8 mm	PRM 1008
12 mm	8 mm	PRM 1208
12 mm	10 mm	PRM 1210

Auto. Pol.-cuerpo orientable metálico

Push-in Pol.-banjo body metallic body

Push-in technopolymère - Corps orientable métallique

Automatico orientabile



TUBO PIPE	ROSCA THREAD	Referencia Part n°
4 mm	M5	50500 4 M5
4 mm	M6	50500 4 M6
4 mm	1/2"	50500 4 1/8
6 mm	M5	50500 6 M5
6 mm	M6	50500 6 M6
6 mm	1/8"	50500 6 1/8
6 mm	1/4"	50500 6 1/4
8 mm	1/8"	50500 8 1/8
8 mm	1/4"	50500 8 1/4
8 mm	3/8"	50500 8 3/8
10 mm	1/4"	50500 10 1/4
10 mm	3/8"	50500 10 3/8
12 mm	3/8"	50500 12 3/8
12 mm	1/2"	50500 12 1/2

Tornillo orientable simple M BSP cilíndrico/M métrico

Simple banjo bolt M BSP parallel/M metric

Vis pour banjo simple M BSP cil./ M Métrique

Bullone per automatico orientabile



ROSCA THREAD	Referencia Part n°
M5	51410 M5
M6	51410 M6
M12	51410 M12
1/8"	51410 1/8
1/4"	51410 1/4
3/8"	51410 3/8
1/2"	51410 1/2

Tornillo orientable doble M cilíndrico BSP

Double banjo bolt M BSP parallel

Vis pour banjo double M BSP cil.

Bullone forato doppio



ROSCA THREAD	Referencia Part n°
1/8"	51420 1/8
1/4"	51420 1/4
3/8"	51420 3/8
1/2"	51420 1/2

Auto. Pol.-codo intermedio

Push-in Pol.-elbow union

Push-in technopolymère - Coude d'union à piquage

Automatico intermedio a 90



TUBO PIPE	Referencia Part n°
4 mm	PUL 04
6 mm	PUL 06
8 mm	PUL 08
10 mm	PUL 10
12 mm	PUL 12

Auto. Pol.-codo intermedio cuerpo metálico

Push-in Pol.-elbow union metallic body

Push-in technopolymère - Piquage coude corps métallique

Automatico a 90 intermedio



TUBO PIPE	Referencia Part n°
4 mm	50130 4
6 mm	50130 6
8 mm	50130 8
10 mm	50130 10
12 mm	50130 12

Auto. Pol.-codo insertable

Push-in Pol.-elbow plug-in

Push-in technopolymère - Coude à piquage lisse

Automatico estremita tubolare



TUBO PIPE	TUBO PIPE	Referencia Part n°
4 mm	4 mm	PLJ 04
6 mm	6 mm	PLJ 06
8 mm	8 mm	PLJ 08
10 mm	10 mm	PLJ 10
12 mm	12 mm	PLJ 12

CONEXIÓN PUSH-IN AUTOMÁTICO

Push-in Fittings
Raccords Automatiques Push-in
Raccordi automatici Push-in

Auto. Pol.-T intermedio

Push-in Pol.-Tee union

Push-in technopolymère - Piquage en Té

Automatico T intermedio



TUBO PIPE	Referencia Part n°
4 mm	PUT 04
6 mm	PUT 06
8 mm	PUT 08
10 mm	PUT 10
12 mm	PUT 12

Auto. Pol.-T intermedio cuerpo metálico

Push-in Pol.-Tee union metallic body

Push-in technopolymère - Tè à piquage

Automatico a T intermedio



TUBO PIPE	Referencia Part n°
4 mm	50230 4
6 mm	50230 6
8 mm	50230 8
10 mm	50230 10
12 mm	50230 12

Auto. Pol.-Y intermedio

Push-in Pol.-Y union

Push-in technopolymère - Piquage en Y

Automatico intermedio a Y



TUBO PIPE	Referencia Part n°
4 mm	PY 04
6 mm	PY 06
8 mm	PY 08
10 mm	PY 10
12 mm	PY 12

Auto. Pol.-Y intermedio cuerpo metálico

Push-in Pol.-Y union metallic body

Push-in technopolymère - Piquage en Y

Automatico a Y intermedio



TUBO PIPE	Referencia Part n°
4 mm	50310 4
6 mm	50310 6
8 mm	50310 8

Auto. Pol.-Y central insertable

Push-in Pol.-Y central plug-in

Push-in technopolymère -Piquage en Y simple lisse

Automatico a Y estremita tubolare centrale



TUBO (INSERT) PIPE (INSERT)	TUBO PIPE	Referencia Part n°
6 mm	4 mm	PWJ 0604
8 mm	6 mm	PWJ 0806
10 mm	8 mm	PWJ 1008
12 mm	10 mm	PWJ 1210
4 mm	4 mm	PYJ 04
6 mm	6 mm	PYJ 06
8 mm	8 mm	PYJ 08
10 mm	10 mm	PYJ 10
12 mm	12 mm	PYJ 12

Auto. Pol.-cruz intermedio

Push-in Pol.-cross union

Push-in technopolymère -Croix à piquage

Automatico intermedio a croce



TUBO PIPE	Referencia Part n°
4 mm	PZA 04
6 mm	PZA 06
8 mm	PZA 08
10 mm	PZA 10
12 mm	PZA 12

Auto. Pol.-múltiple intermedio

Push-in Pol.-Multiple union

Push-in technopolymère -Piquage multiple

Automatico intermedio con uscite multiple



TUBO (LAT) PIPE (LAT)	TUBO PIPE	Referencia Part n°
6 mm	4 mm	PKG 0604
8 mm	4 mm	PKG 0804
10 mm	6 mm	PKG 1006
10 mm	8 mm	PKG 1008

Tapón insertable para automático

Plug-in for push-in

Piquage bouchon

Automatico tappo



TUBO PIPE	Referencia Part n°
4 mm	TAP 04
6 mm	TAP 06
8 mm	TAP 08
10 mm	TAP 10
12 mm	TAP 12

CONEXIÓN PUSH-IN AUTOMÁTICO

Push-in Fittings
Raccords Automatiques Push-in
Raccordi automatici Push-in

Auto. Met.-M BSPT cónico

Push-in Met.-M BSPT tapered

Push-in métallique - M BSPT conique

Automatico diritto maschio



TUBO PIPE	ROSCA THREAD	Referencia Part n°
4 mm	1/8"	MPC 0401
4 mm	1/4"	MPC 0402
6 mm	1/8"	MPC 0601
6 mm	1/4"	MPC 0602
6 mm	3/8"	MPC 0603
8 mm	1/8"	MPC 0801
8 mm	1/4"	MPC 0802
8 mm	3/8"	MPC 0803
10 mm	1/8"	MPC 1001
10 mm	1/4"	MPC 1002
10 mm	3/8"	MPC 1003
10 mm	1/2"	MPC 1004

Auto. Met.-codo giratorio M BSPT cónico

Push-in Met.-elbow adjustable M BSPT tapered

Push-in métallique - Coude orientable M BSPT conique

Automatico maschio girevole



TUBO PIPE	ROSCA THREAD	Referencia Part n°
4 mm	1/8"	MPL 0401
4 mm	1/4"	MPL 0402
6 mm	1/8"	MPL 0601
6 mm	1/4"	MPL 0602
8 mm	1/8"	MPL 0801
8 mm	1/4"	MPL 0802
8 mm	3/8"	MPL 0803
10 mm	1/4"	MPL 1002
10 mm	3/8"	MPL 1003
10 mm	1/2"	MPL 1004

Auto. Met.-M BSP cilíndrico/M métrico c/junta

Push-in Met.-M BSP parallel/M metric w/o'ring

Push-in mét. - Piquage droit mâle BSP cylindrique/
M métrique avec o'ring

Automatico diritto maschio cilindrico con o'ring



TUBO PIPE	ROSCA THREAD	Referencia Part n°
4 mm	M5	MPCCI 04M5
4 mm	1/8"	MPCCI 0401
4 mm	1/4"	MPCCI 0402
6 mm	1/8"	MPCCI 0601
6 mm	1/4"	MPCCI 0602
6 mm	3/8"	MPCCI 0603
8 mm	1/8"	MPCCI 0801
8 mm	1/4"	MPCCI 0802
8 mm	3/8"	MPCCI 0803
10 mm	1/4"	MPCCI 1002
10 mm	3/8"	MPCCI 1003
10 mm	1/2"	MPCCI 1004
12 mm	1/4"	MPCCI 1202
12 mm	3/8"	MPCCI 1203
12 mm	1/2"	MPCCI 1204

Auto. Met.-H BSP cilíndrico

Push-in Met.-F BSP parallel

Push-in mét. - Piquage droit femelle BSP
cylindrique

Automatico diritto femmina cilindrico



TUBO PIPE	ROSCA THREAD	Referencia Part n°
4 mm	1/8"	MPCF 0401
6 mm	1/8"	MPCF 0601
6 mm	1/4"	MPCF 0602
8 mm	1/8"	MPCF 0801
8 mm	1/4"	MPCF 0802
10 mm	1/4"	MPCF 1002
12 mm	3/8"	MPCF 1203

Auto. Met.-codo orientable M BSP cilíndrico c/junta

Push-in Met.-elbow banjo M BSP parallel w/o'ring

Push-in mét. - Coude orientable M BSP cylindrique
avec o'ring

Automatico estremita tubolare a 90 cilindrico con
o'ring



TUBO PIPE	ROSCA THREAD	Referencia Part n°
6 mm	1/8"	MPHCI 0601
8 mm	1/4"	MPHCI 0802
10 mm	1/4"	MPHCI 1002

Auto. Met.-codo giratorio M BSP cilíndrico/M métrico c/junta

Push-in Met.-elbow adjustable M BSP parallel/M
metric w/o'ring

Push-in mét. - Coude orientable M BSP cylindrique
/ M métrique avec o'ring

Automatico girevole cilindrico con o'ring



TUBO PIPE	ROSCA THREAD	Referencia Part n°
4 mm	M5	MPLCI 04M5
4 mm	1/8"	MPLCI 0401
4 mm	1/4"	MPLCI 0402
6 mm	1/8"	MPLCI 0601
6 mm	1/4"	MPLCI 0602
6 mm	3/8"	MPLCI 0603
8 mm	1/8"	MPLCI 0801
8 mm	1/4"	MPLCI 0802
8 mm	3/8"	MPLCI 0803
10 mm	1/4"	MPLCI 1002
10 mm	3/8"	MPLCI 1003
12 mm	1/4"	MPLCI 1202
12 mm	3/8"	MPLCI 1203
12 mm	1/2"	MPLCI 1204

CONEXIÓN PUSH-IN AUTOMÁTICO

Push-in Fittings
Raccords Automatiques Push-in
Raccordi automatici Push-in

Auto. Met.-codo microrregulador p/cilindro M BSP cilíndrico c/junta

Push-in Met.-elbow speed controller for cylinder M BSP parallel w/o'ring

Push-in mét. - Microrégulateur pour vérins cylindrique M BSP cylindrique avec o'ring

Microregolatore cilindrico per cilindro con o'ring



TUBO PIPE	ROSCA THREAD	Referencia Part n°
4 mm	1/8"	MSCL 0401
4 mm	1/4"	MSCL 0402
6 mm	1/8"	MSCL 0601
6 mm	1/4"	MSCL 0602
6 mm	3/8"	MSCL 0603
8 mm	1/8"	MSCL 0801
8 mm	1/4"	MSCL 0802
8 mm	3/8"	MSCL 0803
10 mm	1/4"	MSCL 1002

Auto. Met.-T central giratorio M BSP cilíndrico c/junta

Push-in Met.-Tee central adjustable M BSP parallel w/o'ring

Push-in mét. - Té à piquage mâle tournant central BSP cylindrique avec o'ring

Automatico T maschio girevole centrale cilindrico con o'ring



TUBO PIPE	ROSCA THREAD	Referencia Part n°
4 mm	1/8"	MPTCI 0401
6 mm	1/8"	MPTCI 0601
6 mm	1/4"	MPTCI 0602
8 mm	1/8"	MPTCI 0801
8 mm	1/4"	MPTCI 0802
8 mm	3/8"	MPTCI 0803
10 mm	1/4"	MPTCI 1002
10 mm	3/8"	MPTCI 1003
12 mm	3/8"	MPTCI 1203

Auto. Met.-T lateral giratorio M BSP cilíndrico c/junta

Push-in Met.-Tee lateral adjustable M BSP parallel w/o'ring

Push-in mét. - Té à piquage mâle tournant latéral BSP cylindrique avec o'ring

Automatico T maschio girevole laterale cilindrico con o'ring



TUBO PIPE	ROSCA THREAD	Referencia Part n°
4 mm	1/8"	MPSTCI 0401
4 mm	1/4"	MPSTCI 0402
6 mm	1/8"	MPSTCI 0601
6 mm	1/4"	MPSTCI 0602
6 mm	3/8"	MPSTCI 0603
8 mm	1/8"	MPSTCI 0801
8 mm	1/4"	MPSTCI 0802
8 mm	3/8"	MPSTCI 0803
10 mm	1/4"	MPSTCI 1002

Auto. Met.-intermedio

Push-in Met.-union

Push-in métallique - Union à piquage

Automatico intermedio



TUBO PIPE	Referencia Part n°
4 mm	MPUC 04
6 mm	MPUC 06
8 mm	MPUC 08
10 mm	MPUC 10
12 mm	MPUC 12

Auto. Met.-intermedio pasatabique tuerca métrica

Push-in Met.-union bulkhead w/metric nut

Push-in métallique - Piquage passe-cloison cylindrique

Automatico intermedio passaparete cilindrico



TUBO PIPE	ROSCA THREAD	Referencia Part n°
4 mm	M12X1	MPMM 04
6 mm	M14X1	MPMM 06
8 mm	M16X1	MPMM 08
10 mm	M20X1	MPMM 10
12 mm	M22X1	MPMM 12

Auto. Met.-codo intermedio

Push-in Met.-elbow union

Push-in technopolymère - Union à piquage

Automatico intermedio a 90



TUBO PIPE	Referencia Part n°
4 mm	MPUL 04
6 mm	MPUL 06
8 mm	MPUL 08
10 mm	MPUL 10

Auto. Met.-T intermedio

Push-in Met.-Tee union

Push-in métallique - Piquage en Té intermédiaire

Automatico T intermedio



TUBO PIPE	Referencia Part n°
4 mm	MPUT 04
6 mm	MPUT 06
8 mm	MPUT 08
10 mm	MPUT 10
12 mm	MPUT 12

CONEXIÓN PUSH-IN AUTOMÁTICO

Push-in Fittings
Raccords Automatiques Push-in
Raccordi automatici Push-in

Auto. Met.-Y intermedio

Push-in Met.-Y union

Push-in métallique - Piquage en Y

Automatico intermedio a Y



TUBO PIPE	Referencia Part n°
4 mm	MPY 04
6 mm	MPY 06
8 mm	MPY 08
10 mm	MPY 10
12 mm	MPY 12

Tapón insertable para automático

Plug-in for Push-in

Piquage bouchon

Automatico tappo



TUBO PIPE	Referencia Part n°
4 mm	TAP 04
6 mm	TAP 06
8 mm	TAP 08
10 mm	TAP 10
12 mm	TAP 12

Insertable para automático cuerpo metálico M BSP

Plug-in for Push-in M BSP

Insertable pour adaptateur M BSP cylindrique corps métallique

Adattatore maschio cilindrico



TUBO PIPE	ROSCA THREAD	Referencia Part n°
4 mm	1/8"	50600 4 1/8
6 mm	1/8"	50600 6 1/8
6 mm	1/4"	50600 6 1/4
8 mm	1/8"	50600 8 1/8
8 mm	1/4"	50600 8 1/4
8 mm	3/8"	50600 8 3/8
10 mm	1/4"	50600 10 1/4
10 mm	3/8"	50600 10 3/8
12 mm	1/4"	50600 12 1/4
12 mm	3/8"	50600 12 3/8

CONEXIÓN PUSH-IN AUTOMÁTICO

Push-in Fittings
Raccords Automatiques Push-in
Raccordi automatici Push-in

Auto. Inox.-M BSPT cónico

Push-in stainless steel-M BSPT tapered

Push-in en acier inoxydable-M BSPT conique

Push-in acciaio inossidabile-M BSPT conico



NEW

TUBO PIPE	ROSCA THREAD	Referencia Part n°
6mm	1/8"	ZPC 0601
6mm	1/4"	ZPC 0602
8mm	1/8"	ZPC 0801
8mm	1/4"	ZPC 0802
8mm	3/8"	ZPC 0803

Auto. Inox.-codo giratorio M BSPT cónico

Push-in stainless steel-elbow adjustable M BSPT tapered

Coude réglable en acier inoxydable M BSPT conique

Push-in inox-gomito regolabile M BSPT rastremato



NEW

TUBO PIPE	ROSCA THREAD	Referencia Part n°
6mm	1/8"	ZPL 0601
6mm	1/4"	ZPL 0602
8mm	1/8"	ZPL 0801
8mm	1/4"	ZPL 0802
8mm	3/8"	ZPL 0803

Auto. Pol.-M BSP cilíndrico

Push-in stainless steel-M BSP

Push-in en acier inoxydable-M BSP

Push-in acciaio inossidabile-M BSP



NEW

TUBO PIPE	ROSCA THREAD	Referencia Part n°
6mm	1/8"	ZPCCI 0601
6mm	1/4"	ZPCCI 0602
8mm	1/8"	ZPCCI 0801
8mm	1/4"	ZPCCI 0802
8mm	3/8"	ZPCCI 0803

Auto. Inox.-codo giratorio M BSP cilíndrico c/junta

Push-in stainless steel-elbow adjustable M BSP w/o ring

Coude réglable en acier inoxydable M BSP sans joint torique

Push-in in acciaio inox-gomito regolabile M BSP senza anello



NEW

TUBO PIPE	ROSCA THREAD	Referencia Part n°
6mm	1/8"	ZPLCI 0601
6mm	1/4"	ZPLCI 0602
8mm	1/8"	ZPLCI 0801
8mm	1/4"	ZPLCI 0802
8mm	3/8"	ZPLCI 0803

Auto. Inox.-intermedio

Push-in stainless steel-union

Raccord enfichable en acier inoxydable

Raccordo a pressione in acciaio inossidabile



NEW

TUBO PIPE	Referencia Part n°
6mm	ZPUC 06
8mm	ZPUC 08
10mm	ZPUC 10

Auto. Inox.-T intermedio

Push-in stainless steel-Tee unión

Té union en acier inoxydable enfichable

Raccordo a T a pressione in acciaio inossidabile



NEW

TUBO PIPE	Referencia Part n°
6mm	ZPUT 06
8mm	ZPUT 08
10mm	ZPUT 10

NEW

AHORA EN ACERO
INOXIDABLE 316

STAINLESS STEEL
316 AVAILABLE

CONEXIÓN CON ESPIGA

Hose tail-M BSPT tapered

Raccords avec embout

Raccordi con inserto

Espiga-M BSPT cónico

Hose tail-M BSPT tapered

Douille mâle BSPT conique

Inserto maschio cilindrico senza o-ring



TUBO PIPE	ROSCA THREAD	Referencia Part n°
6 mm	1/8"	3040 6 1/8
6 mm	1/4"	3040 6 1/4
7 mm	1/8"	3040 7 1/8
7 mm	1/4"	3040 7 1/4
8 mm	1/8"	3040 8 1/8
8 mm	1/4"	3040 8 1/4
9 mm	1/8"	3040 9 1/8
9 mm	1/4"	3040 9 1/4
9 mm	3/8"	3040 9 3/8
9 mm	1/2"	3040 9 1/2
10 mm	1/4"	3040 10 1/4
10 mm	3/8"	3040 10 3/8
10 mm	1/2"	3040 10 1/2
12 mm	1/4"	3040 12 1/4
12 mm	3/8"	3040 12 3/8
12 mm	1/2"	3040 12 1/2
14 mm	3/8"	3040 14 3/8
16 mm	3/8"	3040 16 3/8
14 mm	1/2"	3040 14 1/2
16 mm	1/2"	3040 16 1/2

Espiga doble

Doble hose tail connector

Douille double jonction

Inserto doppio



TUBO PIPE	Referencia Part n°
6 mm	3055 6
8 mm	3055 8
10 mm	3055 10

Espiga-M BSP cilíndrico C/J

Hose tail-M BSP parallel w.o-ring

Douille mâle BSP cylindrique avec joint

Inserto maschio cilindrico con o-ring



TUBO PIPE	ROSCA THREAD	Referencia Part n°
7 mm	1/8"	3045 7 1/8
7 mm	1/4"	3045 7 1/4
8 mm	1/8"	3045 8 1/8
9 mm	1/8"	3045 9 1/8
9 mm	1/4"	3045 9 1/4
9 mm	3/8"	3045 9 3/8
12 mm	1/4"	3045 12 1/4
12 mm	3/8"	3045 12 3/8
12 mm	1/2"	3045 12 1/2

Espiga-H BSP cilíndrico

Hose tail-F BSP parallel

Douille femelle BSP cylindrique

Inserto femmina



TUBO PIPE	ROSCA THREAD	Referencia Part n°
6 mm	1/8"	3050 6 1/8
7 mm	1/8"	3050 7 1/8
7 mm	1/4"	3050 7 1/4
8 mm	1/4"	3050 8 1/4
9 mm	1/4"	3050 9 1/4
9 mm	3/8"	3050 9 3/8
10 mm	3/8"	3050 10 3/8
12 mm	3/8"	3050 12 3/8
12 mm	1/2"	3050 12 1/2

Espiga-M BSP cilíndrico sin junta

Hose tail-M BSP parallel without o'ring

Douille mâle BSP cylindrique sans joint

Inserto maschio cilindrico senza giunta



TUBO PIPE	ROSCA THREAD	Referencia Part n°
9 mm	3/8"	3045A 9 3/8
12 mm	1/4"	3045A 12 1/4
12 mm	1/2"	3045A 12 1/2

Hasta fin de existencias. / Until end of stock. / Jusqu'à la fin du stock. / Fino ad esaurimento scorta.

CONEXIÓN PUSH-ON

Push-on Fittings
Raccords Push-on
Raccordi Push-on

Push-on-M BSPT cónico

Push-on-M BSPT tapered

Raccord droit mâle conique

Raccordo maschio conico



TUBO PIPE	ROSCA THREAD	Referencia Part n°
4/2.7 mm	1/8"	1000 4/2.7 1/8
6/4 mm	1/8"	1000 6/4 1/8
6/4 mm	1/4"	1000 6/4 1/4
6/4 mm	3/8"	1000 6/4 3/8
8/6 mm	1/8"	1000 8/6 1/8
8/6 mm	1/4"	1000 8/6 1/4
8/6 mm	3/8"	1000 8/6 3/8
8/6 mm	1/2"	1000 8/6 1/2
10/8 mm	1/4"	1000 10/8 1/4
10/8 mm	3/8"	1000 10/8 3/8
10/8 mm	1/2"	1000 10/8 1/2
12/10 mm	3/8"	1000 12/10 3/8
12/10 mm	1/2"	1000 12/10 1/2

*Until end of stock. / *Until end of stock. / *Jusqu'à la fin du stock. / *Fino ad esaurimento scorta.

Push-on-giratorio M BSPT cónico

Push-on-adjustable M BSPT tapered

Raccord droit mâle tournant conique

Raccordo maschio conico girevole



TUBO PIPE	ROSCA THREAD	Referencia Part n°
6/4 mm	1/8"	1010 6/4 1/8
6/4 mm	1/4"	1010 6/4 1/4
8/6 mm	1/8"	1010 8/6 1/8
8/6 mm	1/4"	1010 8/6 1/4
10/8 mm	1/4"	1010 10/8 1/4
12/10 mm	3/8"	1010 12/10 3/8

Push-on-codo M BSPT cónico

Push-on-elbow M BSPT tapered

Raccord coudé mâle conique

Raccordo a 90 maschio conico



TUBO PIPE	ROSCA THREAD	Referencia Part n°
4/2.7 mm	1/8"	1100 4/2.7 1/8
6/4 mm	1/8"	1100 6/4 1/8
6/4 mm	1/4"	1100 6/4 1/4
6/4 mm	3/8"	1100 6/4 3/8
8/6 mm	1/8"	1100 8/6 1/8
8/6 mm	1/4"	1100 8/6 1/4
8/6 mm	3/8"	1100 8/6 3/8
8/6 mm	1/2"	1100 8/6 1/2
10/8 mm	1/4"	1100 10/8 1/4
10/8 mm	3/8"	1100 10/8 3/8
10/8 mm	1/2"	1100 10/8 1/2
12/10 mm	3/8"	1100 12/10 3/8
12/10 mm	1/2"	1100 12/10 1/2

Push-on-codo giratorio M BSPT cónico

Push-on-elbow adjustable M BSPT tapered

Raccord coudé tournant mâle conique

Raccordo a 90 maschio conico girevole



TUBO PIPE	ROSCA THREAD	Referencia Part n°
4/2.7 mm	1/8"	1110 4/2.7 1/8
6/4 mm	1/8"	1110 6/4 1/8
6/4 mm	1/4"	1110 6/4 1/4
8/6 mm	1/8"	1110 8/6 1/8
8/6 mm	1/4"	1110 8/6 1/4
10/8 mm	1/4"	1110 10/8 1/4

Push-on-T central giratorio M BSPT cónico

Push-on-Tee central adjustable M BSPT tapered

Raccord en té avec tournant mâle central

Raccordo a T maschio conico girevole centrale



TUBO PIPE	ROSCA THREAD	Referencia Part n°
6/4 mm	1/8"	1210 6/4 1/8
6/4 mm	1/4"	1210 6/4 1/4
8/6 mm	1/8"	1210 8/6 1/8
8/6 mm	1/4"	1210 8/6 1/4
10/8 mm	1/4"	1210 10/8 1/4

Push-on-T lateral M BSPT cónico

Push-on-Tee lateral M BSPT tapered

Raccord en té avec mâle conique latéral

Raccordo a Y laterale conico maschio



TUBO PIPE	ROSCA THREAD	Referencia Part n°
6/4 mm	1/8"	1220 6/4 1/8
6/4 mm	1/4"	1220 6/4 1/4
8/6 mm	1/8"	1220 8/6 1/8
8/6 mm	1/4"	1220 8/6 1/4
10/8 mm	1/4"	1220 10/8 1/4
10/8 mm	3/8"	1220 10/8 3/8
12/10 mm	3/8"	1220 12/10 3/8

CONEXIÓN PUSH-ON

Push-on Fittings
Raccords Push-on
Raccordi Push-on

Push-on-M BSP cilíndrico/M métrico c/junta

Push-on-M BSP/M metric w/o'ring parallel

Raccord droit mâle cylindrique avec o'ring

Raccordo maschio cilindrico con o-ring



TUBO PIPE	ROSCA THREAD	Referencia Part n°
4/2.7 mm	1/8"	1020 4/2.7 1/8
6/4 mm	1/8"	1020 6/4 1/8
6/4 mm	1/4"	1020 6/4 1/4
6/4 mm	3/8"	1020 6/4 3/8
6/4 mm	1/2"	1020 6/4 1/2
8/6 mm	1/8"	1020 8/6 1/8
8/6 mm	1/4"	1020 8/6 1/4
8/6 mm	3/8"	1020 8/6 3/8
10/8 mm	1/4"	1020 10/8 1/4
10/8 mm	3/8"	1020 10/8 3/8
10/8 mm	1/2"	1020 10/8 1/2
12/10 mm	3/8"	1020 12/10 3/8
12/10 mm	1/2"	1020 12/10 1/2
6/4 mm	M5	1021 6/4 M5
6/4 mm	M6	1021 6/4 M6

Push-on-H BSP cilíndrico

Push-on-F BSP parallel

Raccord droit femelle

Raccordo femmina



TUBO PIPE	ROSCA THREAD	Referencia Part n°
6/4 mm	1/8"	1030 6/4 1/8
6/4 mm	1/4"	1030 6/4 1/4
6/4 mm	3/8"	1030 6/4 3/8
8/6 mm	1/8"	1030 8/6 1/8
8/6 mm	1/4"	1030 8/6 1/4
8/6 mm	3/8"	1030 8/6 3/8
8/6 mm	1/2"	1030 8/6 1/2
10/8 mm	1/4"	1030 10/8 1/4
10/8 mm	3/8"	1030 10/8 3/8
10/8 mm	1/2"	1030 10/8 1/2
12/10 mm	3/8"	1030 12/10 3/8

Push-on-codo giratorio M BSP cilíndrico c/junta

Push-on-elbow adjustable M BSP parallel w/o'ring

Raccord coudé tournant mâle cylindrique avec o'ring

Raccordo a 90 maschio girevole con o'ring



TUBO PIPE	ROSCA THREAD	Referencia Part n°
4/2.7 mm	1/8"	1115 4/2.7 1/8
6/4 mm	1/4"	1115 6/4 1/4
8/6 mm	1/8"	1115 8/6 1/8
8/6 mm	1/4"	1115 8/6 1/4
10/8 mm	1/4"	1115 10/8 1/4

Push-on-codo H BSP cilíndrico

Push-on-elbow F BSP parallel

Raccord coudé femelle

Raccordo a 90 femmina fissa



TUBO PIPE	ROSCA THREAD	Referencia Part n°
6/4 mm	1/8"	1120 6/4 1/8
6/4 mm	1/4"	1120 6/4 1/4
8/6 mm	1/8"	1120 8/6 1/8
8/6 mm	1/4"	1120 8/6 1/4
10/8 mm	1/4"	1120 10/8 1/4
10/8 mm	3/8"	1120 10/8 3/8

Push-on-T central giratorio M BSP cilíndrico c/junta

Push-on-Tee central adjustable M BSP parallel w/o'ring

Raccord en té avec tournant mâle central avec o'ring

Raccordo a Tmaschio girevole centrale con o'ring



TUBO PIPE	ROSCA THREAD	Referencia Part n°
6/4 mm	1/8"	1215 6/4 1/8
6/4 mm	1/4"	1215 6/4 1/4
8/6 mm	1/8"	1215 8/6 1/8
8/6 mm	1/4"	1215 8/6 1/4
10/8 mm	1/4"	1215 10/8 1/4

Tuerca para push-on rosca métrica

Nut for Push-on metric thread

Vis de fixation

Dado di fissaggio



TUBO PIPE	ROSCA THREAD	Referencia Part n°
4/2.7 mm	M6X0,5	1700 4/2.7
6/4 mm	M10X1	1700 6/4
8/6 mm	M12x1	1700 8/6
10/8 mm	M14X1	1700 10/8
12/10 mm	M16X1	1700 12/10

Push-on-intermedio

Push-on-Union

Raccord intermédiaire

Raccordo intermedio



TUBO PIPE	TUBO PIPE	Referencia Part n°
4/2.7 mm	4/2.7 mm	1040 4/2.7
6/4 mm	6/4 mm	1040 6/4
8/6 mm	6/4 mm	1040 8/6 6/4
8/6 mm	8/6 mm	1040 8/6
10/8 mm	6/4 mm	1040 10/8 6/4
10/8 mm	8/6 mm	1040 10/8 8/6
10/8 mm	10/8 mm	1040 10/8
12/10 mm	12/10 mm	1040 12/10

CONEXIÓN PUSH-ON

Push-on Fittings
Raccords Push-on
Raccordi Push-on

Push-on-intermedio pasatabique c/tuerca métrica

Push-on-Union bulkhead w/metric nut

Raccord passe-cloison

Raccordo passaparete



TUBO PIPE	ROSCA THREAD	Referencia Part n°
4/2.7 mm	4/2.7 mm	M6x0,5 1050 4/2.7
6/4 mm	6/4 mm	M10x1 1050 6/4
8/6 mm	6/4 mm	M12x1 1050 8/6X6/4
8/6 mm	8/6 mm	M12x1 1050 8/6
10/8 mm	6/4 mm	M14x1 1050 10/8X6/4
10/8 mm	8/6 mm	M14x1 1050 10/8X8/6
10/8 mm	10/8 mm	M14x1 1050 10/8
12/10 mm	12/10 mm	M16x1 1050 12/10

Push-on-cuerpo orientable

Push-on-Banjo body

Banjo simple

Occhio orientabile semplice



TUBO PIPE	ROSCA THREAD	Referencia Part n°
4/2.7 mm	1/8"	1500 4/2.7 1/8
6/4 mm	1/8"	1500 6/4 1/8
6/4 mm	1/4"	1500 6/4 1/4
6/4 mm	3/8"	1500 6/4 3/8
6/4 mm	M6	1500 6/4 M6
8/6 mm	1/8"	1500 8/6 1/8
8/6 mm	1/4"	1500 8/6 1/4
8/6 mm	3/8"	1500 8/6 3/8
8/6 mm	1/2"	1500 8/6 1/2
10/8 mm	1/8"	1500 10/8 1/8
10/8 mm	1/4"	1500 10/8 1/4
10/8 mm	3/8"	1500 10/8 3/8
10/8 mm	1/2"	1500 10/8 1/2
12/10 mm	3/8"	1500 12/10 3/8
12/10 mm	1/2"	1500 12/10 1/2

Push-on doble-Cuerpo orientable

Dual Push-on-Banjo body

Banjo double

Occhio orientabile doppio



TUBO PIPE	ROSCA THREAD	Referencia Part n°
4/2.7 mm	1/8"	1510 4/2.7 1/8
6/4 mm	1/8"	1510 6/4 1/8
6/4 mm	1/4"	1510 6/4 1/4
6/4 mm	3/8"	1510 6/4 3/8
8/6 mm	1/8"	1510 8/6 1/8
8/6 mm	1/4"	1510 8/6 1/4
8/6 mm	3/8"	1510 8/6 3/8
8/6 mm	1/2"	1510 8/6 1/2
10/8 mm	1/8"	1510 10/8 1/8
10/8 mm	1/4"	1510 10/8 1/4
10/8 mm	3/8"	1510 10/8 3/8
10/8 mm	1/2"	1510 10/8 1/2
12/10 mm	3/8"	1510 12/10 3/8
12/10 mm	1/2"	1510 12/10 1/2

Tornillo orientable simple M BSP cilíndrico/M métrico

Simple banjo bolt M BSP parallel/M metric

Vis pour banjo simple

Bullone forato singolo



ROSCA THREAD	Referencia Part n°
M5	51410 M5
M6	51410 M6
M12	51410 M12
1/8"	51410 1/8
1/4"	51410 1/4
3/8"	51410 3/8
1/2"	51410 1/2

Tornillo orientable doble M BSP cilíndrico

Double banjo bolt M BSP parallel

Vis pour banjo double

Bullone forato doppio



ROSCA THREAD	Referencia Part n°
1/8"	51420 1/8
1/4"	51420 1/4
3/8"	51420 3/8
1/2"	51420 1/2

Push-on-codo intermedio

Push-on-elbow union

Raccord coudé intermédiaire

Raccordo a 90 intermedio



TUBO PIPE	TUBO PIPE	Referencia Part n°
4/2.7 mm	4/2.7 mm	1130 4/2.7
6/4 mm	6/4 mm	1130 6/4
8/6 mm	6/4 mm	1130 8/6 6/4
8/6 mm	8/6 mm	1130 8/6
10/8 mm	10/8 mm	1130 10/8
12/10 mm	12/10 mm	1130 12/10

Push-on-T intermedio

Push-on-Tee union

Raccord en té intermédiaire

Raccordo a T intermedio



TUBO PIPE	Referencia Part n°
4/2.7 mm	1230 4/2.7
6/4 mm	1230 6/4
8/6 mm	1230 8/6
10/8 mm	1230 10/8
12/10 mm	1230 12/10

CONEXIÓN PUSH-ON

Push-on Fittings
Raccords Push-on
Raccordi Push-on

Push-on-cruz intermedio

Push-on-cross union

Raccord en croix intermédiaire

Raccordo a croce intermedio



TUBO PIPE	Referencia Part n°
6/4 mm	1300 6/4
8/6 mm	1300 8/6
10/8 mm	1300 10/8
12/10 mm	1300 12/10

Push-on c/muelle-M BSPT cónico

Push-on w/nut+spring-M BSPT tapered

Raccord droit mâle conique avec ressort

Raccordo maschio conico+molla



TUBO PIPE	ROSCA THREAD	Referencia Part n°
6/4 mm	1/8"	1025 6/4 1/8
6/4 mm	1/4"	1025 6/4 1/4
8/6 mm	1/8"	1025 8/6 1/8
8/6 mm	1/4"	1025 8/6 1/4
8/6 mm	3/8"	1025 8/6 3/8
8/6 mm	1/2"	1025 8/6 1/2
10/8 mm	1/8"	1025 10/8 1/8
10/8 mm	1/4"	1025 10/8 1/4
10/8 mm	3/8"	1025 10/8 3/8
10/8 mm	1/2"	1025 10/8 1/2
12/10 mm	3/8"	1025 12/10 3/8
12/10 mm	1/2"	1025 12/10 1/2

Push-on c/muelle-M BSP cilíndrico c/junta

Push-on w/nut+spring-M BSP w/o ring parallel

Raccord droit mâle cylindrique avec ressort

Raccordo maschio +molla



TUBO PIPE	ROSCA THREAD	Referencia Part n°
6/4 mm	1/8"	1028 6/4 1/8
6/4 mm	1/4"	1028 6/4 1/4
6/4 mm	3/8"	1028 6/4 3/8
6/4 mm	1/2"	1028 6/4 1/2
8/6 mm	1/8"	1028 8/6 1/8
8/6 mm	1/4"	1028 8/6 1/4
8/6 mm	3/8"	1028 8/6 3/8
8/6 mm	1/2"	1028 8/6 1/2
10/8 mm	1/4"	1028 10/8 1/4
10/8 mm	3/8"	1028 10/8 3/8
10/8 mm	1/2"	1028 10/8 1/2
12/10 mm	3/8"	1028 12/10 3/8
12/10 mm	1/2"	1028 12/10 1/2

Push-on c/muelle-giratorio M BSP cilíndrico c/junta

Push-on w/nut+spring-adjustable M BSP w/o ring parallel

Raccord droit tournant mâle cylindrique avec ressort

Raccordo maschio cilindrico girevole con molla



TUBO PIPE	ROSCA THREAD	Referencia Part n°
6/4 mm	1/8"	1027 6/4 1/8
6/4 mm	1/4"	1027 6/4 1/4
8/6 mm	1/4"	1027 8/6 1/8
8/6 mm	1/4"	1027 8/6 1/4
10/8 mm	1/4"	1027 10/8 1/4
12/10 mm	3/8"	1027 12/10 3/8

Push-on c/muelle-H BSP cilíndrico

Push-on w/nut+spring-F BSP parallel

Raccord droit femelle avec ressort

Raccordo femmina+molla



TUBO PIPE	ROSCA THREAD	Referencia Part n°
6/4 mm	1/8"	1035 6/4 1/8
6/4 mm	1/4"	1035 6/4 1/4
6/4 mm	3/8"	1035 6/4 3/8
8/6 mm	1/8"	1035 8/6 1/8
8/6 mm	1/4"	1035 8/6 1/4
8/6 mm	3/8"	1035 8/6 3/8
8/6 mm	1/2"	1035 8/6 1/2
10/8 mm	1/4"	1035 10/8 1/4
10/8 mm	3/8"	1035 10/8 3/8
10/8 mm	1/2"	1035 10/8 1/2
12/10 mm	3/8"	1035 12/10 3/8

Push-on c/muelle-Tuerca de fijación métrica

Push-on w/nut+spring-fixing nut F Métrica parallel

Vis de fixation avec ressort

Dado di fissaggio con molla



TUBO PIPE	ROSCA THREAD	Referencia Part n°
6/4 mm	M10x1	1710 6/4
8/6 mm	M12x1	1710 8/6
10/8 mm	M14x1	1710 10/8
12/10 mm	M16x1	1710 12/10

ADAPTADOR

Adaptors
Adaptateurs
Adattatori

Adaptador M BSPT cónico

Adaptor M BSPT tapered

Adapteur mâle BSPT conique

Maschio conico BSPT



ROSCA THREAD	Referencia Part n°
1/8"	2000 1/8
1/4"	2000 1/4
3/8"	2000 3/8
1/2"	2000 1/2
3/4"	2000 3/4
1"	2000 1

Tapón reductor M BSPT cónico-H BSP cilíndrica

Reducer M BSPT tapered-F BSP parallel

Bouchon reducteur mâle BSPT conique- femelle BSP cilindrique

Tappo di riduzione M BSPT - F BSP



ROSCA (M) THREAD (M)	ROSCA (H) THREAD (F)	Referencia Part n°
1/4"	1/8"	2080 1/4 1/8
3/8"	1/8"	2080 3/8 1/8
3/8"	1/4"	2080 3/8 1/4
1/2"	1/4"	2080 1/2 1/8
1/2"	1/4"	2080 1/2 1/4
1/2"	3/8"	2080 1/2 3/8
3/4"	3/8"	2080 3/4 3/8
3/4"	1/2"	2080 3/4 1/2
1"	1/2"	2080 1 1/2

Reductor M BSPT cónico

Reducer M BSPT tapered

Réducteur mâle BSPT conique

Riduzione Maschio BSPT



ROSCA THREAD	Referencia Part n°
1/8"	2020 1/8-1/4
1/8"	2020 1/8 3/8
1/8"	2020 1/8 1/2
1/4"	2020 1/4 1/2
1/4"	2020 1/4-3/8
3/8"	2020 3/8-1/2
1/2"	2020 1/2 3/4

Prolongador M BSPT cónico - H BSP cilíndrico

Extensor M BSPT tapered - F BSP parallel

Prolongateur mâle BSPT conique - femelle BSP cilindrique

Prolunga M BSPT - F BSP



ROSCA (M) THREAD (M)	ROSCA (H) THREAD (F)	Referencia Part n°
1/8"	1/8"	2040 1/8 1/8
1/8"	1/4"	2040 1/8 1/4
1/8"	3/8"	2040 1/8 3/8
1/4"	1/4"	2040 1/4 1/4
1/4"	3/8"	2040 1/4 3/8
1/4"	1/2"	2040 1/4 1/2
3/8"	3/8"	2040 3/8 3/8
3/8"	1/2"	2040 3/8 1/2
1/2"	3/8"	2040 1/2 3/8
1/2"	1/2"	2040 1/2 1/2
1/2"	3/4"	2040 1/2 3/4

Prolongador pasatabique rosca M métrico-H BSP cilíndrica/métrica

Extensor bulkhead w/metric M - F BSP parallel/metric

Prolongateur passe-cloison filetage métrique
Mâle.-Fem. BSP cilindrique/métrique

Prolunga Passaparete M - F BSP/metrica cil.



ROSCA THREAD	Referencia Part n°
M10x1	3060 M5
M16x1,5	3060 1/8
M14x1,5	3060 1/8 M14
M20x1,5	3060 1/4
M26x1,5	3060 3/8
M28x15	3060 1/2

Adaptador M BSP cilíndrico

Adaptor M BSP parallel

Adapteur mâle BSP cylindrique

Addattatori cilindrico M BSP



ROSCA THREAD	Referencia Part n°
1/8"	2010 1/8
1/4"	2010 1/4
3/8"	2010 3/8
1/2"	2010 1/2
3/4"	2010 3/4
1"	2010 1

ADAPTADOR

Adaptors
Adaptateurs
Adattatori

Reductor M métrico/M BSP cilíndrico

Reducer M BSP parallel / M metric

Réducteur mâle métrique-mâle BSP cylindrique

Maschio cilindrico di riduzione



ROSCA THREAD		Referencia Part n°
M5	1/8"	2030 M5 1/8
1/8"	1/4"	2030 1/8 1/4
1/8"	3/8"	2030 1/8 3/8
1/4"	3/8"	2030 1/4 3/8
1/4"	1/2"	2030 1/4 1/2
3/8"	1/2"	2030 3/8 1/2
1/2"	3/4"	2030 1/2 3/4

Prolongador M BSP cilíndrico/Métrico - H BSP cilíndrica

Extensor M BSP Parallel/M metric - F BSP parallel

Prolongateur mâle BSP cylindrique/métrique -fem. BSP cylindrique

Prolunga cilindrica standard



ROSCA (M) THREAD (M)	ROSCA (H) THREAD (F)	Referencia Part n°
M5	1/8"	2050 M5 1/8
1/8"	1/8"	2050 1/8 1/8
1/8"	1/4"	2050 1/8 1/4
1/4"	1/4"	2050 1/4 1/4
1/4"	3/8"	2050 1/4 3/8
3/8"	3/8"	2050 3/8 3/8
3/8"	1/2"	2050 3/8 1/2
1/2"	1/2"	2050 1/2 1/2

Prolongador extra M-H BSP cilíndrico

Extra extensor M-F BSP parallel

Prolongateur extra mâle -fem. BSP cylindrique

Prolunga cilindrica



ROSCA THREAD		Referencia Part n°
1/8"	1/8"	2070 1/8 1/8 22
1/8"	1/8"	2070 1/8 1/8 42
1/4"	1/4"	2070 1/4 1/4 35
1/4"	1/4"	2070 1/4 1/4 51

Adaptador H BSP cilíndrico

Adaptor F BSP parallel

Manchon femelle BSP cylindrique

Prolunga femmina



ROSCA THREAD	Referencia Part n°
1/8"	3000 1/8
1/4"	3000 1/4
3/8"	3000 3/8
1/2"	3000 1/2
3/4"	3000 3/4

Tapón reductor M BSP cilíndrico/Métrico-H BSP cilíndrico

Reducer M BSP parallel - F BSP parallel

Bouchon réducteur mâle BSP cylindrique/métrique - fem. BSP cylindrique

Tappo di riduzione cilindrico



ROSCA (M) THREAD (M)	ROSCA (H) THREAD (F)	Referencia Part n°
1/8"	M5	2090 1/8 M5
1/4"	1/8"	2090 1/4 1/8
3/8"	1/8"	2090 3/8 1/8
3/8"	1/4"	2090 3/8 1/4
1/2"	1/4"	2090 1/2 1/4
1/2"	3/8"	2090 1/2 3/8
3/4"	1/2"	2090 3/4 1/2

Reductor H BSP cilíndrico

Reducer F BSP parallel

Réducteur femelle BSP cylindrique

Prolunga femmina di riduzione



ROSCA THREAD		Referencia Part n°
1/8"	1/4"	3010 1/8 1/4
1/8"	3/8"	3010 1/8 3/8
1/4"	3/8"	3010 1/4 3/8
1/4"	1/2"	3010 1/4 1/2
3/8"	1/2"	3010 3/8 1/2
1/2"	3/4"	3010 1/2 3/4

Orientable H BSP cilíndrico

Banjo F BSP parallel

Banjo femelle BSP cylindrique

Occhio filettato femmina



ROSCA THREAD	Referencia Part n°
1/8"	6090 1/8
1/4"	6090 1/4
3/8"	6090 3/8

Tornillo orientable simple M BSP cilíndrico/M métrico

Simple banjo bolt M BSP parallel/M metric

Vis pour banjo simple mâle BSP cylindrique / mâle métrique

Bullone banjo semplice



ROSCA THREAD	Referencia Part n°
M5	51410 M5
M6	51410 M6
M12	51410 M12
1/8"	51410 1/8
1/4"	51410 1/4
3/8"	51410 3/8
1/2"	51410 1/2

ADAPTADOR

Adaptors
Adaptateurs
Adattatori

Tornillo orientable doble M BSP cilíndrico

Double banjo bolt M BSP parallel

Vis pour banjo double mâle BSP cylindrique

Bullone forato doppio



ROSCA THREAD	Referencia Part n°
1/8"	51420 1/8
1/4"	51420 1/4
3/8"	51420 3/8
1/2"	51420 1/2

Tapón allen interior M BSPT cónico

Internal Allen plug M BSPT tapered

Bouchon mâle BSPT conique Allen intérieur

Tappo maschio conico Allen



ROSCA THREAD	Referencia Part n°
1/8"	3025 1/8
1/4"	3025 1/4
3/8"	3025 3/8
1/2"	3025 1/2

Tapón M BSPT cónico

Plug M BSPT tapered

Bouchon mâle BSPT conique

Tappo maschio conico



ROSCA THREAD	Referencia Part n°
1/8"	3021 1/8
1/4"	3021 1/4
3/8"	3021 3/8
1/2"	3021 1/2

Tapón allen M BSP cilíndrico c/junta

Allen plug M BSP parallel w/o-ring

Bouchon mâle BSP cylindrique Allen avec o-ring

Tappo maschio cilindrico Allen con o-ring



ROSCA THREAD	Referencia Part n°
1/8"	3015 1/8
1/4"	3015 1/4
3/8"	3015 3/8
1/2"	3015 1/2

Tapón M BSP cilíndrico

Plug M BSP parallel

Bouchon mâle BSP cylindrique

Tappo maschio cilindrico



ROSCA THREAD	Referencia Part n°
1/8"	3020 1/8
1/4"	3020 1/4
3/8"	3020 3/8
1/2"	3020 1/2
3/4"	3020 3/4

Tapón H BSP cilíndrico

Cap F BSP parallel

Bouchon femelle BSP cylindrique

Tappo femmina



ROSCA THREAD	Referencia Part n°
1/8"	3030 1/8
1/4"	3030 1/4
3/8"	3030 3/8
1/2"	3030 1/2

ADAPTADOR

Adaptors
Adaptateurs
Adattatori

Codo M BSPT cónico

Elbow M BSPT tapered

Raccord coudé mâle BSPT conique

Adattore a 90 maschio conico



ROSCA THREAD	Referencia Part n°
1/8"	5000 1/8
1/4"	5000 1/4
3/8"	5000 3/8
1/2"	5000 1/2
3/4"	5000 3/4

Codo M BSPT cónico-H BSP cilíndrico

Elbow M BSPT tapered-F BSP

Raccord coudé mâle BSPT conique -femelle BSP cylindrique

Adattore maschio conico-femmina



ROSCA THREAD	Referencia Part n°
1/8"	5020 1/8
1/4"	5020 1/4
3/8"	5020 3/8
1/2"	5020 1/2
3/4"	5020 3/4

Codo H BSP cilíndrico

Elbow F BSP parallel

Raccord coudé femelle BSP cylindrique

Adattore a 90 femmina



ROSCA THREAD	Referencia Part n°
1/8"	5010 1/8
1/4"	5010 1/4
3/8"	5010 3/8
1/2"	5010 1/2
3/4"	5010 3/4

T M BSPT cónico

Tee M BSPT tapered

Raccord en té mâle BSPT conique

Adattore a T maschio conico



ROSCA THREAD	Referencia Part n°
1/8"	4010 1/8
1/4"	4010 1/4
3/8"	4010 3/8
1/2"	4010 1/2
3/4"	4010 3/4

T central H BSP-M BSPT cónico-H BSP

Tee central F BSP -M BSPT -F BSP tapered

Raccord en té central femelle BSP - M BSPT conique - femelle BSP

Adattore a T maschio conico centrale



ROSCA THREAD	Referencia Part n°
1/8"	4040 1/8
1/4"	4040 1/4
3/8"	4040 3/8
1/2"	4040 1/2
3/4"	4040 3/4

T lateral H BSP-H BSP-M BSPT cónico

Tee lateral F BSP -F BSP -M BSPT tapered

Raccord en té latéral femelle BSP - femelle BSP- M BSPT conique

Adattore a T maschio conico laterale



ROSCA THREAD	Referencia Part n°
1/8"	4050 1/8
1/4"	4050 1/4
3/8"	4050 3/8
1/2"	4050 1/2
3/4"	4050 3/4

T H BSP cilíndrico

Tee F BSP parallel

Raccord en té femelle BSP cylindrique

Adattore a T femmina



ROSCA THREAD	Referencia Part n°
1/8"	4000 1/8
1/4"	4000 1/4
3/8"	4000 3/8
1/2"	4000 1/2
3/4"	4000 3/4

ADAPTADOR

Adaptors
Adaptateurs
Adattatori

Y central H BSP cilíndrico-M BSPT cónico-H BSP cilíndrico

Y central F BSP -M BSPT -F BSP

Raccord en Y central femelle BSP cylindrique - mâle BSPT conique-femelle BSP cylindrique

Adattore a Y maschio



ROSCA THREAD	Referencia Part n°
1/8"	6000 1/8
1/4"	6000 1/4
3/8"	6000 3/8
1/2"	6000 1/2

Cruz M BSPT cónico

Cross M BSPT tapered

Raccord en croix mâle BSPT conique

Croce maschio



ROSCA THREAD	Referencia Part n°
1/8"	6030 1/8
1/4"	6030 1/4
3/8"	6030 3/8
1/2"	6030 1/2

Cruz H BSP cilíndrico

Cross F BSP parallel

Raccord en croix femelle BSP cylindrique

Croce femmina



ROSCA THREAD	Referencia Part n°
1/8"	6020 1/8
1/4"	6020 1/4
3/8"	6020 3/8
1/2"	6020 1/2

Cruz en taco H BSP cilíndrico

Cross in block F BSP parallel

Nourrices de distribution en croix taraudée

Croce in blocco



ROSCA THREAD	Referencia Part n°
1/8"	6040 1/8
1/4"	6040 1/4
3/8"	6040 3/8
1/2"	6040 1/2

Regleta lateral en taco H BSP cilíndrico

Distribution manifold-F BSP parallel

Nourrices de distribution taraudée

Blocco a multiscite



ROSCA (LAT) THREAD (LAT)	ROSCA (CENT) THREAD (CENT)	Nº DE SALIDAS EXITS NR.	Referencia Part n°
1/4"	1/8"	2	6047 1/4 1/8 2
1/4"	1/8"	3	6047 1/4 1/8 3
1/4"	1/8"	4	6047 1/4 1/8 4
1/4"	1/8"	5	6047 1/4 1/8 5
1/4"	1/8"	6	6047 1/4 1/8 6
3/8"	1/4"	2	6047 3/8 1/4 2
3/8"	1/4"	3	6047 3/8 1/4 3
3/8"	1/4"	4	6047 3/8 1/4 4
3/8"	1/4"	5	6047 3/8 1/4 5
3/8"	1/4"	6	6047 3/8 1/4 6
1/2"	3/8"	2	6047 1/2 3/8 2
1/2"	3/8"	3	6047 1/2 3/8 3
1/2"	3/8"	4	6047 1/2 3/8 4
1/2"	3/8"	5	6047 1/2 3/8 5
1/2"	3/8"	6	6047 1/2 3/8 6

ENCHUFES RÁPIDOS NEUMÁTICOS

Quick release pneumatic couplings
Coupleurs pneumatiques
Innesti rapidi



ENCHUFES MINI - SERIE MIGNON 422

Mini-serie mignon
Coupleurs mini - série mignon
Innesti mini- serie mignon

ENCHUFES MINI - SERIE UNI ISO 6150 B-12 423

Mini-serie uni ISO 6150 B-12
Coupleurs mini - série uni ISO 6150 B-12
Innesti Mini-serie uni ISO 6150 B-12

ENCHUFES MINI - SERIE MULTIPRESA 424

Mini-serie multipress
Coupleurs mini - série multiprise
Innesti Mini-serie uni Multipresa

ENCHUFES RÁPIDOS ESTO 425

Quick release couplings "ESTO"
Coupleurs rapides type ESTO
Innesti rapidi tipo ESTO

ENCHUFES MINI - SERIE MIGNON

Mini-série mignon
Coupleurs mini - série mignon
Innesti mini- serie mignon

Roscados ▪ Screw ▪ Fileté ▪ Filetati



111



211



112



212

Con espiga ▪ With hose tail ▪ Avec embout ▪ Con adattatori



115



215

Push-on ▪ Push-on ▪ Push-on ▪ Push-on



114



214



113



213

FLUIDAL

ENCHUFES MINI - SERIE UNI ISO 6150 B-12

Mini-serie uni ISO 6150 B-12
Coupleurs mini - série uni ISO 6150 B-12
Innesti Mini-serie uni ISO 6150 B-12

Roscados ▪ Screwed ▪ Fileté ▪ Filetati



121



221



122



222

Con espiga ▪ With hose tail ▪ Avec embout ▪ Con adattatori



125



225

Push-on ▪ Push-on ▪ Push-on ▪ Push-on



223

FLUIDAL

ENCHUFES MINI - SERIE MULTIPRESA

Mini-serie multipress
Coupleurs mini - série multiprise
Innesti Mini-serie uni Multipresa

Roscado ▪ Screw ▪ Fileté ▪ Filetati



191



192

Con espiga ▪ With hose tail ▪ Avec embout ▪ Con adattatori



195

Push-on ▪ Push-on ▪ Push-on ▪ Push-on



194



193

FLUIDAL

ENCHUFES RÁPIDOS ESTO

Quick release couplings "ESTO"

Coupleurs rapides type ESTO

Innesti rapidi tipo ESTO

Enchufes 1/4 ▪ Quick couplings 1/4 ▪ Coupleurs 1/4 ▪ Innesto 1/4



ESTO 1

ESTO 1

ESTO 1

Enchufes 3/8 ▪ Quick couplings 3/8 ▪ Coupleurs 3/8 ▪ Innesto 3/8



ESTO 3

ESTO 3

Enchufes 1/2 ▪ Quick couplings 1/2 ▪ Coupleurs 1/2 ▪ Innesto 1/2



ESTO 2

ESTO 2

FLUIDAL

ENCHUFES MINI - SERIE MIGNON

Mini-série mignon
Coupleurs mini - série mignon
Innesti mini- serie mignon

Enchufe Mignon hembra-M BSP cilíndrico

Coupling Mignon female - M BSP parallel

Coupleur femelle à mâle- série mignon

Innesto femmina a filetto mascho-serie mignon



ROSCA THREAD	Referencia Part n°
1/8"	111 1/8
1/4"	111 1/4
3/8"	111 3/8

Enchufe Mignon macho-M BSP cilíndrico

Coupling Mignon male - M BSP parallel

Coupleur mâle à mâle- série mignon

Innesto mascho a filetto mascho-serie mignon



ROSCA THREAD	Referencia Part n°
1/8"	211 1/8
1/4"	211 1/4
3/8"	211 3/8

Enchufe Mignon hembra-H BSP cilíndrico

Female socket-serie mignon

Coupleur femelle à femelle- série mignon

Innesto femmina a filetto femmina-serie mignon



ROSCA THREAD	Referencia Part n°
1/8"	112 1/8
1/4"	112 1/4
3/8"	112 3/8

Enchufe Mignon macho-H BSP cilíndrico

Coupling Mignon male-F BSP parallel

Coupleur mâle à femelle- série mignon

Innesto mascho a filetto femmina-serie mignon



ROSCA THREAD	Referencia Part n°
1/8"	212 1/8
1/4"	212 1/4
3/8"	212 3/8

Enchufe Mignon hembra-espiga

Coupling Mignon female-hose tail

Coupleur femelle à douille- série mignon

Innesto femmina ad inserto-serie mignon



DN	Referencia Part n°
4	115 4
6	115 6
8	115 8

Enchufe Mignon macho-espiga

Coupling Mignon male-hose tail

Coupleur mâle à douille- série mignon

Innesto mascho ad inserto-serie mignon



DN	Referencia Part n°
4	215 4
6	215 6
8	215 8

Enchufe Mignon hembra-push-on

Coupling Mignon female-push-on

Coupleur femelle à tube- série mignon

Innesto femmina a tubo-serie mignon



TUBO PIPE	Referencia Part n°
6/4 mm	114 6/4
8/6 mm	114 8/6

Enchufe Mignon macho-push-on

Coupling Mignon male - push-on

Coupleur mâle à tube- série mignon

Innesto mascho a tubo-serie mignon



TUBO PIPE	Referencia Part n°
6/4 mm	214 6/4
8/6 mm	214 8/6

Enchufe Mignon hembra-push-on c/muelle

Coupling Mignon female - push-on w/nut+spring

Coupleur femelle à tube ressort- série mignon

Innesto femmina a tubo molla-serie mignon



TUBO PIPE	Referencia Part n°
6/4 mm	113 6/4
8/6 mm	113 8/6

Enchufe Mignon macho-push-on c/muelle

Coupling Mignon male - push-on w/nut+spring

Coupleur mâle à tube ressort- série mignon

Innesto mascho a tubo molla-serie mignon



TUBO PIPE	Referencia Part n°
6/4 mm	213 6/4
8/6 mm	213 8/6

ENCHUFES MINI - SERIE UNI ISO 6150 B-12

Mini-serie uni ISO 6150 B-12
Coupleurs mini - série uni ISO 6150 B-12
Innesti Mini-serie uni ISO 6150 B-12

Enchufe UNI ISO 6150 B-12 hembra-M BSP

Coupling UNI ISO 6150 B-12 female-M BSP

Coupleur femelle à mâle- série uni ISO 6150 B-12

Innesto femmina a filetto maschio-serie UNI ISO 6150 B-12



ROSCA THREAD	Referencia Part n°
1/4"	121 1/4
3/8"	121 3/8
1/2"	121 1/2

Enchufe UNI ISO 6150 B-12 macho-M BSP

Coupling UNI ISO 6150 B-12 male-M BSP

Coupleur mâle à mâle- série uni ISO 6150 B-12

Innesto maschio a filetto maschio-serie UNI ISO 6150 B-12



ROSCA THREAD	Referencia Part n°
1/4"	221 1/4
3/8"	221 3/8
1/2"	221 1/2

Enchufe UNI ISO 6150 B-12 hembra-H BSP

Coupling UNI ISO 6150 B-12 female-F BSP

Coupleur femelle à femelle- série uni ISO 6150 B-12

Innesto femmina a filetto femmina-serie UNI ISO 6150 B-12



ROSCA THREAD	Referencia Part n°
1/4"	122 1/4
3/8"	122 3/8
1/2"	122 1/2

Enchufe UNI ISO 6150 B-12 macho-H BSP

Coupling UNI ISO 6150 B-12 male-F BSP

Coupleur mâle à femelle- série uni ISO 6150 B-12

Innesto maschio a filetto femmina-serie UNI ISO 6150 B-12



ROSCA THREAD	Referencia Part n°
1/4"	222 1/4
3/8"	222 3/8
1/2"	222 1/2

Enchufe UNI ISO 6150 B-12 hembra-espiga

Socket with rest for rubber hose-serie UNI ISO 6150 B-12

Coupleur femelle à douille- série UNI ISO 6150 B-12

Innesto femmina ad inserto-serie UNI ISO 6150 B-12



DN	Referencia Part n°
6	125 6
8	125 8
10	125 10
12	125 12

Enchufe UNI ISO 6150 B-12 macho-espiga

Coupling UNI ISO 6150 B-12 male-hose tail

Coupleur mâle à douille- série UNI ISO 6150 B-12

Innesto maschio ad inserto-serie UNI ISO 6150 B-12



DN	Referencia Part n°
6	225 6
8	225 8
10	225 10
12	225 12

Enchufe UNI ISO 6150 B-12 macho-push-on c/muelle

Coupling UNI ISO 6150 B-12 male-push-on w/ nut+spring

Coupleur mâle à tube ressort- série UNI ISO 6150 B-12

Innesto maschio a tubo molla-serie UNI ISO 6150 B-12



TUBO PIPE	Referencia Part n°
6/4 mm	223 6/4
8/6 mm	223 8/6
10/8 mm	223 10/8
12/10 mm	223 12/10

ENCHUFES MINI - SERIE MULTIPRESA

Mini-serie multipress
Coupleurs mini - série multiprise
Innesti Mini-serie uni Multipresa

Enchufe multipresa hembra-M BSP

Coupling multisocket female-M BSP

Coupleur femelle à mâle- série multiprise

Innesto femmina a filetto maschio-serie multipress



ROSCA THREAD	Referencia Part n°
1/4	191 1/4
3/8	191 3/8
1/2	191 1/2

Enchufe multipresa hembra-push-on

Coupling multisocket female-push-on

Coupleur femelle à tube- série multiprise

Innesto femmina a tubo-serie multipress



TUBO PIPE	Referencia Part n°
6/4 mm	194 6/4
8/6 mm	194 8/6
10/8 mm	194 10/8

Enchufe multipresa hembra-H BSP

Coupling multisocket female-F BSP

Coupleur femelle à femelle- série multiprise

Innesto femmina a filetto femmina-serie multipress



ROSCA THREAD	Referencia Part n°
1/4	192 1/4
3/8	192 3/8
1/2	192 1/2

Enchufe multipresa hembra-push-on c/muelle

Coupling multisocket female-push-on w/
nut+spring

Coupleur femelle avec ressort- série multiprise

Innesto femmina con molla-serie multipress



TUBO PIPE	Referencia Part n°
6/4 mm	193 6/4
8/6 mm	193 8/6
10/8 mm	193 10/8

Enchufe multipresa hembra-espiga

Coupling multisocket female-hose tail

Coupleur femelle à douille- série multiprise

Innesto femmina ad inserto-serie multipress




DN	Referencia Part n°
6	195 6
8	195 8
10	195 10
12	195 12

Normativa | Standard | Standard

41 ENCHUFE PARA NORMATIVAS



1 socket for 4 standards
1 corps pour 4 embouts



SUECA / SWEDISH / SUEDOISE

EUROPEA / EUROPEAN / EUROPEENNE

ITALIANA / ITALIAN / ITALIENNE

UNI ISO 6150 B-12

ENCHUFES RÁPIDOS ESTO

Quick release couplings "ESTO"

Coupleurs rapides type ESTO

Innesti rapidi tipo ESTO

Enchufe Esto hembra 1/4

Coupling Esto female 1/4

Coupleur femelle 1/4

Innesto hembra 1/4



ROSCA THREAD	Ø ESPIGA Ø NIPPLE	Referencia Part n°
M 1/4" BSPT	-	ESTO 110
M 3/8" BSPT	-	ESTO 140
M 1/2" BSPT	-	ESTO 142
H 1/4" BSP	-	ESTO 120
H 3/8" BSP	-	ESTO 150
-	8 mm	ESTO 130
-	10 mm	ESTO 131

Enchufe Esto ECO hembra 1/4

Coupling Esto ECO female 1/4

Coupleurs 1/4 ECO

Innesto 1/4 ECO



ROSCA THREAD	Ø ESPIGA Ø NIPPLE	Referencia Part n°
M 1/4" BSPT	-	ESTO 1110
M 3/8" BSPT	-	ESTO 1140
M 1/2" BSPT	-	ESTO 1142
H 1/4" BSP	-	ESTO 1120
H 3/8" BSP	-	ESTO 1150
H 1/2" BSP	-	ESTO 1152
-	8 mm	ESTO 1130
-	10 mm	ESTO 1131
-	12/13 mm	ESTO 1132
-	6 mm	ESTO 1136

Enchufe Esto macho 1/4

Coupling Esto male 1/4

Coupleur embout mâle 1/4

Innesto maschio 1/4



ROSCA THREAD	Ø ESPIGA Ø NIPPLE	Referencia Part n°
M 1/4" BSPT	-	ESTO 160
M 3/8" BSPT	-	ESTO 163
M 1/2" BSPT	-	ESTO 162
H 1/4" BSP	-	ESTO 170
H 3/8" BSP	-	ESTO 173
-	6 mm	ESTO 181
-	8 mm	ESTO 180
-	10 mm	ESTO 182

Enchufe Esto hembra 3/8

Coupling Esto female 3/8

Coupleur femelle 3/8

Innesto femmina 3/8



ROSCA THREAD	Ø ESPIGA Ø NIPPLE	Referencia Part n°
M 3/8" BSPT	-	ESTO 310
M 1/2" BSP	-	ESTO 312
H 3/8" BSP	-	ESTO 320
-	12 mm	ESTO 330

Enchufe Esto macho 3/8

Coupling Esto male 3/8

Coupleur embout mâle 3/8

Innesto maschio 3/8



ROSCA THREAD	Ø ESPIGA Ø NIPPLE	Referencia Part n°
M 3/8" BSPT	-	ESTO 360
H 3/8" BSP	-	ESTO 370
-	12 mm	ESTO 380

Enchufe Esto hembra 1/2

Coupling Esto female 1/2

Coupleur femelle 1/2

Innesto femmina 1/2



ROSCA THREAD	Referencia Part n°
M 1/2" BSPT	ESTO 210
H 1/2" BSP	ESTO 220

Enchufe Esto macho 1/2

Coupling Esto male 1/2

Coupleur embout mâle 1/2

Innesto maschio 1/2



ROSCA THREAD	Referencia Part n°
M 1/2" BSPT	ESTO 260
H 1/2" BSP	ESTO 270



MALE BSPT

FEMALE BSP

NIPPLE